



BOARD OF TRUSTEES

November 18, 2014

REGULAR MEETING 5:30 P.M. | RICHLAND COMMUNITY COLLEGE BOARD ROOM



Richland Community College

One College Park | Decatur, Illinois 62521 | 217.875.7200 | richland.edu

RICHLAND COMMUNITY COLLEGE
DISTRICT NO. 537
BOARD OF TRUSTEES REGULAR MEETING
ONE COLLEGE PARK – DECATUR, ILLINOIS 62521

November 18, 2014

AGENDA

The Vision: To be the premier source for education, workforce training, partnerships, and economic development.

College Mission: To provide innovative educational environments, opportunities, and experiences that enable individuals, communities, and the region to grow, thrive, and prosper.

Core Values: Commitment, Respect, Excellence, Accountability, and Diversity

- I. Convening of the Regular Meeting – 5:30 p.m.
 - A. Call to Order
 - B. Roll Call

- II. *Minutes of the Regular Meeting on October 16, 2014*

- III. Appearance of Citizens and Introduction of Guests

- IV. Written Communications
 - A Thank You note was received from Imboden Creek Gardens for the support of Richland Community College for the 6th Annual Dessert Gala to benefit the Alzheimer's Association.
 - The Fall 2014 Illinois Literacy Issue featured Richland Community College and Decatur Foundry in a Success Story article.
 - College Activities Report
 - Personnel Update
 - Construction Report

- V. Report of the Audit Committee

- VI. Special Reports
 - A. Report of the President
 1. Audit Presentation – Sikich, LLP

2. College Spotlight – Mercy Kitchens: A Richland Partnership with the Good Samaritan Inn - Chef Brian Tucker.

B. Report of ICCTA

C. Report of Student Trustee

D. Report of Agreements/Contracts signed by President Saunders for the month of October 2014

VII. Executive Session (IVORY COLOR)

VIII. Consent Agenda (PINK COLOR)

A. Time and Place for 2015 Regular meeting of the Board of Trustees

B. Purchase recommendations and bids

1. Approval to purchase a Kubota RTV for the Facilities and Operations Department

IX. Old Business (BLUE COLOR)

A. ***FY14 Annual Financial Report***

B. Foundation Board Meeting Report

X. New Business (IVORY COLOR)

A. ***Adoption of College Academic Calendar for Spring 2015 through Summer 2018***

B. ***Enterprise Zone Renewal – Resolution 14-13***

XI. Financial Report (GREEN COLOR)

A. Discussion of Fiscal Year Tax Levy – Preliminary Estimate

B. Treasurer's Report and Financial Statement (WHITE COLOR)

C. Bills for Ratification

XII. Items from the Board

XIII. Adjournment

XIV. Work Session

Bold and Italics Denotes Action Items

BOARD BOOK ANNUAL CALENDAR

JANUARY 2014

Reports

Consent
Agenda

Legal
Representation
Agreements

New Business

Recommendation for
Approval of Tuition

Executive Session -
President's Evaluation

FEBRUARY 2014

Reports

Consent Agenda

New Business
Recommendations for
Tenure

Recommendation for
Approval of Fees

**President's
Contract**

MARCH 2014

Reports

Consent Agenda

New Business
Recommendations for Faculty
Promotions in Rank

Recommendation to Grant
Professor Emeritus Status

Recommendation to Grant
Staff Emeritus Status

Recommendation for
Professional Leave

Strategic Plan Priorities

APRIL 2014

Tenure and
Promotion
Recognition Dinner

Student Senate
Election Results

Report from Board
Secretary
regarding Election
of Student Trustee

Seating of New
Student
Trustee

Reports

MAY 2014

Reorganization
of Board of
Trustees

Reports

Consent Agenda

New Business

Tentative Budget

Other

RCC Commencement

ICCTA Lobby Day

JUNE 2014

Reports

Consent Agenda

New Business

Compliance with Prevailing
Wage Act

State Capital Funding Request
RAMP

**Review of Minutes of
Previous Executive Sessions**

ICCTA Annual Convention

Public Hearing for Budget

Resolution Adopting Budget

**Resolution Transferring
Earnings**

BOARD BOOK ANNUAL CALENDAR

JULY 2014

Reports

Consent
Agenda

AUGUST 2014

Reports
Institutional Year Book
Program Review
Presentation

Consent Agenda

SEPTEMBER 2014

Reports

Consent Agenda

OCTOBER 2014

Reports

Consent
Agenda

Distribution of Audit
Reports – RCC & Brush
College, LLC

Strategic Plan Quarterly
Update

NOVEMBER 2014

Reports

Consent Agenda

Audit Presentation

Financial Report
Discussion of Tax Levy

Calendar of Regular
Meetings of Board
of Trustees

Academic Calendar

DECEMBER 2014

Reports

Consent Agenda

Old Business
Resolution for Fiscal Year Tax
Levy

Review of Minutes of
Previous Executive Sessions

Winter Board Retreat

Strategic Plan Priorities
Results Report

2014 Strategic Plan Priorities

Goal 1: Enhance Student Access, Engagement, and Success.

Strategy A: To advance student access by providing a comprehensive system for enrollment, student services, and scheduling.

1. Increase student access and enrollment by expanding partnerships with District high schools, which will increase the percentage of students who apply and enroll at RCC.

Strategy B: To enhance educational engagement in and out of the classroom.

1. Identify technology enhancement plan for the new Student Success Center.
2. Realign Career Services to provide holistic delivery of services to students, employers and the community.
3. Identify and deploy the strategy for enhanced student services in the renovated Student Success Center to enhance access for newly enrolled students.
4. Support Student Advocacy Day by arranging one-on-one meetings with local elected officials.
5. Implement structured project-based learning into program and course curricula.

Strategy C: Support student success through enhanced readiness, persistence, retention, and completion.

1. Increase the course and completion rate of RCC students.
2. Complete program reviews and development of shorter certificates in support of performance funding objectives linked to retention and completion.

Strategy D: Ensure that College curricula meet current and emerging workforce and student needs.

1. Identify and deploy the strategy for enhanced student services in the renovated Student Success Center for currently enrolled students.
2. Develop, align, and review program learning outcomes to assure a cohesive curricular and co-curricular experience that enhances student learning.
3. Implement and actively promote the Diesel Medium Heavy Truck Technology & Collision Repair Technology through written marketing plans.
4. Achieve successful reaccreditation (Higher Learning Commission, Radiography Program through Joint Review Committee on Education in Radiologic Technology (JRCERT), complete successful program accreditation visits (Culinary Arts Institute - American Culinary Federation), and determine opportunities for accreditation of new programs (EMS).
5. Implement structured project-based learning into program and course curricula.

Goal 2: Cultivate a sustainable institutional environment.

Strategy A: Create and implement an institutional sustainability master plan.

1. Manage on-going construction projects to meet established deadlines.
2. Enhance learning and laboratory environments to improve quality of student learning.
3. Completion of 2011-2014 Strategic Plan and drafting of 2015-2018 Strategic Plan.

Strategy B: Enhance mental, physical, and professional wellness for employees, students, and their families.

1. Develop an annual professional development theme and conduct monthly training sessions for staff.
2. Implement a plan for individual health risk appraisals and conduct wellness sessions in an effort to improve employee wellness.

Strategy C: Enhance processes and increase activities that promote diversity and social justice.

1. Review staff compensation and salary ranges such that total compensation is competitive, fair, and affordable.

Strategy D: Ensure sustainability of the College's human resources.

1. Conduct collective bargaining activities with Full-time Faculty Bargaining Committee.
2. Review Health Insurance Plan implemented January 2014 to assure program effectiveness and fiscal savings. Modify Plan as necessary to comply with ACA.
3. Expand and diversify Faculty Academy sessions.
4. Examine staffing needs and prioritize staffing in accordance with service needs and budgetary constraints.

Strategy E: Enhance processes that promote financial vitality.

1. Implement institutional effectiveness reporting for each program area in accordance with strategic plans.
2. Adopt annual budget that includes a funding plan for equipment acquisition and sustains affordability and innovation.
3. Establish spending priorities necessary to maintain CFI ratios in conjunction with the budget approval.

Goal 3: Enhance community engagement and partnerships.

Strategy A: Advance and broaden business relationships that align with college programmatic & fiscal needs in a sustainable fashion.

1. Pursue new AATP Development partnerships.
2. Develop renewable energy laboratory partnership.
3. Establish international partners to promote international opportunities.
4. Implement distance learning platform for international and domestic education.
5. Seek two new grants for potential funding that align with the strategic plans of the College.
6. Implement Capital Campaign through Richland Foundation for the new Integrated Business Education Center.
7. Continue outreach to College alumni through Alumni Association activities and pursue approach to updating contact information.
8. Provide fundraising training for Foundation board members through a special board retreat.
9. Increase number of endowed scholarships that support the College's mission of learning.
10. Promote Richland scholarships through an awareness campaign.

Strategy B: Strengthen relationships that create new opportunities for P-20 education.

1. Expand STEM activities with K-12 partners to encourage transition to Richland STEM programs.
2. Conduct research studies on various areas of Richland Community College.
3. Populate NSEC Visitor Center with attractions to draw visitors.

Strategy C: Strengthen relationships that create new opportunities for continuing education.

1. Expand RCC district participation at Annual Conference on Diversity and Globalization by demonstrating RCC Core Values through enrichment activities.
2. Expand renewable energy laboratory (REL) programming activities with Engineering Technology credit programming and CPED Sustainability noncredit programming.
3. Develop, implement, and market new applied baccalaureate pathways.

Strategy D: Create a proactive presence in the community and within local service organizations.

1. Market Richland innovations.
2. Promote and expand Richland's Speakers Bureau presence within the community.
3. Sustain and promote a positive community perception of Richland as the "Crown Jewel" through media promotion.

Strategy E: Work collaboratively with local, state, and federal government.

1. Expand existing US Department of Energy partnership.
2. Continue to deliver Science Sundays at the Children's Museum of Illinois.
3. Coordinate work for the Student Success Center with CDB.
4. Develop process for reporting Voluntary Framework for Accountability (VFA) data and incorporate into institutional use.
5. Enhance relationships with elected officials.
6. Solicit and obtain Congressional support for the TAACCCT grant.

Strategy F: Continue to promote partnerships in workforce training and economic development while exploring new opportunities to enhance regional employment potential.

1. Implement strategic plan for new Business Education Center.
2. Continue relationships with the City of Decatur, EdCo, Economic Dvpt. Corporation, and Grow Decatur to build on economic development initiatives.
3. Submit application to Illinois Department of Public Health to obtain approval for Clinton Education Center and Liberty Village (Manor Court of Clinton) for Basic Nurse Assistant Training Course to offer HLTH 141 course.



College Vision

To be the Premier Source for Education, Workforce Training, Partnerships and Economic Development.

College Mission

The mission of Richland Community College is to provide innovative educational environments, opportunities, and experiences that enable individuals, communities, and the region to grow, thrive, and prosper.

Core Values

- Commitment
- Respect
- Excellence
- Accountability
- Diversity

Richland Community College Strategic Plan 2011-2014

Goal 1: Advance student access, engagement, and success.

- Strategy A: To advance student access by providing a comprehensive system for enrollment, student services, and scheduling.
- Strategy B: To enhance educational engagement in and out of the classroom.
- Strategy C: Support student success through enhanced readiness, persistence, retention, and completion.

Goal 2: Cultivate a sustainable institutional environment.

- Strategy A: Create and implement an institutional sustainability master plan.
- Strategy B: Increase activities that enhance mental, physical, and professional wellness for employees, students, and their families.
- Strategy C: Enhance processes that promote ecological health.
- Strategy D: Enhance processes and increase activities that promote diversity and social justice.
- Strategy E: Ensure sustainability of the College's human resources.
- Strategy F: Enhance processes that promote financial vitality.

Goal 3: Enhance community engagement and partnerships.

- Strategy A: Advance and broaden business relationships that align with college programmatic & fiscal needs in a sustainable fashion.
- Strategy B: Strengthen relationships that create new opportunities for P-20 education.
- Strategy C: Strengthen relationships that create new opportunities for continuing education.
- Strategy D: Create a proactive presence in the community and within local service organizations.
- Strategy E: Work collaboratively with local, state, and federal government.
- Strategy F: Continue to promote partnerships in workforce training and economic development while exploring new opportunities to enhance regional employment potential.

Strategic Plan

L2 Division/Department/Area Balanced Scorecards

L1 Institutional Balanced Scorecard

Dashboard

Annual Performance Report

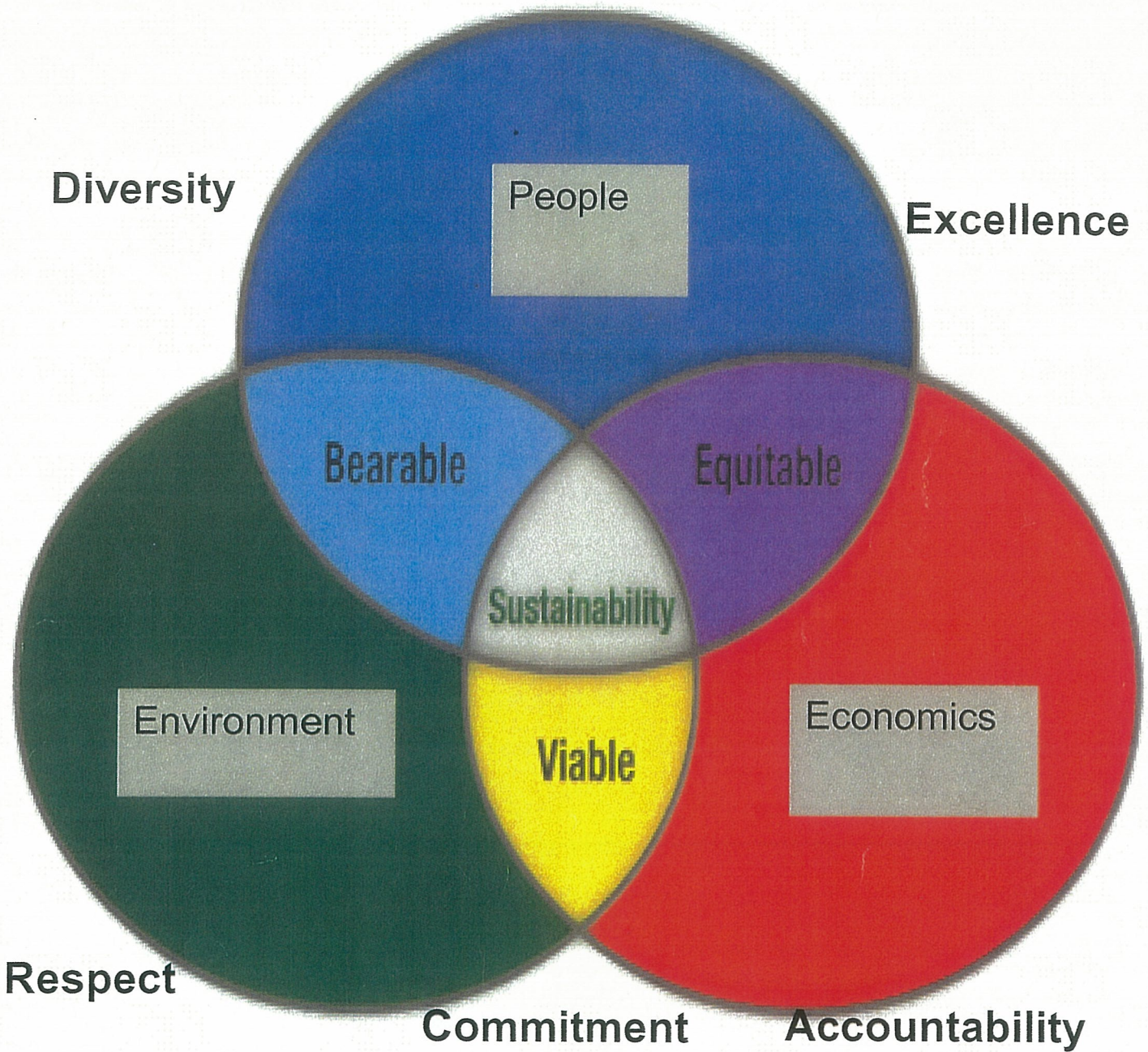
Implementation and Performance

Public Accountability

Implementation and Performance

Public Accountability

Principles of Sustainability



CONVENING OF THE REGULAR MEETING

MINUTES OF THE REGULAR MEETING ON OCTOBER 21, 2014

**MINUTES OF BOARD OF TRUSTEES REGULAR MEETING
DISTRICT NO. 537
RICHLAND COMMUNITY COLLEGE
ONE COLLEGE PARK – DECATUR, ILLINOIS 62521**

October 21, 2014

CONVENING OF THE MEETING

Call to Order The regular meeting was called to order at 5:32 p.m. Tuesday, October 21, 2014, in Conference Room A/B of the College by Chairman Campbell. Chairman Campbell also recited the College Vision, Mission, and Core Values.

Roll Call

Trustees Present: Bruce Campbell, Tom Ritter, Dale Colee, Dr. David Coopridner, Wayne Dunning, Dr. Larry Osborne, Randy Prince, Paris Woods

Trustees Absent: None

Also present: Dr. Gayle Saunders and other staff members

MINUTES OF PREVIOUS MEETING

The minutes of the regular meeting of September 16, 2014, had been distributed to the Board prior to this meeting.

Osborne moved to approve the minutes of the regular meeting of September 16, 2014. Dunning seconded. Voice vote being all ayes, Chairman Campbell declared the motion carried.

APPEARANCE OF CITIZENS AND INTRODUCTION OF GUESTS

WRITTEN COMMUNICATIONS

1. The Illinois Community College Board approved the Healthcare Documentation A.A.S. degree. The President also announced it recently being approved by the Illinois Board of Higher Education.
2. College Activities Report
 - Richland Community College & Theatre 7 are presenting “Monty Python’s” Spamalot (sponsored by Land of Lincoln Credit Union) Directed by Michelle Stephens.
 - Mega Recycling Event (sponsored by Midwest Fiber) will be held on October 25, 2014 from 9:00 a.m. – Noon in Progress City U.S.A.

- The Richland Community College Scholarship Reception will be held on October 28, 2014 at 6:00 p.m. in the Shilling Salons.
- Spring Registration begins on November 3, 2014.
- Heartland Technical Academy's Open House will be held from 5:00 p.m. – 7:00 p.m. on November 4, 2014. Students and parents are invited to come and talk with teachers, view demonstrations and projects, and take tours.
- Richland's Culinary Arts program will host Kitchen Warriors on November 6, 2014 in the Shilling Center. Decatur's top chefs compete before a live audience and discriminating judges.
- On November 10, 2014 is a Veterans Recognition Program in Mueller Student Center.

3. Personnel Report

New Employees

- Brian Hansbrough, Multimedia Advisor, Communication, Education, Humanities, and Fine Arts, Effective September 8, 2014
- Hannah MacKenzie, Secretary, Part-Time, Mathematics and Sciences, Effective September 22, 2014
- Jody Hall, Financial Aid Specialist, Enrollment Services, Effective September 29, 2014
- Mark Brown, Mathematics and Academic Specialist, Academic Success Center, Effective October 1, 2014
- Nicole Wanger, Creative Marketing Specialist, Marketing, Effective October 27, 2014

4. Construction Report

Greg Florian provided an overview of the construction progress on the Workforce Development Institute, Culinary Arts Institute, Early Childhood Education Center, Welding Lab and an update on the Student Success Center. Greg also reported on the relocation of personnel from Student Services, Business Services, Presidents Office, and Foundation. Construction of the new Student Success Center will begin after December 1, 2014 and should be completed in 17 months. The ribbon cutting ceremony and open house for the Work Force Development Institute will be held on December 9, 2014 from 4:00 p.m. – 7:00 p.m. The Greater Decatur Chamber of Commerce will host a Business After Hours event in conjunction with the open house.

SPECIAL REPORTS

REPORT OF THE PRESIDENT

1. The annual Foundation Board Retreat took place on September 25, and included a presentation by consultant Bill Crowe.

2. Several administrators who participated in the National Genotyping Center proposal development were invited by Millikin University to a dinner hosted by President Pat White and Dr. David Horn followed by a Science and Entrepreneurship presentation by Caterpillar's Rick Moore.
3. Richland's Student Government Association celebrated Constitution and Citizenship day in the Mueller Student Center on Wednesday September 17 and distributed miniature copies of the constitution and red, white and blue cupcakes to students.
4. Bistro Five Thirty Seven opened its doors to the public on September 23, 2014 and will be open for lunch and dinner every Tuesday and Thursday. Reservations can be made by calling extension 537.
5. On September 23, 2014 the Community Involvement Fair was held on campus. This fair provides students opportunities to engage in service learning activities.
6. Richland Community College participated in the WSOY Community Food Drive and delivered over 12,000 lbs. of food. This is a friendly competition between the college divisions, clubs and organizations. It is a great opportunity for Richland to help our community.
7. On October 3, 2014, the Administration/Student leaders gathered for a lunch meeting. Topics included changes made to the Student Engagement Office vision, the addition of Alex Berry as the new Student Engagement Coordinator, updates regarding the groundbreaking for the new Student Success Center and feedback from the students. The lunch was well attended and there was great interaction between the students and administrators.
8. The Logan Correctional Center Graduation was held the first week of October with 51 graduates.
9. On Tuesday October 7, the Student Government Association hosted a Meet the Candidates Day. All candidates running for office or who are incumbents running for office were invited to participate. The event was a tremendous success and the Mueller Student Center was full of students and community members for the entire two hours.
10. Dr. Richard Arum, a consultant and co-author of the book Academically Adrift and Aspiring Adults Adrift presented at Richland Community College to internal stakeholders and the community on October 9. As part of an ICCB *Bridging the Gap* grant, the focus on undergraduate learning and student performance with a focus on what happens after college graduation? Dr. Arum's findings suggest that for almost half of the students attending college there are no gains in critical thinking, complex reasoning, or written communication. These are the skills our

employers expect from our graduates. The presentations were useful as we move forward with curriculum alignment activities in English and Mathematics and as we begin the implementation of a Summer Bridge Program to include English workshops in critical thinking, college-level writing and a mathematics bridge program utilizing MyFoundations Lab.

11. An Audit Committee meeting is scheduled for November 3 to review the annual financial report submitted to the ICCB on October 15.
12. Richland Community College met with representatives from Decatur Public Schools to discuss opportunities to increase college course offerings for their students. The Decatur School District wants to create the culture of "Student Centered Learning" and address the needs of a variety of instructional opportunities that Richland has to offer.
13. During the Presidents Council Retreat candid discussions about the interest to offer baccalaureate degrees in select applied fields and BSN degrees at community colleges in Illinois was lively. A motion was passed by the Council to endorse advancing the discussion of the community college applied baccalaureate and bachelors in Nursing degrees in Illinois and to forward a white paper to the Illinois Community College Trustees Association for discussion at its January meeting.
14. Gianina Baker reported on the 2014 Strategic Plan Quarterly Update and the 2015-2018 Strategic Planning progress.
15. In the College Spotlight, Dr. Doug Brauer reported on the Carbon Capture Utilization and Storage International Seminar that took place earlier this summer.

REPORT OF ICCTA

None

REPORT OF STUDENT TRUSTEE

Student Trustee Paris Woods reported on the upcoming events at Richland Community College. The activities are listed in the board book.

AGREEMENTS/CONTRACTS AUTHORIZED BY PRESIDENT SAUNDERS FOR THE MONTH OF SEPTEMBER 2014

During the month of September, Dr. Saunders signed the Dual Credit Enhancement Grant, The Bridging the Gap Grant, the Highway Construction Careers Training Program Grant and the HIPAA Business Associate Agreement between Richland Community College and Decatur Memorial Hospital.

CONSENT AGENDA

Purchase Recommendations and Bids

A recommendation to purchase a Mobile C-arm imaging unit from Central Illinois X-ray of Bloomington, IL at a cost of \$30,450.00.

Prince moved to approve the consent agenda item as presented. Coopriders seconded. Roll call vote being all ayes, Chairman Campbell declared motion carried.

FINANCIAL REPORT

Bills Payable

The September 2014 Treasurer's Report and Financial Statement were presented to and discussed with the Board.

A list of bills paid in the amount of \$885,507.96 for September 2014 was distributed to the Board prior to the meeting.

Prince moved to ratify the September bills paid and approve the Financial Statement subject to audit. Osborne seconded. Roll call vote being all ayes, Chairman Campbell declared the motion carried.

ITEMS FROM THE BOARD

Chairman Campbell received a letter from Kaskaskia College inviting Trustees to attend a regional dinner meeting on November 20, 2014 including dinner prepared by their Culinary Arts Department and musical performance at 6:00 p.m.

Mr. Ritter suggested that everyone try Bistro 537 for an awesome dinner.

Chairman Campbell thanked the staff for their hard work and dedication.

ADJOURNMENT

Prince moved and Dunning seconded to adjourn the meeting at 6:32 p.m.

Dr. David Coopriders, Secretary

APPEARANCE OF CITIZENS AND INTRODUCTION OF GUESTS

WRITTEN COMMUNICATIONS

*If I didn't believe the answer could be found,
I wouldn't be working on it."*

Dr. Florence Sabin, 1st Female Professor at a Medical School



Thank you for your support of
the Imboden Creek Gardens
6th Annual Dessert Gala
to benefit the Alzheimer's
Association.

It was a beautiful day which led to a wonderful evening full of
amazing desserts, laughter, music and ... bidding.

Thanks to all who were a part of this event,
in attendance or through donation.

A special thanks to Chef Ryan Rogiers
for sharing his personal story and recognizing
the leader of his family, his Mom.

We believe there is an answer; we believe a cure is possible.
To help with the work, Imboden Creek Health Services will
present the proceeds of the Dessert Gala to the
Alzheimer's Association ~ a donation of over \$14,000.





FALL
2014

LITERACY ILLINOIS

Jesse White
Secretary of State
& State Librarian

I am proud of the work being done in our Adult Literacy grant programs across the state. Last year, more than 22,000 learners were assisted in improving their literacy skills. This issue highlights success stories of several adult learners who made the life-changing decision to improve their literacy skills and their lives. I applaud each and every one of these adult learners.



In hopes of encouraging new learners to discover the joys of reading, last year my office developed the New Reader's Book Club. The demand for these books was so great that more titles have been added to the collection. This issue showcases the entire collection.

I invite everyone to participate in this year's Family Reading Night on Thursday, November 20, and encourage the adults in your program to spend some time with their children. In this issue are ideas on how to make Family Reading Night a success.

Jesse White

Jesse White
Secretary of State


Secretary White awards \$5.7 million to literacy projects

Secretary of State Jesse White awarded more than \$5.7 million to 154 literacy projects throughout Illinois. Following are descriptions of those awards along with personal success stories resulting from literacy projects funded last year.

Adult Volunteer Literacy — \$3,940,901 awarded to 85 programs to provide training for volunteers who tutor adults over age 17 who read, write, compute or comprehend below the 9th-grade level or score below SPL 7 speakers of foreign languages.

FY14 Success Story: McHenry County College, Crystal Lake — A young Jamaican man visited McHenry County College four years ago seeking literacy tutoring. Introverted and reluctant to talk, college staff assisted him in completing his intake form and assessment because he could not read and had a grade equivalent of zero. Matched with a wonderful tutor, a retired commercial pilot who also served as a strong male role model, they worked together to develop reading skills. He now has a full-time job and is able to live on his own.

This past April, the man and his tutor spoke at the annual Volunteer Tutor Appreciation Brunch. The tutor complimented him on his remarkable progress, telling the audience he was an intelligent person who never had the opportunity to learn. The student, in turn, complimented his tutor for changing his life, making it possible to happily live and work in the U.S. He was grateful that the tutor took the time to help him read, acquire math



McHenry County College Adult Volunteer Literacy success story student and tutor meet in the park during a tutoring session.

skills and assist in many other tasks that led him to become an independent and productive person.

For the staff who assisted in those initial visits, the change has been dramatic. This student who once could barely communicate with anyone was now speaking in front of a large audience, thanking the Adult Literacy Program and its volunteers for giving him a chance at a wonderful life.

Penny Severns Family Literacy — \$1,582,627 awarded to 48 programs to provide parents and children — both individually and together — instructional services to enhance

Secretary White awards \$5.7 million to literacy projects (Continued from page 1)

their basic reading, math, writing or language skills. Grants are awarded to partnerships that include an adult literacy provider, a public library and a child-at-risk organization.

FY14 Success Story: Universidad Popular, Chicago

— Husband and wife Jorge and Ana attend programs at Universidad Popular in Chicago — Ana and their daughters participate in the Families Learning to Teach morning program while Jorge, who works during the day, attends evening English classes. This arrangement allows them to learn together while still having time for family activities and the girls' homework.

The result is a better understanding of the English language, being able to assist their children at school and other outside activities and allowing Jorge to communicate more effectively at work. For Ana, parenting skills workshops have helped her learn more about nutrition and how to prepare healthier foods at home. She also participates in digital literacy programs which have allowed her to help her children, especially with the trend toward computer-based school work. Every family member now has a library card and uses the public library on a regular basis, and for the first time, one of the daughters made the honor roll at school.

Workplace Skills Enhancement

— \$234,550 awarded to 21 businesses and educational providers to offer employees onsite-instructional services to enhance their basic reading, math, writing or language skills, maintain their employment and increase their eligibility for promotion. Grants are matched by the businesses at least one-to-one.

FY14 Success Story: Decatur Foundry, Decatur

— Decatur Foundry, Incorporated (DFI), whose objective is to increase the education level of its employees, is a first time recipient of a Workplace Skills Enhance-



Universidad Popular Penny Severns Family Literacy Program participants Jorge and Ana with their family.



Decatur Foundry, Inc. employees who participated in the Workplace Skills Enhancement Grant along with staff from Richland Community College.

ment Grant. A leader in manufacturing iron castings that can weigh from 100 to 15,000 pounds, DFI serves customers across the U.S., Mexico and Canada.

Partnering with Richland Community College, the company provides instructional opportunities to workers who can then take on more responsibilities and perform higher-level tasks with the opportunity for promotion.

DFI employees were receptive to the opportunity, even attending classes in

less than ideal conditions. These workers have significantly improved their math and reading skills and many have the ability to continue with other training. There has been a positive end result with increased employee morale and confidence in their work. Two employees have received their GED, three are transitioning to higher level courses and another student has seen his adult children begin post secondary education, motivated by their father's class attendance.

TO: Dr. Gayle Saunders
FROM: Lisa Gregory, ^{lmg} Executive Director, Public Information and Chief of Staff
DATE: November 4, 2014
SUBJECT: College Activities Report

Please find attached the *Richland Community College Activities Report* for the current month and a preview of next month. The *Activities Report* is meant to provide information on items of College-wide and community interest and to spotlight the variety of activities and events in which the College is engaged.

November

November 27-28 Thanksgiving Holiday – Campus Closed
College closes at 5 p.m. on Wednesday, November 26

December

December 5, 6 Richland Dance Program presents:
The Nutcracker – a Holiday Tradition
7:00 p.m. – Shilling Auditorium
Reserved Seating: \$15 – call 875-7211, x6170 to order

December 6 Saturday Finals

December 7 Richland Dance Program presents:
The Nutcracker – a Holiday Tradition
2:30 p.m. – Shilling Auditorium
Reserved Seating: \$15 – call 875-7211, x6170 to order

December 8-11 Final Exams

December 11 Nursing Pinning Ceremony
5:30 p.m. – Shilling Auditorium

December 12 Richland Community College Annual Holiday Celebration
5:30 – 8:30 p.m. – Scovill Golf Course
To RSVP call Kelly Schoonover, Ext. 221

December 16 Board of Trustees Meeting
5:30 p.m. – Board Room

To: Dr. Gayle Saunders, President
 From: Richard Gschwend, Director, Human Resources
 Date: November 4, 2014
 Subject: Personnel Update



Retirements, Resignations, and Terminations

Name	Position	Last Day
Wayon Smith	Food Service Instructor, Decatur Correctional Center	10/31/14
Adam Campbell	Career Technology Instructor, Logan Correctional Center	11/30/14

Changes

Name	Position	Start Date
Kristine Ruebling	Program Coordinator, Logan Correctional Center	11/01/14

New Employee


Name	Position	Start Date
Prem Chandra	Administrative Assistant, Communications, Education, Humanities and Fine Arts	10/27/14
Jennifer Iwanski	Child Care Assistant, Early Childhood Development Center	10/28/14
Jennifer Doyle	Marketing Assistant, Marketing	11/10/14
John Smith	Training Coordinator, CDL Program, Continuing and Professional Education	11/17/14

Richland Community College
One College Park
Decatur, Illinois 62521



MEMORANDUM

BUSINESS SERVICES

To: Dr. Gayle Saunders
From: Greg Florian 
Date: November 4, 2014
Re: Construction Project Status

Current Construction Projects

Student Success Center – Funding is in the CDB account for the full amount of the project, which includes all alternate bid items. The CDB is in the process of issuing the Notice of Award Letter and contracts to the contractors. Once all of the documentation is approved and executed, the CDB will schedule a preconstruction meeting.

The College maintenance staff have relocated the Student Services Staff to the WDI. Preparations for moving the Business Office, Foundation, and President's Office are under way. All moves will be completed by December 1st. Actual construction is anticipated to begin in December. The construction project has a 370 day start to completion schedule.

Culinary Arts Institute – A few punch list items remain to be completed. The contractor is completing the punch list items as the space is available.

Workforce Development Institute – The contractor is working on punch list items.

Early Childhood Development Center – The Center is complete and has been inspected and approved by the Department of Children and Family Services and the Decatur Fire Marshal. The Center is open for business.

Welding Area Renovations – Installation of the new air exhaust system is 85% complete and welding booths including equipment are functioning. Work in the cutting and grinding area is ongoing. Renovations to the former welding laboratory are underway. Students are assisting College staff with moves into the area. The welding laboratory will be completed by the end of the month.

SPECIAL REPORTS

Richland Community College
STUDENT GOVERNMENT ASSOCIATION
BOARD REPORT

November 2014

Student Trustee: Paris Woods

President: Kaylie Griffin

Vice-President: Dillan Brown

Secretary: Shari Mariner

Treasurer: Briani Bell

Campus Life Updates:

- 11/18: Native American Heritage Event featuring Lynn Youngbuck, Thunder Medicine
- 11/19: Student Organization Leadership Academy
- 11/20: SafeZone Training

Upcoming Events:

- 12/2: Cookie Celebration
- 12/4: Stuff-a-Bear
- 12/8-9: Finals Week Massages

Other Events:

- 12/2: Kwanzaa Celebration
- 12/3: CEHFA Annual Art Bazaar

**MONTHLY REPORT OF RICHLAND COMMUNITY COLLEGE
AGREEMENTS/CONTRACTS**

AUTHORIZED BY PRESIDENT SAUNDERS FOR THE MONTH OF

November 2014

10/21/14 Dr. Saunders signed an Affiliate Agreement with Carle Foundation covering the AD Nursing Program.

EXECUTIVE SESSION

Executive Session- November 18, 2014

MOTION FOR CLOSED SESSION

I move that the Board enter into closed session for the purpose of discussing individual employments, as specified in Section 2 (c) (1); for the purpose of discussing collective negotiating matters, as specified in Section 2 (c) (2); for discussion of purchase or lease of real property, as specified in Section 2 (c) (5); for discussion of pending or probable litigation, as specified in Section 2 (c) (11); and for self-evaluation, as specified in Section 2 (c) (16) of the Open Meetings Act.

Richland Community College is in compliance with Public Act 93-0523, requiring the tape or video recording of all executive sessions.

CONSENT AGENDA



TO: Board of Trustees
FROM: Dr. Gayle Saunders 
DATE: November 18, 2014
SUBJECT: Consent Agenda


Mr. Chairman, Members of the Board, the following items are presented as a consent agenda to be acted upon within the same motion. Any board member may remove an item for the consent agenda to be acted upon separately. Supporting documentation for each consent agenda item is attached.

Therefore, it is recommended that the Board of Trustees approve the following:

- A. Time and Place for the 2015 Regular meetings of the Board of Trustees.
- B. Purchase Recommendations and Bids
 - 1. Approval to Purchase a Kubota RTV from Hogan Grain of Macon, IL at a cost of \$19,999.00



TO: Board of Trustees

FROM: Dr. Gayle Saunders 

DATE: November 18, 2014

SUBJECT: Time and Place for 2015 Regular Meetings

Mr. Chairman, Members of the Board, Section 2.02 (a) of the Open Meetings Act requires every public body to give public notice of the schedule of regular meetings at the beginning of each calendar or fiscal year and shall state the regular dates, times, and places of such meetings.

Below are the proposed dates for the calendar year 2015. Meetings will be held at 5:30 p.m. in the Dwayne O. Andreas Agribusiness Education Center, E181 of the College, unless otherwise noted.

Tuesday, January 20, 2015
Tuesday, February 17, 2015
Tuesday, March 17, 2015
Tuesday, April 21, 2015
Tuesday, May 19, 2015
Tuesday, June 16, 2015
Tuesday, July 21, 2015
Tuesday, August 18, 2015
Tuesday, September 15, 2015
Tuesday, October 20, 2015
Tuesday, November 17, 2015
Tuesday, December 15, 2015

Therefore, it is recommended that the Board of Trustees set the time and place of its regular monthly meetings to be the third Tuesday of each month (unless otherwise noted) to be convened at 5:30 p.m. in the Dwayne O. Andreas Agribusiness Education Center, E181 of the College, as presented.

Thank you.

mb

PURCHASE RECOMMENDATIONS AND BIDS



MEMORANDUM

Business Office

To: Dr. Gayle Saunders
From: Greg Florian *Greg*
Date: November 4, 2014
Re: Approval to Purchase a Kubota RTV

The Facilities and Operations Department continually strives to maintain and improve the grounds of Richland Community College. With the addition of the Workforce Development Institute, new sidewalks have been added to the paths that have to be clear of snow and ice melt has to be applied. The existing snow removal equipment is aging resulting in increased down time and higher maintenance costs. Currently, the process for spreading ice melt utilizes two maintenance personnel operating a walk behind spreader and typically takes 3 hours to cover all of the walkways and entrances. The Kubota RTV is a 24.8 HP vehicle with a diesel engine. It provides power and acceleration for jobs that require extra power. This will allow the College staff a quicker response time to providing safe walkways for students, staff, and visitors.

Currently, the Operations Department services the main campus and Progress City with golf carts or full-sized vans. The addition of the Kubota RTV will provide for greater efficiency for hauling small items and working on various projects around campus and in Progress City.

The College received bids on October 16th for a new Kubota RTV 1100 CWXL-H from the following vendors:

Vendor	Location	Base Bid	Alternate Bid
Hogan Grain	Macon, IL	\$21,990	\$19,999
Sievers Equipment	Auburn, IL	\$22,577	
Jennings Implement	Bement, IL	\$25,612	


The alternate bid item is for a new unit and is the prior year's model. Hogan Grain is the only vendor that provided an alternate bid item

Funding for this purchase is included in the College's Annual Equipment Budget.

It is recommended that the Board authorize the College administration to purchase the equipment from Hogan Grain of Macon, IL at a cost of \$19,999.00.

I am available for any questions you may have.

OLD BUSINESS

TO: Board of Trustees
FROM: Dr. Gayle Saunders 
DATE: November 18, 2014
SUBJECT: FY 14 Annual Financial Report

Mr. Chairman, members of the Board, you received copies of the Fiscal Year 2014 Annual Financial Report prepared by Sikich, LLC, at the October Board meeting. A presentation by the auditors will be made at the November meeting of the Board.

Therefore, it is recommended that the Board of Trustees accept the FY2014 Annual Financial Report, as presented.

Thank you.

mb



EXECUTIVE DIRECTOR
Richard McGowan

DIRECTOR OF SCHOLARSHIPS
& ALUMNI RELATIONS
Tricia Cordulack

FOUNDATION BOARD
CHAIRMAN
Bob Yuhas

VICE CHAIRMAN
Myung Kim

SECRETARY
Ruth Stauffer

TREASURER
Brett Swallow

MEMBERS AT LARGE
Gayle Albert
Matt Bennett
Gary Birschbach
Larry Foster
Dr. Alan Frigy
Erick Hubbard
David Koshinski
Rick Moore
Dr. Joseph Schrodt
John Waddock
Kathie Whitley

RICHLAND PRESIDENT
Dr. Gayle Saunders

BOARD OF TRUSTEES LIAISON
Randy Prince

TO: Gayle Saunders, President

FROM: Richard McGowan

DATE: November 5, 2014

SUBJECT: Foundation Report

This report will summarize the quarterly meeting of the Foundation Board of Directors held on October 28 as well as update Trustees about recent and upcoming Foundation activities.

At their quarterly meeting, Foundation Directors were presented first-quarter financial information showing total net assets of \$19,352,948.45 as of September 30, compared with \$19,562,940.00 a year ago.

In addition, Cathy Mansur, CPA, with May, Cocagne & King, P.C., reviewed the Foundation's annual audit. She reported it was a clean audit with no findings. She also pointed out that gift, farm and investment income totaled \$2,503,211 in FY 2014, one of the Foundation's best in recent years. In addition, she pointed out that the Foundation transferred a total of \$968,186 to the College for various purposes, including scholarships and selected program enhancements. As of June 30, 2014, the Foundation owes \$172,092 resulting from prior gifts approved but not yet paid to the College.

In a separate but related matter, the Foundation recently transferred \$1,145,000 to the Capital Development Board, fulfilling the local match of the Student Success Center/North Wing project.

As noted previously, the Foundation is continuing preparations and conducting fund-raising approaches to priority gift prospects during the silent phase of the Capital Campaign for the new Business Education Center. A new campaign brochure has been developed and we are completing other collateral marketing materials for use during the campaign. Currently, there is \$1.7 million in campaign requests outstanding. We are preparing additional requests to foundations and corporations at this time.

At the quarterly Foundation meeting, I gave a presentation outlining the campaign case for support for the Business Education Center. My presentation highlighted the specific global, interactive and innovative learning opportunities that will be supported by gifts to the campaign from foundations, corporations, and individuals.

Also at the quarterly meeting, I summarized the study findings of Dr. William Crowe at the Foundation's retreat held on September 25. Dr. Crowe is a senior public service faculty member at the University of Georgia, where his research interest is two-year college advancement, leadership, and capacity building. He reported to Foundation Directors that for the third year in a row Richland Community College Foundation has been named one of the top 100 community college foundations in the nation. The ranking showcases the nation's top community college foundations, based on annual funds raised and net assets.

In other news, the Foundation has been busy with a full calendar of activities. On October 28, we hosted the annual Scholarship Reception in the Shilling Community Education Center for scholarship donors and recipients. This event was a tremendous success with over 400 scholarship recipients, parents, guests, and donors in attendance. Our guest speaker for the evening was Pat Hoban, a Richland alumnus who serves as Economic Development Officer for the City of Decatur.


On November 19, the Foundation Scholarship Selection Committee will meet to select scholarship recipients for the Spring 2015 Semester. Elsewhere, the planning for the Annual Culinary Scholarship Dinner, benefiting the William T. Eichenauer Scholarship, has already begun. This year's dinner will feature a gastronomic exploration of French cuisine from the early 1900s. The event is entitled "A Place in Time" and is scheduled for Saturday evening, March 21, 2015, in the Shilling Community Education Center.

As is customary this time of year, there are a number of other activities being planned:

- *December 2 – Annual Holiday Dinner at South Side Country Club for the Richland Board of Trustees and the Foundation Board of Directors*
- *December 12 – Annual Richland Community College Holiday Celebration at Scovill Golf Course, co-hosted by President Saunders, the Board of Trustees, and Richland Foundation*
- *December 18 (tentative) – SUAA Holiday Lunch for Richland retirees in the Shilling Community Education Center*

Thank you.

NEW BUSINESS

TO: Board of Trustees
FROM: Dr. Gayle Saunders 
DATE: November 18, 2014
SUBJECT: Adoption of College Academic Calendar for Spring 2015 through Summer 2018

Mr. Chairman, members of the Board, the College Calendar for Spring 2015 through Summer 2018 is presented for adoption. The members of the Calendar Committee are Jack Adwell, Sally Anselmo, Doug Brauer, Faith Brenner, Darbe Brinkoetter, Ellen Colbeck, Denise Crews, Rick Gschwend, Andy Hynds, Rob Kerr, Rosemarie King-Grindly, Lisa Eskew, Chris Merli, Gary O'Connor, Mary Ann Riedell, Marci Rocky, Lily Siu.


The proposed calendar has been reviewed by the Richland Federation of Teachers, Local 6218.

Dr. Denise Crews will be available to answer any questions you may have.

Therefore, it is recommended that the Board of Trustees adopt the 2015-2018 College Calendar, as presented.

To: Dr. Gayle Saunders, President
From: Dr. Denise Crews^{DC}, Vice President of Academic Services
Subject: Requesting the adoption of the College Academic Calendars for Fall 2015 through Summer 2018 and revision of the calendars for Spring 2015 and Summer 2015
Date: November 6, 2014

President Saunders, I am forwarding the Calendar Committee recommendations that the College revise the calendars for Spring and Summer 2015 and adopt the calendars for Fall 2015 through Summer 2018. The calendars generally follow a pattern similar to those adopted in the past. The one exception is the recommendation that the College offices be closed on the Fridays indicated during the summer.

TO: Dr. Denise Crews, Vice President of Academic Services 

FROM: Dr. John Cordulack, Assistant to the Vice President of Academic Services

SUBJECT: Recommendations of Calendar Committee, 2014

DATE: November 6, 2014

Membership of the Calendar Committee:

Jack Adwell, Sally Anselmo, Doug Brauer, Faith Brenner, Darbe Brinkoetter, Ellen Colbeck, Denise Crews, Rick Gschwend, Andy Hynds, Rob Kerr, Rosemarie King-Grindy, Lisa Eskew, Chris Merli Gary O'Connor, Mary Ann Riedell, Marci Rocky, Lily Siu

On Thursday October 30 at 4:00 p.m. the Calendar Committee met and recommended the following:

- The revision of the Spring 2015 calendar to include the closing of the college on Friday, January 2, 2015.
- The revision of the Summer 2015 calendar to include the closing of the College on the indicated Fridays.
- The adoption of the calendars for Fall 2015 through Summer 2018 (attached). These calendars follow the pattern set over the past decade except for the closing of the college during the summer on the indicated Fridays.

I would be happy to answer any questions that you might have.

SPRING 2015

11/05/2014

	Monday	Tuesday	Wednesday	Thursday	Friday	Saturday
J A N U A R Y				1 New Year's Day College Closed	2 College Closed	3
	5	6	7	8	9	10
	12 Classes Begin	13	14	15	16	17
	19 Martin Luther King Day College Closed	20	21	22	23	24
	26	27	28	29	30	31
F E B R U A R Y	2	3	4	5	6	7
	9	10	11	12	13	14
	16 Presidents' Day College Closed	17	18	19	20	21
	23	24 Professional Development Day College Closed	25	26	27	28
M A R C H	2	3	4	5	6 Midterm	7
	9 Spring Break	10 Spring Break	11 Spring Break	12 Spring Break	13 Spring Break	14 Spring Break
	16	17	18	19	20	21
	23	24	25	26	27	28
	30	31				
A P R I L			1	2	3 Spring Holiday College Closed	4 Spring Holiday College Closed
	6	7	8	9	10	11
	13	14	15	16	17	18
	20	21	22	23	24	25
	27	28	29	30		
M A Y					1	2
	4	5	6	7	8	9 Final Exams – Saturday Classes
	11 Final Exams	12 Final Exams	13 Final Exams	14 Final Exams	15 Graduation	16
	18	19	20	21	22	23
	25 Memorial Day College Closed	26	27	28	29	30

Instructional Days - 76
 Mondays - 14, Tuesdays - 15, Wednesdays - 16, Thursdays - 16, Fridays - 15
For classes meeting Monday only add 150 minutes
For classes meeting Saturday only add 150 minutes

SUMMER 2015

11/05/2014

J
U
N
E

J
U
L
Y

Monday	Tuesday	Wednesday	Thursday	Friday	Saturday
1 Classes Begin	2	3	4	5 College Closed	6
8	9	10	11	12 College Closed	13
15	16	17	18	19 College Closed	20
22	23	24	25 Mid-Term	26 College Closed	27
29	30				
		1	2	3 Independence Day Observed College Closed	4
6	7	8	9	10 College Closed	11
13	14	15	16	17 College Closed	18
20	21	22 Final Exams	23 Final Exams	24 College Closed	25
27	28	29	30	31	

	Monday	Tuesday	Wednesday	Thursday	Friday	Saturday
A U G U S T						1
	3	4	5	6	7	8
	10	11	12	13	14	15
	17 Classes Begin	18	19	20	21	22 Saturday Classes Begin
	24	25	26	27	28	29
	31					
S E P T E M B E R		1 Farm Progress No Classes	2 Farm Progress No Classes	3	4	5
	7 Labor Day College Closed	8	9	10	11	12
	14	15	16	17	18	19
	21	22	23	24	25	26
	28	29	30			
O C T O B E R				1	2	3
	5	6	7	8	9 Mid-Term	10
	12 Columbus Day College Closed	13	14	15	16	17
	19	20	21	22	23	24
	26	27	28 Financial Aid Certification (60% of Term)	29	30	31
N O V E M B E R	2	3	4	5	6	7
	9	10	11 Veterans Day College Closed	12	13	14
	16	17	18	19	20	21
	23	24	25 College Closed after 5:00 PM	26 Thanksgiving College Closed	27 College Closed	28 College Closed
	30					
D E C E M B E R		1	2	3	4	5
	7	8	9 Final Exams	10 Final Exams	11 Final Exams	12 Saturday Final Exams
	14 Final Exams	15	16	17 End of Term	18	19
	21	22	23	24 College Closed	25 Christmas Day College Closed	26 College Closed
	28 College Closed	29 College Closed	30 College Closed	31 College Closed		

Instructional Days -- 75

Mondays - 15, Tuesdays - 16, Wednesdays - 14, (Wed Evening - 13) Thursdays - 15, Fridays - 15, Saturdays - 15

For classes meeting on Monday, Wednesday, Friday sequence, add 50 minutes

For daytime classes meeting Wednesday only, add 50 minutes per credit hour or adjust class breaks

For evening classes meeting Wednesday only, add 100 minutes per credit hour or adjust class breaks

SPRING 2016

11/05/2014

	Monday	Tuesday	Wednesday	Thursday	Friday	Saturday
J A N U A R Y					1 New Year's Day College Closed	2
	4	5	6	7	8	9
	11	12	13	14	15	16
	18 Martin Luther King Birthday College Closed	19 Classes Begin	20	21	22	23 Saturday Classes Begin
	25	26	27	28	29	30
F E B R U A R Y	1	2	3	4	5	6
	8	9	10	11	12	13
	15 Presidents' Day College Closed	16	17	18	19	20
	22	23 Professional Development Day College Closed	24	25	26	27
	29					
M A R C H		1	2	3	4	5
	7	8	9	10	11 Midterm	12
	14	15	16	17	18	19
	21 Spring Break	22 Spring Break	23 Spring Break	24 Spring Break	25 Spring Holiday College Closed	26 Spring Break
	28	29	30	31		
A P R I L					1	2
	4	5 Financial Aid Certification (60% of Term)	6	7	8	9
	11	12	13	14	15	16
	18	19	20	21	22	23
	25	26	27	28	29	30
M A Y	2	3	4	5	6	7
	9	10	11	12	13	14 Saturday Final Exams
	16 Final Exams	17 Final Exams	18 Final Exams	19 Final Exams	20 Graduation	21
	23	24 End of Term	25	26	27	28
	30 Memorial Day College Closed	31				

Instructional Days -- 77

Mondays - 14, Tuesdays - 15, Wednesdays - 16, Thursdays - 16, Fridays - 16, Saturdays - 15

For classes meeting Monday only, add 50 minutes per credit hour or adjust class breaks

SUMMER 2016

11/05/2014

J
U
N
E

Monday	Tuesday	Wednesday	Thursday	Friday	Saturday
		1	2	3 College Closed	4
6 Classes Begin	7	8	9	10 College Closed	11
13	14	15	16	17 College Closed	18
20	21	22	23	24 College Closed	25
27	28	29	30 Midterm		

J
U
L
Y

				1 College Closed	2
4 Independence Day College closed	5	6	7 Financial Aid Certification (60% of Term)	8 College Closed	9
11	12	13	14	15 College Closed	16
18	19	20	21	22 College Closed	23
25	26	27 Final Exams	28 Final Exams	29 College Closed	30
August 1	2	3 End of Term	4	5	6

	Monday	Tuesday	Wednesday	Thursday	Friday	Saturday
AUGUST	1	2	3	4	5	6
	8	9	10	11	12	13
	15	16	17	18	19	20
	22 Classes Begin	23	24	25	26	27 Saturday Classes Begin
	29	30	31			
SEPTEMBER				1	2	3
	5 Labor Day College Closed	6	7	8	9	10
	12	13	14	15	16	17
	19	20	21	22	23	24
	26	27	28	29	30	
OCTOBER						1
	3	4	5	6	7	8
	10 Columbus Day College Closed	11	12	13	14 Midterm	15
	17	18	19	20	21	22
	24	25	26	27	28	29
	31					
NOVEMBER		1 Financial Aid Certification (60% of Term)	2	3	4	5
	7	8	9	10	11 Veterans Day College Closed	12
	14	15	16	17	18	19
	21	22	23 College Closed after 5 PM	24 Thanksgiving College Closed	25 College Closed	26 College Closed
	28	29	30			
DECEMBER				1	2	3
	5	6	7	8	9	10 Saturday Final Exams
	12 Final Exams	13 Final Exams	14 Final Exams	15 Final Exams	16	17
	19	20 End of Term	21	22	23	24 College Closed
	26 College Closed	27 College Closed	28 College Closed	29 College Closed	30 College Closed	31 College Closed

Instructional Days -- 75

Mondays - 14, Tuesdays - 16, Wednesdays - 16 (Wed. Evening - 15), Thursdays - 15, Fridays - 14, Saturdays - 14

For classes meeting on Monday, Wednesday, Friday sequence, add 50 minutes.

For classes meeting on Monday, Tuesday, Thursday, Friday sequence, add 50 minutes.

For classes Meeting on Monday, Wednesday evening sequence, add 25 minutes per credit hour or adjust class breaks

For classes meeting Mondays only, add 50 minutes per credit hour or adjust class breaks

For classes meeting Saturdays only, add 50 minutes per credit hour or adjust class breaks

	Monday	Tuesday	Wednesday	Thursday	Friday	Saturday
J A N U A R Y	2 New Year's Day Observed College Closed	3	4	5	6	7
	9	10	11	12	13	14
	16 Martin Luther King Birthday College Closed	17 Classes Begin	18	19	20	21 Saturday Classes begin
	23	24	25	26	27	28
	30	31				
F E B R U A R Y			1	2	3	4
	6	7	8	9	10	11
	13	14	15	16	17	18
	20 Presidents' Day College Closed	21	22	23	24	25
	27	28 Professional Development Day College Closed				
M A R C H			1	2	3	4
	6	7	8	9	10 Midterm	11
	13 Spring Break	14 Spring Break	15 Spring Break	16 Spring Break	17 Spring Break	18 Spring Break
	20	21	22	23	24	25
	27	28	29	30	31	
A P R I L						1
	3 Financial Aid Certification (60% of Term)	4	5	6	7	8
	10	11	12	13	14 Spring Holiday College Closed	15 Spring Holiday College Closed
	17	18	19	20	21	22
	24	25	26	27	28	29
M A Y	1	2	3	4	5	6
	8	9	10	11	12	13 Saturday Final Exams
	15 Final Exams	16 Final Exams	17 Final Exams	18 Final Exams	19 Graduation	20
	22	23 End of Term	24	25	26	27
	29 Memorial Day College Closed	30	31			

Instructional Days – 76

Mondays -14, Tuesdays -15, Wednesdays -16, Thursdays-16, Fridays -15, Saturdays - 14

For classes meeting Mondays only, add 50 minutes per credit hour or adjust class breaks

For classes meeting Saturdays only, add 50 minutes per credit hour or adjust class breaks

SUMMER 2017

11/05/2014

J
U
N
E

Monday	Tuesday	Wednesday	Thursday	Friday	Saturday
			1	2 College Closed	3
5 Classes Begin	6	7	8	9 College Closed	10
12	13	14	15	16 College Closed	17
19	20	21	22	23 College Closed	24
26	27	28	29 Midterm	30 College Closed	

J
U
L
Y

					1
3	4 Independence Day College Closed	5 Financial Aid Certification (60% of Term)	6	7 College Closed	8
10	11	12	13	14 College Closed	15
17	18	19	20	21 College Closed	22
24	25	26 Final Exams	27 Final Exams	28 College Closed	29
31	August 1	2 End of Term	3	4	5

	Monday	Tuesday	Wednesday	Thursday	Friday	Saturday
AUGUST		1	2	3	4	5
	7	8	9	10	11	12
	14	15	16	17	18	19
	21 Classes Begin	22	23	24	25	26 Saturday Classes Begin
	28	29 Farm Progress College Closed	30 Farm Progress College Closed	31		
SEPTEMBER					1	2
	4 Labor Day College Closed	5	6	7	8	9
	11	12	13	14	15	16
	18	19	20	21	22	23
	25	26	27	28	29	30
OCTOBER	2	3	4	5	6	7
	9 Columbus Day College Closed	10	11	12	13	14
	16	17 Midterm	18	19	20	21
	23	24	25	26	27	28
	30	31				
NOVEMBER			1 Financial Aid Certification (60% of Term)	2	3	4
	6	7	8	9	10 Veterans Day Observed College Closed	11
	13	14	15	16	17	18
	20	21	22 College Closed after 5 PM	23 Thanksgiving College Closed	24 College Closed	25 College Closed
	27	28	29	30		
DECEMBER					1	2
	4	5	6	7	8	9
	11	12	13 Final Exams	14 Final Exams	15 Final Exams	16 Saturday Final Exams
	18 Final Exams	19	20	21 End of Term	22	23
	25 Christmas College Closed	26 College Closed	27 College Closed	28 College Closed	29 College Closed	30 College Closed

Instructional Days -- 75

Mondays - 15, Tuesdays - 16, Wednesdays - 15 (Wed. Evening - 14), Thursdays - 15, Fridays - 14, Saturdays - 15

For classes meeting Monday, Wednesday, Friday sequence, add 50 minutes

For classes meeting Monday, Wednesday evening sequence, add 25 minutes per credit hour or adjust class breaks

For classes meeting Wednesday evening only, add 50 minutes per credit hour or adjust class breaks

SPRING 2018

11/5/2014

	Monday	Tuesday	Wednesday	Thursday	Friday	Saturday
J A N U A R Y	1 New Year's Day College Closed	2	3	4	5	6
	8	9	10	11	12	13
	15 Martin Luther King Birthday College Closed	16 Classes Begin	17	18	19	20 Saturday Classes Begin
	22	23	24	25	26	27
	29	30	31			
F E B R U A R Y				1	2	3
	5	6	7	8	9	10
	12	13	14	15	16	17
	19 Presidents' Day College Closed	20	21	22	23	24
	26	27 Professional Development Day College Closed	28			
M A R C H				1	2	3
	5	6	7	8	9 Midterm	10
	12 Spring Break	13 Spring Break	14 Spring Break	15 Spring Break	16 Spring Break	17 Spring Break
	19	20	21	22	23	24
	26	27	28	29	30 Spring Holiday College Closed	31 College Closed
A P R I L	2 Financial Aid Certification (60% of Term)	3	4	5	6	7
	9	10	11	12	13	14
	16	17	18	19	20	21
	23	24	25	26	27	28
	30					
M A Y		1	2	3	4	5
	7	8	9	10	11	12 Saturday Final Exams
	14 Final Exams	15 Final Exams	16 Final Exams	17 Final Exams	18 Graduation	19
	21	22 End of Term	23	24	25	26
	28 Memorial Day College Closed	29	30	31		

Instructional Days -- 76

Mondays - 14, Tuesdays - 15, Wednesdays - 16, Thursdays - 16, Fridays - 15, Saturdays - 14

For classes meeting Saturdays only, add 50 minutes per credit hour or adjust class breaks

SUMMER 2018

11/05/2014

J
U
N
E

J
U
L
Y

Monday	Tuesday	Wednesday	Thursday	Friday	Saturday
				1 College Closed	2
4 Classes Begin	5	6	7	8 College Closed	9
11	12	13	14	15 College Closed	16
18	19	20	21	22 College Closed	23
25	26	27	28 Midterm	29 College Closed	30
2	3	4 Independence Day College Closed	5 Financial Aid Certification (60% of Term)	6 College Closed	7
9	10	11	12	13 College Closed	14
16	17	18	19	20 College Closed	21
23	24	25 Final Exams	26 Final Exams	27 College Closed	28
30	31	August 1 End of Term			

TO: Board of Trustees
FROM: Dr. Gayle Saunders 
DATE: November 18, 2014
SUBJECT: Resolution Enterprise Zone Renewal

Mr. Chairman, members of the Board, Resolution No. 14-13, Enterprise Zone Renewal is presented for your approval.

The current Macon County Enterprise Zone is set to expire at the end of 2015.


Greg Florian will be available to answer any questions you have.

Therefore, it is recommended that the Board of Trustees adopt Resolution No. 14-13, Enterprise Zone Renewal, as presented.

Thank you.

Attachment



To: Board of Trustees
From: Dr. Gayle Saunders 
Date: November 4, 2014
Re: Enterprise Zone Renewal

Enterprise Zones provide state and local incentives used to promote the economic growth of an area, reduce unemployment; and encourage expansion, rehabilitation, and new construction of structures within the Enterprise Zone.

The current Macon County Enterprise Zone is set to expire at the end of 2015. As one step in the application for renewal of an Enterprise Zone, local taxing bodies are asked to adopt a resolution or ordinance authorizing the enterprise zone and grant the Administrator to conduct the business of the Zone, under the authority of the State Statute. The Economic Development Corporation of Decatur & Macon County has been designated at the Enterprise Zone Administrator.

This renewed Zone provides several incentives to businesses wishing to locate or expand in the Zone such as 5-year limited property tax abatement, abatement of sales tax on building materials, and technical assistance from various State agencies. Additionally, this resolution outlines specific restrictions such as the size of the project and type of business that is eligible to receive benefits within the Zone. Other requirements designate that local labor forces be used for expansion and construction.

By approving this Resolution, Richland Board of Trustees agrees to abate taxes for qualifying projects during the 15 year term of the Zone which begins on January 1, 2016 through December 31, 2031. Projects receiving tax abatements have their property taxes ramped up from 100 percent abatement in year 1 to paying the full levy on the property in year 6.

As an example, a \$10,000,000 project will yield the following abatement:

Year 1 Taxes	\$	15,886
Year 2	\$	12,709
Year 3	\$	9,532
Year 4	\$	6,354
Year 5	\$	3,177
<hr/>		
Total Abated	\$	47,659

The Enterprise Zone has been in place for many years and given the growth potential with the new Inland Port, it appears that it is in the best interest of our

community to extend the Enterprise Zone for the 15 year term.

It is recommended that the Board of Trustees approve Resolution 14-13.

FINANCIAL REPORT

TO: Board of Trustees

FROM: Dr. Gayle Saunders 

DATE: November 18, 2014

SUBJECT: Financial Report

Mr. Chairman, members of the Board, attached are the Treasurer's Report, Financial Statement, and the Bills for Ratification.

Greg Florian will be available to explain the Treasurer's Report and Financial Statement and to answer any questions regarding the bills.

Therefore, it is recommended that the Board of Trustees ratify the October 2014 bills paid and approve the Financial Statement to be filed for audit.

Thank you.

Richland Community College

Financial Report
October, 2014

Report -----	Page -----
Treasurer's Report	1
Revenue Summary-Education Fund	2
Revenue Summary-Operations and Maint	3
Revenue Summary-Operating Funds	4
Revenue Summary-Other Funds	5
Expenditure Summary by Major Function	8
Expenditure Summary by Operating Fund	10
Auxiliary Enterprise Fund	11
Restricted Purposes Fund-Grants	14
Expense Account Summary	16
Expenditure Summary by Cost Center	19
Bills Presented for Ratification	28

Richland Community College
Treasurer's Report
October 31, 2014

Fund	Balance 10/01/14	Receipts for Month	Disbursements for Month	Balance 10/31/14	Int. Bearing Accounts	Separate Inv. Instruments
Education Fund	6,480,379.67	2,575,535.95	(5,495,194.97)	3,560,720.65	2,710,720.65	850,000.00
Oper & Maint Restricted	2,234,189.97	2,845,316.23	(3,396,736.95)	1,682,769.25	1,464,479.74	218,289.51
Bond & Interest Fund	952,853.65	16.19	.00	952,869.84	952,869.84	.00
Auxiliary Enterprises	136,103.27	45,705.14	(867.32)	180,941.09	180,941.09	.00
Restricted Purposes Fd	920,272.15	1,906,467.55	.00	2,826,739.70	2,305,761.76	520,977.94
Working Cash Fund	5,351,447.00	210.87	.00	5,351,657.87	4,351,520.25	1,000,137.62
Trust & Agency Fund	71,218.05	13,609.44	.00	84,827.49	84,827.49	.00
Audit Fund	28,735.71	.49	.00	28,736.20	28,736.20	.00
Liab, Protect, Settle	443,113.11	56.24	.00	443,169.35	343,169.35	100,000.00
Totals	16,618,312.58	7,386,918.10	(8,892,799.24)	15,112,431.44	12,423,026.37	2,689,405.07

SEPARATE INVESTMENT INSTRUMENTS

Fund	Amount	Instrument	Rate	Maturity	Term/Months
EDUCATION FUND	300,000.00	CD-HPB	0.20	01/20/2015	6.0
EDUCATION FUND	300,000.00	CD-Busey	0.10	01/22/2015	6.0
EDUCATION FUND	250,000.00	CD-SOY	0.20	01/30/2015	12.0
O/M RESTR-GENERAL	218,289.52	CD-HPB	0.25	07/20/2015	12.0
RESTR-PARTNER'S IN ED	16,532.69	CD-PNC	0.10	07/30/2014	6.0
RESTR-EQUIP REPLACEMENT	300,000.00	CD-HPB	0.25	08/10/2014	12.0
RESTR-EQUIP REPLACEMENT	200,000.00	CD-HPB	0.10	10/31/2014	3.0
WORKING CASH FUND	301,742.87	CD-HPB	0.05	11/09/2014	3.0
WORKING CASH FUND	350,000.00	CD-HPB	0.25	11/22/2014	12.0
WORKING CASH FUND	117,618.62	CD-Regns	0.01	01/29/2015	7.0
WORKING CASH FUND	120,760.92	CD-Regns	0.05	03/21/2015	13.0
WORKING CASH FUND	110,000.00	CD-HPB	0.25	03/23/2015	12.0
LFS FUND	100,000.00	CD-Busey	0.10	09/27/2014	6.0

Richland Community College
 Revenue Summary-Education Fund
 For the month of October
 1415

	Actual Rev 10/31/13	Actual Rev 06/30/14	%	Budget 1415	Actual Rev 10/31/14	%
Fund: 01 Education Fund						
Local Government Sources						
Current Taxes	5,762,109.72	6,048,270.00	95.3	5,980,716.00	5,668,729.28	94.8
Chargeback	3,750.56	15,002.24	25.0	17,500.00	8,143.50	46.5
Interest on Taxes	.64	606.74	.1	700.00	1.22	.2
Local Government Sources	5,765,860.92	6,063,878.98	95.1	5,998,916.00	5,676,874.00	94.6
State Government Sources						
ICCB Credit Hour Grants	50,000.00	1,882,267.13	2.7	1,821,545.00	196,831.57	10.8
ICCB Equalization Grant	.00	302,569.00	.0	77,000.00	.00	.0
ICCB CTE Formula Grant	81,610.86	163,221.72	50.0	163,222.00	83,506.18	51.2
Replacement Taxes	150,691.82	439,375.92	34.3	420,000.00	153,314.55	36.5
State Government Sources	282,302.68	2,787,433.77	10.1	2,481,767.00	433,652.30	17.5
Student Tuition & Fees						
Tuition-Credit	3,048,124.02	5,387,948.65	56.6	5,768,940.00	2,965,373.95	51.4
Fees	375,401.50	662,847.50	56.6	778,800.00	424,832.97	54.5
Student Tuition & Fees	3,423,525.52	6,050,796.15	56.6	6,547,740.00	3,390,206.92	51.8
Other Revenue/Sources						
Investment Revenue	176.26	1,739.28	10.1	3,100.00	66.76	2.2
Other Revenue	73,352.23	294,686.74	24.6	351,084.00	82,218.59	23.1
Transfer In	.00	3,561.22	.0	5,000.00	.00	.0
Other Revenue/Sources	73,528.49	299,987.24	24.5	359,184.00	82,285.35	22.9
Total Revenue	9,545,217.61	15,202,096.14	62.8	15,387,607.00	9,583,018.57	62.3

Richland Community College
 Revenue Summary-Operations & Maint
 For the month of October
 1415

	Actual Rev 10/31/13	Actual Rev 06/30/14	%	Budget 1415	Actual Rev 10/31/14	%
Fund: 02 Operations & Maint						
Local Government Sources						
Current Taxes	837,956.33	879,306.73	95.3	877,179.00	825,481.13	94.1
Interest on Taxes	.09	86.17	.1	75.00	.17	.2
Local Government Sources	837,956.42	879,392.90	95.3	877,254.00	825,481.30	94.1
State Government Sources						
ICCB Credit Hour Grants	.00	167,588.52	.0	161,204.00	14,966.30	9.3
State Government Sources	.00	167,588.52	.0	161,204.00	14,966.30	9.3
Student Tuition & Fees						
Tuition-Credit	337,840.98	526,219.24	64.2	561,060.00	292,879.08	52.2
Student Tuition & Fees	337,840.98	526,219.24	64.2	561,060.00	292,879.08	52.2
Other Revenue/Sources						
Other Revenue	71,126.87	263,552.91	27.0	378,050.00	144,855.56	38.3
Other Revenue/Sources	71,126.87	263,552.91	27.0	378,050.00	144,855.56	38.3
Total Revenue	1,246,924.27	1,836,753.57	67.9	1,977,568.00	1,278,182.24	64.6

Richland Community College
 Revenue Summary-Operating Funds
 For the month of October
 1415

	Actual Rev 10/31/13	Actual Rev 06/30/14	%	Budget 1415	Actual Rev 10/31/14	%
Total Operating Funds						
Local Government Sources						
Current Taxes	6,600,066.05	6,927,576.73	95.3	6,857,895.00	6,494,210.41	94.7
Chargeback	3,750.56	15,002.24	25.0	17,500.00	8,143.50	46.5
Interest on Taxes	.73	692.91	.1	775.00	1.39	.2
Local Government Sources	6,603,817.34	6,943,271.88	95.1	6,876,170.00	6,502,355.30	94.6
State Government Sources						
ICCB Credit Hour Grants	50,000.00	2,049,855.65	2.4	1,982,749.00	211,797.87	10.7
ICCB Equalization Grant	.00	302,569.00	.0	77,000.00	.00	.0
ICCB CTE Formula Grant	81,610.86	163,221.72	50.0	163,222.00	83,506.18	51.2
Replacement Taxes	150,691.82	439,375.92	9.6	420,000.00	153,314.55	36.5
State Government Sources	282,302.68	2,955,022.29	9.6	2,642,971.00	448,618.60	17.0
Student Tuition & Fees						
Tuition-Credit	3,385,965.00	5,914,167.89	57.3	6,330,000.00	3,258,253.03	51.5
Fees	375,401.50	662,847.50	56.6	778,800.00	424,832.97	54.5
Student Tuition & Fees	3,761,366.50	6,577,015.39	57.2	7,108,800.00	3,683,086.00	51.8
Other Revenue/Sources						
Investment Revenue	176.26	1,739.28	10.1	3,100.00	66.76	2.2
Other Revenue	91,416.60	349,133.35	26.2	514,084.00	127,105.35	24.7
Transfer In	.00	3,561.22	.0	5,000.00	.00	.0
Other Revenue/Sources	91,592.86	354,433.85	25.8	522,184.00	127,172.11	24.4
Total Revenue	10,739,079.38	16,829,743.41	63.8	17,150,125.00	10,761,232.01	62.7

Richland Community College
 Revenue Summary-Other Funds
 For the month of October
 1415

	Actual Rev 10/31/13	Actual Rev 06/30/14	%	Budget 1415	Actual Rev 10/31/14	%
Fund: 03 Oper & Maint Restricted						
Interest on Investments	35.88	654.87	5.5	6,000.00	.00	.0
Int on Cash/IL Funds Acc	8,593.41	17,629.93	48.7	.00	1,220.74	.0
Grants Revenue	1,200.00	35,540.35	3.4	.00	.00	.0
Gifts/Donations	.00	280,864.00	.0	1,957,835.00	1,145,000.00	58.5
Transfer In	.00	177,172.41	.0	.00	.00	.0
FundBalanceAppropriation	.00	.00	.0	3,065,500.00	.00	.0
Total Revenue/Sources	9,829.29	511,861.56	1.9	5,029,335.00	1,146,220.74	22.8
Fund: 04 Bond & Interest Fund						
Current Taxes	2,295,825.57	2,408,480.54	95.3	2,438,283.00	2,284,198.89	93.7
Interest on Taxes	.28	236.79	.1	200.00	.54	.3
Int on Cash/IL Funds Acc	185.38	342.67	54.1	300.00	96.33	32.1
Total Revenue/Sources	2,296,011.23	2,409,060.00	95.3	2,438,783.00	2,284,295.76	93.7
Fund: 05 Auxiliary Enterprises						
CPED Credit Revenue	137,897.06	350,556.56	39.3	356,962.00	126,437.75	35.4
NonCredit Revenue	88,815.93	166,370.73	53.4	264,318.00	62,391.35	23.6
ContractNoncreditRevenue	14,477.50	38,360.70	37.7	38,531.00	11,704.75	30.4
ICCB Credit Hour Grants	26,000.82	68,389.95	38.0	82,356.00	23,184.50	28.2
Fitness Tuition	9,705.00	20,373.00	47.6	40,000.00	7,812.00	19.5
Fitness Membership Fees	4,525.00	9,933.00	45.6	15,000.00	5,390.00	35.9
Clubs and Organizations	102,507.22	257,154.40	39.9	192,640.00	70,185.64	36.4
Int on Cash/IL Funds Acc	8.86	123.45	7.2	.00	9.87	.0
Shilling Community Cntr	16,493.50	35,928.50	45.9	52,815.00	6,755.00	12.8
Child Care Revenue	34,425.73	99,368.73	34.6	95,000.00	24,714.00	26.0
CCRS Paid Revenue	7,453.25	23,902.06	31.2	38,500.00	9,678.80	25.1
Child Care Transfer Rev	.00	.00	.0	.00	13,500.00	.0
Copy Center Fees	14,250.30	42,321.64	33.7	26,675.00	17,413.12	65.3
Gifts/Donations	.00	10,064.15	.0	5,000.00	5,000.00	100.0
Transfer In	.00	95,500.00	.0	150,000.00	.00	.0
FundBalanceAppropriation	.00	.00	.0	36,000.00	.00	.0
LLC Contract Svcs Rev	5,420.00	16,260.00	33.3	16,260.00	.00	.0
Revenue-Contractual	2,843.00	4,685.00	60.7	1,500.00	2,672.50	178.2
Revenue-Misc/OtherSource	490.46	7,013.60	7.0	4,474.00	1,984.65	44.4
Total Revenue/Sources	465,313.63	1,246,305.47	37.3	1,416,031.00	388,833.93	27.5

Richland Community College
 Revenue Summary-Other Funds
 For the month of October
 1415

	Actual Rev 10/31/13	Actual Rev 06/30/14	%	Budget 1415	Actual Rev 10/31/14	%
Fund: 06 Restricted Purposes Fd						
Financial Aid	3,162,607.49	8,217,991.29	38.5	8,152,898.00	3,285,314.26	40.3
Interest on Investments	119.18	1,130.75	10.5	.00	.00	.0
Int on Cash/IL Funds Acc	3.82	82.25	4.6	.00	72.78	.0
College Fair Revenue-PIE	3,905.00	3,960.00	98.6	7,150.00	4,840.00	67.7
PartnersSaluteRevenuePIE	55.00	4,435.00	1.2	7,500.00	.00	.0
YouthLeadershipRev-PIE	6,250.00	6,800.00	91.9	6,000.00	4,700.00	78.3
Grants Revenue	287,148.98	1,226,601.42	23.4	1,726,183.11	175,606.58	10.2
Gifts/Donations	15,288.34	62,147.89	24.6	101,170.00	22,725.86	22.5
Contributions-PIE	94.00	18,301.25	.5	19,000.00	10,025.00	52.8
Transfer In	14.55	347,874.74	.0	65,075.00	.00	.0
FundBalanceAppropriation	.00	.00	.0	236,725.81	9,034.81	3.8
Reimbursed Expenditures	.00	3,184.35	.0	.00	.00	.0
Revenue-Contractual	.00	776,627.74	.0	353,088.93	.00	.0
Revenue-Misc/OtherSource	2,000.00	18,700.00	10.7	22,207.00	9,112.50	41.0
Total Revenue/Sources	3,477,486.36	10,687,836.68	32.5	10,696,997.85	3,521,431.79	32.9
Fund: 07 Working Cash Fund						
Interest on Corp Cash	645.14	3,561.22	18.1	5,000.00	486.25	9.7
Total Revenue/Sources	645.14	3,561.22	18.1	5,000.00	486.25	9.7
Fund: 10 Trust & Agency Fund						
Club Revenue	9,495.91	30,168.33	31.5	25,000.00	13,590.60	54.4
Int on Cash/IL Funds Acc	11.23	56.24	20.0	100.00	7.32	7.3
Transfer In	.00	7,935.82	.0	.00	.00	.0
Contributions	.00	58,000.00	.0	55,500.00	.00	.0
Total Revenue/Sources	9,507.14	96,160.39	9.9	80,600.00	13,597.92	16.9

Richland Community College
 Revenue Summary-Other Funds
 For the month of October
 1415

	Actual Rev 10/31/13	Actual Rev 06/30/14	%	Budget 1415	Actual Rev 10/31/14	%
Fund: 11 Audit Fund						
Current Taxes	56,859.05	60,403.58	94.1	68,184.00	63,247.93	92.8
Interest on Taxes	.00	5.92	.0	15.00	.01	.1
Int on Cash/IL Funds Acc	2.52	8.61	29.3	15.00	2.91	19.4
LLC Contract Svcs Rev	3,550.00	3,550.00	100.0	.00	.00	.0
Total Revenue/Sources	60,411.57	63,968.11	94.4	68,214.00	63,250.85	92.7
Fund: 12 Liab,Protect,Settle						
Current Taxes	1,165,239.25	1,221,596.71	95.4	1,356,689.00	1,271,294.50	93.7
Interest on Taxes	.12	120.00	.1	200.00	.26	.1
Insurance-StudentFees	9,864.00	19,272.00	51.2	18,000.00	7,912.00	44.0
Interest on Investments	.00	26.03	.0	150.00	.00	.0
Int on Cash/IL Funds Acc	67.26	355.50	18.9	500.00	58.97	11.8
Total Revenue/Sources	1,175,170.63	1,241,370.24	94.7	1,375,539.00	1,279,265.73	93.0

Richland Community College
Expenditure Summary by Major Function
For the month of October
33% of Fiscal Year 1415

	Budget 1415	** Actual Expended ** 10/31/2014	%	Encumbered	*** Unencumbered Amount	*** %
Fund: Education Fund						
Office of Stu and Acad	82,786.00	16,940.55	20.46	.00	65,845.45	79.54
Business and Technology	2,319,067.00	753,460.42	32.49	33,272.32	1,532,334.26	66.08
Comm, Ed, Hum and Fine A	1,799,791.00	646,395.41	35.92	1,902.06	1,151,493.53	63.98
Math and Sciences	2,120,350.00	747,445.68	35.25	4,107.63	1,368,796.69	64.56
Health Professions	1,888,014.00	667,901.47	35.38	9,626.88	1,210,485.65	64.11
Enrollment Services	1,615,127.00	520,774.42	32.24	2,663.46	1,091,689.12	67.59
Academic Support-LRC	490,329.00	176,376.51	35.97	27,350.14	286,602.35	58.45
Retention Services	170,984.00	55,479.07	32.45	623.20	114,881.73	67.19
Technical Services Supp	368,698.00	190,602.38	51.70	3,567.29	174,528.33	47.34
Institutional Support	3,621,555.00	1,228,241.51	33.91	96,156.17	2,297,157.32	63.43
Scholarship and Waivers	453,000.00	106,212.50	23.45	.00	346,787.50	76.55
Clubs	117,906.00	37,945.48	32.18	.00	79,960.52	67.82
Transfer Out	340,000.00	.00	.00	.00	340,000.00	100.00
Total Education Fund	15,387,607.00	5,147,775.40	33.45	179,269.15	10,060,562.45	65.38
Fund: Operations & Maint						
Maintenance	1,977,568.00	562,031.43	28.42	466,494.32	949,042.25	47.99
Total Operations & Maint	1,977,568.00	562,031.43	28.42	466,494.32	949,042.25	47.99
Fund: Oper & Maint Restricted						
Protection, Health, Safety	5,029,335.00	1,297,607.00	25.80	202,915.14	3,528,812.86	70.16
Maintenance	.00	1,363.20	.00	.00	-1,363.20	.00
Liability Protection	.00	.00	.00	.00	.00	.00
Total Oper & Maint Restricted	5,029,335.00	1,298,970.20	25.83	202,915.14	3,527,449.66	70.14
Fund: Bond & Interest Fund						
Bond and Interest	2,438,783.00	886,533.75	36.35	1,135,457.50	416,791.75	17.09
Total Bond & Interest Fund	2,438,783.00	886,533.75	36.35	1,135,457.50	416,791.75	17.09
Fund: Auxiliary Enterprises						
Instructional Programs	585,306.00	167,033.41	28.54	42,666.24	375,606.35	64.17
Auxiliary Services	580,869.00	161,003.28	27.72	23,713.55	396,152.17	68.20
Business/Community Educa	164,877.00	62,396.14	37.84	803.68	101,677.18	61.67
Institutional Support	84,979.00	19,860.37	23.37	33,928.78	31,189.85	36.70
Total Auxiliary Enterprises	1,416,031.00	410,293.20	28.97	101,112.25	904,625.55	63.88

Richland Community College
Expenditure Summary by Major Function
For the month of October
33% of Fiscal Year 1415

	Budget 1415	** Actual Expended 10/31/2014	** %	Encumbered	*** Unencumbered Amount	*** %
Fund: Restricted Purposes Fd						
Grants	2,592,349.85	813,943.53	31.40	317,504.07	1,460,902.25	56.35
Financial Aid	8,104,648.00	3,567,279.88	44.02	.00	4,537,368.12	55.98
Total Restricted Purposes Fd	10,696,997.85	4,381,223.41	40.96	317,504.07	5,998,270.37	56.07
Fund: Working Cash Fund						
Transfer Out	5,000.00	.00	.00	.00	5,000.00	100.00
Total Working Cash Fund	5,000.00	.00	.00	.00	5,000.00	100.00
Fund: Trust & Agency Fund						
Clubs	80,500.00	24,741.34	30.73	172.00	55,586.66	69.05
Total Trust & Agency Fund	80,500.00	24,741.34	30.73	172.00	55,586.66	69.05
Fund: Audit Fund						
Institutional Support	15,142.00	5,070.67	33.49	.00	10,071.33	66.51
Audit	44,200.00	40,200.00	90.95	4,000.00	.00	.00
Contingency	8,872.00	.00	.00	.00	8,872.00	100.00
Total Audit Fund	68,214.00	45,270.67	66.37	4,000.00	18,943.33	27.77
Fund: Liab, Protect, Settle						
Liability Protection	1,261,035.00	409,970.58	32.51	295,659.87	555,404.55	44.04
Contingency	114,504.00	.00	.00	.00	114,504.00	100.00
Total Liab, Protect, Settle	1,375,539.00	409,970.58	29.80	295,659.87	669,908.55	48.70

Richland Community College
Expenditure Summary-Operating Funds
For the month of October
33% of Fiscal Year 1415

	Actual Exp 10/31/13	** Actual Expense ** 06/30/14	%	Budget 1415	*** Actual Expense ** 10/31/14	%	Encumbered	*** Unencumbered *** %
Fund: Education Fund								
Salaries	3,817,711.08	11,040,769.90	34.6	11,038,103.00	3,773,206.33	34.2	.00	7,264,896.67 65.8
Employee Benefits	653,415.49	2,004,219.36	32.6	2,010,962.00	631,115.08	31.4	.00	1,379,846.92 68.6
Contractual Services	198,262.12	289,368.27	68.5	325,994.00	200,361.27	61.5	3,721.53	121,911.20 37.4
Commodities	385,097.42	826,140.53	46.6	811,698.00	342,001.02	42.1	125,862.86	343,834.12 42.4
Travel	61,046.14	164,840.02	37.0	182,050.00	54,635.54	30.0	16,516.48	110,897.98 60.9
Fixed Charges	50,867.30	132,154.69	38.5	111,300.00	24,095.27	21.6	33,090.28	54,114.45 .5
Capital Outlay	3,914.85	8,816.46	44.4	.00	.00	.0	.00	.00 .0
Other	207,689.51	869,374.85	23.9	567,500.00	122,360.89	21.6	78.00	445,061.11 78.4
Transfer Out	.00	385,202.81	.0	340,000.00	.00	.0	.00	340,000.00 100.0
Contingency	.00	.00	.0	.00	.00	.0	.00	.00 .0
Total Expenditures	5,378,003.91	15,720,886.89	34.2	15,387,607.00	5,147,775.40	33.5	179,269.15	10,060,562.45 65.4

Fund: Operations & Maint

Salaries	132,687.04	399,377.92	33.2	431,070.00	146,181.55	33.9	.00	284,888.45 66.1
Employee Benefits	33,192.40	97,067.02	34.2	105,713.00	38,223.80	36.2	.00	67,489.20 63.8
Contractual Services	134,084.11	487,431.46	27.5	532,010.00	155,415.18	29.2	274,546.98	102,047.84 19.2
Commodities	37,575.30	135,157.75	27.8	170,207.00	33,680.49	19.8	42,277.94	94,248.57 55.4
Travel	611.36	1,449.31	42.2	2,600.00	380.71	14.6	.00	2,219.29 85.4
Fixed Charges	172,203.96	663,592.16	26.0	735,968.00	188,149.70	25.6	149,669.40	398,148.90 .5
Capital Outlay	.00	43,990.73	.0	.00	.00	.0	.00	.00 .0
Total Expenditures	510,354.17	1,828,066.35	27.9	1,977,568.00	562,031.43	28.4	466,494.32	949,042.25 48.0

Total Operating Funds

Salaries	3,950,398.12	11,440,147.82	34.5	11,469,173.00	3,919,387.88	34.2	.00	7,549,785.12 65.8
Employee Benefits	686,607.89	2,101,286.38	32.7	2,116,675.00	669,338.88	31.6	.00	1,447,336.12 68.4
Contractual Services	332,346.23	776,799.73	42.8	858,004.00	355,776.45	41.5	278,268.51	223,959.04 26.1
Commodities	422,672.72	961,298.28	44.0	981,905.00	375,681.51	38.3	168,140.80	438,082.69 44.6
Travel	61,657.50	166,289.33	37.1	184,650.00	55,016.25	29.8	16,516.48	113,117.27 61.3
Fixed Charges	223,071.26	795,746.85	28.0	847,268.00	212,244.97	25.1	182,759.68	452,263.35 53.4
Capital Outlay	3,914.85	52,807.19	7.4	.00	.00	.0	.00	.00 .0
Other	207,689.51	869,374.85	23.9	567,500.00	122,360.89	21.6	78.00	445,061.11 78.4
Transfer Out	.00	385,202.81	.0	340,000.00	.00	.0	.00	340,000.00 100.0
Total Expenditures	5,888,358.08	17,548,953.24	33.6	17,365,175.00	5,709,806.83	32.9	645,763.47	11,009,604.70 63.4

Auxiliary Enterprises Fund
Instructional Programs
Statement of Revenue and Expense
Cash Basis
OCT 1415

	Actual	Budget
Continuing and Professional Education		

Revenues:		
Fitness Center	13,202.00	55,000.00
6001 CDL	89,608.60	195,522.00
6002 Computer & Technology	6,810.94	18,647.00
6003 Dance	22,302.85	49,000.00
6004 Hobby & Leisure	21,382.32	93,300.00
6007 Safety-Industrial	56,172.69	294,817.00
6008 Shilling Rentals	6,755.00	52,815.00
6010 DOC-CPR/First Aid	271.20	15,000.00
6013 Culinary Arts	5,660.00	9,500.00
6025 Camp Connections	8,000.00	25,000.00
Total Revenues	230,165.60	808,601.00
	-----	-----
Expenses:		
Fitness Center	21,097.98	60,000.00
6000 CPED Admin Expenses	62,723.14	164,877.00
6001 CDL	48,717.86	145,779.00
6002 Computer & Technology	6,818.39	15,489.00
6003 Dance	15,169.95	48,450.00
6004 Hobby & Leisure	23,000.61	89,538.00
6007 Safety-Industrial	44,165.19	199,008.00
6008 Shilling Rentals	4,493.46	20,497.00
6010 DOC-CPR/First Aid	2,363.97	3,786.00
6013 Culinary Arts	6,073.73	8,805.00
6025 Camp Connections	1,116.55	10,250.00
Total Expenses	235,740.83	766,479.00
Net Income (Loss)	(5,575.23)	42,122.00
	-----	-----
	=====	=====

Note: Credit Hour Reimbursement Revenue included above 23,184.50

Auxiliary Enterprises Fund
 Outdoor Events
 Statement of Revenue and Expense
 Cash Basis
 OCT 1415

	Actual	Budget
Revenues:		
6014 Dance Productions	7,917.75	30,000.00
6019 Outdoor Events	1,875.00	16,660.00
6023 Car Show	0.00	7,000.00
6024 Dog Show	0.00	6,000.00
6026 Drone Conference	3,750.00	0.00
6030 Misc Events	3,000.00	5,500.00
	-----	-----
Total Revenues	16,542.75	65,160.00
	-----	-----
Expenses:		
6014 Dance Productions	1,738.90	22,041.00
6019 Outdoor Events	37,444.68	120,897.00
6020 Farm Progress Show	0.00	6,350.00
6021 Concert	0.00	500.00
6023 Car Show	0.00	4,025.00
6024 Dog Show	0.00	1,260.00
6026 Drone Conference	0.00	2,075.00
6030 Misc Events	0.00	4,350.00
	-----	-----
Total Expenses	39,183.58	161,498.00
	-----	-----
Net Income (Loss)	(22,640.83)	(96,338.00)
	-----	=====

Auxiliary Enterprises Fund
 Workforce Development
 Statement of Revenue and Expense
 Cash Basis
 OCT 1415

	Actual	Budget
Revenues:		
6009 Traffic Safety	13,539.75	43,331.00
8907 Culinary Restaurant	10,964.94	44,500.00
8908 Coffee Shop	22,782.58	60,924.00
8915 Misc Culinary Events	2,280.00	0.00
Total Revenues	49,567.27	148,755.00
Expenses:		
6009 Traffic Safety	13,170.70	43,704.00
8907 Culinary Restaurant	10,235.08	44,500.00
8908 Coffee Shop	15,752.10	45,900.00
Total Expenses	39,157.88	134,104.00
Net Income (Loss)	10,409.39	14,651.00

Richland Community College
Restricted Purposes Fund-Grants
OCT 1415

	Grant Period	Budget	* Actual Expense % *	Encumbered	** Unencumbered % **
Federally Funded Grants					
11117 ADM Sequestration Grant	07/01/2010 - 06/30/2015	78,646.00	70,353.17	1,381.09	6,911.74
11496 DCP-STOP Act	09/30/2013 - 09/29/2014	31,152.55	29,298.06	500.00	1,354.49
11596 DCP-STOP Act	09/30/2014 - 09/29/2015	0.00	1,720.66	1,600.00	-3,320.66
11595 DCP-Strategic Prevention	07/01/2014 - 06/30/2015	102,531.55	28,576.36	3,794.86	70,160.33
11480 TRIO Grant	09/01/2013 - 08/31/2014	57,072.86	57,072.86	71.96	- 71.96
11580 TRIO Grant	09/01/2014 - 08/30/2015	281,348.00	45,013.96	841.76	235,492.28
11316 TrainingAssist/CareerTrg	10/01/2012 - 09/30/2016	338,390.00	5,432.86	208,267.80	124,689.34
Total		889,140.96	237,467.93	216,457.47	435,215.56
State Funded Grants					
11523 Bridging the Gap	09/01/2014 - 06/30/2014	10,000.00	3,285.65	298.00	6,416.35
11520 Co-OpWorkStudy-IBHE	07/01/2014 - 06/30/2015	18,980.00	0.00	0.00	18,980.00
11217 Coal Educ & Mktg -DCEO	04/01/2012 - 07/31/2014	15,100.12	15,100.12	0.00	0.00
11440 Decatur DOC	10/01/2013 - 09/30/2014	151,037.57	75,386.47	0.00	75,651.10
11540 Decatur DOC	10/01/2014 - 09/30/2015	0.00	30,611.90	12,134.20	-42,746.10
11524 DualCreditEnhancement	07/01/2014 - 06/30/2015	10,000.00	0.00	0.00	10,000.00
11518 Hwy Construct Career Grt	07/01/2014 - 06/30/2015	260,131.00	0.00	0.00	260,131.00
11441 Lincoln DOC	10/01/2013 - 09/30/2014	71,411.32	52,408.43	0.00	19,002.89
11541 Lincoln DOC	10/01/2014 - 09/30/2015	0.00	15,060.03	0.00	-30,843.85
11442 Logan DOC	10/01/2013 - 09/30/2014	120,840.04	77,829.17	15,783.82	42,810.87
11542 Logan DOC	10/01/2014 - 09/30/2015	0.00	17,506.71	0.00	-27,816.44
11554 Performance Grant	07/01/2014 - 06/30/2015	48,575.00	12,864.43	0.00	35,710.57
11444 Pontiac DOC	10/01/2013 - 09/30/2014	24,158.10	11,070.90	0.00	13,087.20
11544 Pontiac DOC	10/01/2014 - 09/30/2015	0.00	3,451.99	0.00	-3,451.99
11560 Public Assistance	07/01/2014 - 06/30/2015	51,586.00	15,535.04	0.00	36,050.96
11564 SOS Literacy - State	07/01/2014 - 06/30/2015	67,000.00	16,971.56	0.00	50,028.44
11572 State Basic Adult Ed	07/01/2014 - 06/30/2015	37,981.00	12,006.67	0.00	25,974.33
11566 Workplace Skills Enhance	07/01/2014 - 06/30/2015	14,500.00	1,922.36	0.00	12,577.64
Total		901,100.15	361,011.43	38,525.75	501,562.97
Locally Funded Grants					
11322 AAC Plus 50 Grant	04/01/2013 -	13,034.81	3,232.86	0.00	9,801.95
8999 Decatur Comm Partnership	10/01/2007 -	12,000.00	10.00	1,000.00	10,990.00
11373 Literacy Grant-EdCo	03/01/2013 - 12/31/2014	51,852.93	8,869.51	0.00	42,983.42
Total		76,887.74	12,112.37	1,000.00	63,775.37
Cash/RCC Restricted Programs					
9098 Partners in Education		84,725.00	26,841.10	0.00	57,883.90
11458 Project READ	07/01/2013 -	100,207.00	34,020.18	0.00	66,186.82
EQUI Reserved for Equipment	07/01/2005 -	227,691.00	41,615.11	14,052.13	172,023.76
Total		412,623.00	102,476.39	14,052.13	296,094.48

Richland Community College
 Restricted Purposes Fund-Grants
 OCT 1415

RCC-Foundation Funded Grants		Grant Period	Budget	* Actual Expense	% *	Encumbered	** Unencumbered % **
11533	Foundation Gifts to RCC	07/01/2014 - 06/30/2015	41,170.00	8,545.60	20.76	16,169.72	16,454.68 39.97
Total			41,170.00	8,545.60	20.76	16,169.72	16,454.68 39.97
Fed Funded through State							
11512	Carl Perkins- ICCB	07/01/2014 - 06/30/2015	176,542.00	40,932.39	23.19	31,299.00	104,310.61 59.09
11532	Federal Adult Ed Basic	07/01/2014 - 06/30/2015	33,780.00	11,611.86	34.37	0.00	22,168.14 65.63
11556	Program Improvement Grnt	07/01/2014 - 06/30/2015	12,856.00	5,284.62	41.11	0.00	7,571.38 58.89
Total			223,178.00	57,828.87	25.91	31,299.00	134,050.13 60.06
Total Grants			2,544,099.85	779,442.59	30.64	317,504.07	1,447,153.19 56.88

Richland Community College
ACCOUNT SUMMARY
OCT 1415

Fund: Education Fund Acct Description	Month		Full Year		Year to Date		Pct	Variance
	Actual	Budget	Actual	Budget	Actual	Encumbered		
51100 Administrative Staff Sal	159,386.32	1,927,784.00	634,851.53	0.00	0.00	0.00	32.9	1,292,932.47
51102 Administrative Staff-PT	3,500.00	0.00	6,840.91	0.00	0.00	0.00	.0	-6,840.91
51200 Professional/Tech Salary	58,373.90	678,618.00	216,301.75	0.00	0.00	0.00	31.9	462,316.25
51201 Professional/Tech-PT	1,179.65	31,500.00	2,393.93	0.00	0.00	0.00	7.6	29,106.07
51202 Professional/Tech-PT	2,990.90	35,000.00	16,475.84	0.00	0.00	0.00	47.1	18,524.16
51310 F/T Faculty Salary	348,837.70	3,995,352.00	1,257,261.50	0.00	0.00	0.00	31.5	2,738,090.50
51315 F/T Faculty-Summer Sal	0.00	339,028.00	305,392.02	0.00	0.00	0.00	90.1	33,635.98
51320 P/T Faculty Salary	123,278.71	977,280.00	304,955.29	0.00	0.00	0.00	31.2	672,324.71
51325 P/T Faculty-Summer Sal	0.00	96,033.00	95,837.01	0.00	0.00	0.00	99.8	195.99
51340 Overload Salary	43,457.23	456,175.00	107,791.28	0.00	0.00	0.00	23.6	348,383.72
51345 Clinical Risk Stipends	3,630.56	35,500.00	11,288.90	0.00	0.00	0.00	31.8	24,211.10
51350 Independent Study Salary	225.00	14,600.00	9,225.00	0.00	0.00	0.00	63.2	5,375.00
51356 Subs Instructors Salary	1,050.01	14,550.00	4,038.62	0.00	0.00	0.00	27.8	10,511.38
51360 LabFacilitators	3,134.38	34,000.00	11,153.84	0.00	0.00	0.00	32.8	22,846.16
51362 Faculty Tutors Salary	10,788.39	154,928.00	33,520.81	0.00	0.00	0.00	21.6	121,407.19
51391 Faculty Curriculum Dev OL	0.00	7,000.00	5,625.00	0.00	0.00	0.00	80.4	1,375.00
51392 Faculty Curriculum Dev	0.00	1,800.00	0.00	0.00	0.00	0.00	.0	1,800.00
51400 Supervisory Staff Salary	42,987.36	611,240.00	184,520.34	0.00	0.00	0.00	30.2	426,719.66
51500 Academic Support Salary	14,208.64	170,505.00	56,834.56	0.00	0.00	0.00	33.3	113,670.44
51502 Academic Support-PT	15,182.69	161,155.00	94,306.25	0.00	0.00	0.00	58.5	66,848.75
51610 F/T Classified Salary	88,386.81	1,075,457.00	343,374.67	0.00	0.00	0.00	31.9	732,082.33
51620 P/T Classified Salary	7,318.97	88,731.00	23,567.80	0.00	0.00	0.00	26.6	65,163.20
51630 Classified-Temporary	4,100.86	1,000.00	15,960.81	0.00	0.00	0.00	1596.1	-14,960.81
51800 Student Workers Salary	4,572.59	68,925.00	12,936.11	0.00	0.00	0.00	18.8	55,988.89
51906 Interpreter Salary	4,583.00	25,000.00	7,453.40	0.00	0.00	0.00	29.8	17,546.60
51918 Overtime Wages	431.65	8,150.00	3,216.36	0.00	0.00	0.00	39.5	4,933.64
51930 Car Allowance	0.00	2,400.00	600.00	0.00	0.00	0.00	25.0	1,800.00
51935 SURS Fringe Benefit	1,870.70	26,392.00	7,482.80	0.00	0.00	0.00	28.4	18,909.20
52080 SURS-RetireeHealthContri	3,846.50	46,880.00	15,165.09	0.00	0.00	0.00	32.3	31,714.91
52100 EmployeeBenefitsTotal	0.00	3,500.00	0.00	0.00	0.00	0.00	.0	3,500.00
52101 Group Medical Ins	148,880.29	1,826,173.00	547,851.62	0.00	0.00	0.00	30.0	1,278,321.38
52102 Group Dental Ins	5,597.52	69,387.00	20,577.80	0.00	0.00	0.00	29.7	48,809.20
52104 Group Life Ins	3,937.86	34,517.00	11,843.16	0.00	0.00	0.00	34.3	22,673.84
52105 Group LTD Ins	1,777.74	21,245.00	6,754.67	0.00	0.00	0.00	31.8	14,490.33
52106 Long-Term Care Ins	0.00	4,000.00	3,853.39	0.00	0.00	0.00	96.3	146.61
52700 Medicare	-41.65	260.00	-41.65	0.00	0.00	0.00	16.0	301.65
52750 Staff/Family Waivers	0.00	5,000.00	25,111.00	0.00	0.00	0.00	502.2	-20,111.00
53200 Consultants/Workshops	0.00	5,150.00	0.00	0.00	0.00	0.00	.0	5,150.00
53205 Admin Computer-Maint	0.00	181,459.00	161,222.06	0.00	0.00	0.00	88.8	20,236.94
53300 Equip Repair/Maint Agree	1,537.71	21,575.00	4,531.98	0.00	0.00	1,441.42	27.7	15,601.60
53500 Legal Services-Admin	5,026.70	51,000.00	11,232.83	0.00	0.00	0.00	22.0	39,767.17
53900 Contractual-Other	5,856.09	39,955.00	10,018.76	0.00	0.00	2,280.11	30.8	27,656.13
53920 Wellness Program	0.00	5,600.00	3,030.00	0.00	0.00	0.00	54.1	2,570.00
53938 Tuition	0.00	3,000.00	0.00	0.00	0.00	0.00	.0	3,000.00
53955 Faculty Development	0.00	855.00	467.08	0.00	0.00	0.00	54.6	387.92
53956 Staff Development	0.00	4,250.00	1,707.50	0.00	0.00	0.00	40.2	2,542.50
53974 Resource Persons	0.00	200.00	0.00	0.00	0.00	0.00	.0	200.00
53975 Professional Fees	0.00	7,500.00	5,119.00	0.00	0.00	0.00	68.3	2,381.00
53993 Employee Recognition EAT	-75.00	1,600.00	1,224.76	0.00	0.00	0.00	76.5	375.24
53995 Meals	0.00	2,850.00	1,807.30	0.00	0.00	0.00	63.4	1,042.70
53998 Student Awards	0.00	1,000.00	0.00	0.00	0.00	0.00	.0	1,000.00

Richland Community College
ACCOUNT SUMMARY

OCT 1415

Fund: Education Fund Acct Description	Month		Full Year		Year to Date		Pct	Variance
	Actual	Budget	Actual	Budget	Actual	Encumbered		
54101 Office Supplies	294.42	35,113.00	596.95	0.00	0.00	1.7	34,516.05	
54102 Instructional Supplies	13,538.51	138,774.00	43,872.59	30,072.07	30,072.07	53.3	64,829.34	
54200 Printing	6,130.68	31,956.00	15,457.34	12,861.83	12,861.83	88.6	3,636.83	
54205 Credit Schedules	0.00	6,300.00	0.00	0.00	0.00	.0	6,300.00	
54210 Catalog Printing	0.00	5,490.00	0.00	0.00	0.00	.0	5,490.00	
54400 Materials	10,046.23	105,049.00	14,799.95	9,516.44	9,516.44	23.1	80,732.61	
54401 Audio Visual Materials	0.00	8,550.00	2,355.84	2,057.94	2,057.94	51.6	4,136.22	
54402 Postage	0.00	34,440.00	2,539.86	0.00	0.00	7.4	31,900.14	
54408 Computer Software	2,996.00	129,412.00	116,745.63	5,729.14	5,729.14	94.6	6,937.23	
54413 Transcripts	0.00	22,500.00	13,000.00	0.00	0.00	57.8	9,500.00	
54515 Reference Materials	0.00	4,703.00	3,894.99	0.00	0.00	82.8	808.01	
54520 Books-Library Collection	24.76	18,000.00	5,338.22	861.17	861.17	34.4	11,800.61	
54600 Publications & Dues	9,923.20	121,057.00	78,992.72	23,532.17	23,532.17	84.7	18,532.11	
54700 Advertising	15,675.94	138,990.00	42,267.80	41,091.00	41,091.00	60.0	55,631.20	
54705 Specialities	-130.63	4,320.00	1,943.52	0.00	0.00	45.0	2,376.48	
54710 WYSE Activities	0.00	1,059.00	0.00	0.00	0.00	.0	1,059.00	
54905 Graphic Supplies	0.00	5,085.00	55.96	0.00	0.00	1.1	5,029.04	
54908 Laundry/Linen Supplies	53.90	900.00	139.65	141.10	141.10	31.2	619.25	
55100 Meeting Expense	2,086.42	22,118.00	4,703.76	474.40	474.40	23.4	16,939.84	
55102 Alumni Activities	0.00	180.00	0.00	0.00	0.00	.0	180.00	
55150 Registration Fees	3,584.59	46,120.00	16,281.59	4,114.09	4,114.09	44.2	25,724.32	
55200 Travel-In State	1,601.50	32,378.00	5,471.54	4,032.90	4,032.90	29.4	22,873.56	
55204 Travel-In State Mileage	2,210.32	7,947.00	3,584.67	1,832.32	1,832.32	68.2	2,530.01	
55300 Travel-Out of State	1,843.95	71,307.00	23,903.98	6,062.77	6,062.77	42.0	41,340.25	
55400 Recruitment	0.00	2,000.00	690.00	0.00	0.00	34.5	1,310.00	
56200 Equipment Rental	989.13	47,000.00	12,727.08	27,241.24	27,241.24	85.0	7,031.68	
56800 Bank Card Fees	345.00	16,000.00	5,614.65	0.00	0.00	35.1	10,385.35	
56810 Collection Co Charges	4,639.62	18,000.00	6,398.62	0.00	0.00	35.5	11,601.38	
56815 Graduation Expense	1.96	18,000.00	86.59	3,490.00	3,490.00	19.9	14,423.41	
57500 Telephone	100.04	800.00	200.08	0.00	0.00	25.0	599.92	
57700 Telecommunications	-4,248.81	11,500.00	-931.75	2,359.04	2,359.04	12.4	10,072.71	
59040 Write-Offs	868.78	25,000.00	8,779.99	0.00	0.00	35.1	16,220.01	
59300 Chargeback Expense	0.00	40,000.00	1,521.50	0.00	0.00	3.8	38,478.50	
59405 Tuition Waiver	-21,055.00	250,000.00	95,911.01	0.00	0.00	38.4	154,088.99	
59415 Illinois Veterans Grants	0.00	100,000.00	0.00	0.00	0.00	.0	100,000.00	
59416 Unfunded ING/MIA/POW	0.00	38,000.00	0.00	0.00	0.00	.0	38,000.00	
59901 Contributions	0.00	105,000.00	13,500.00	0.00	0.00	12.9	91,500.00	
59965 Bank Service Charges	589.13	7,500.00	2,294.52	78.00	78.00	31.6	5,127.48	
59999 Expense-Other	-73.60	2,000.00	353.87	0.00	0.00	17.7	1,646.13	
71000 Transfer Out	1,171,855.82	15,047,607.00	5,147,775.40	179,269.15	179,269.15	35.4	9,720,562.45	
01 Education Fund	1,171,855.82	15,387,607.00	5,147,775.40	179,269.15	179,269.15	34.6	10,060,562.45	

Richland Community College

ACCOUNT SUMMARY

OCT 1415

Fund: Operations & Maint Acct Description	Month Actual	Full Year Budget	Year to Date		Encumbered	Pct	Variance
			Actual	Encumbered			
51100 Administrative Staff Sal	5,554.92	66,781.00	22,219.64	0.00	0.00	33.3	44,561.36
51200 Professional/Tech Salary	2,190.38	26,942.00	8,761.52	0.00	0.00	32.5	18,180.48
51400 Supervisory Staff Salary	9,572.84	116,680.00	38,291.36	0.00	0.00	32.8	78,388.64
51610 F/T Classified Salary	2,140.66	32,000.00	19,881.04	0.00	0.00	62.1	12,118.96
51700 Custodial/Maint Stf Sal	13,693.27	176,167.00	53,785.42	0.00	0.00	30.5	122,381.58
51800 Student Workers Salary	0.00	3,500.00	0.00	0.00	0.00	.0	3,500.00
51918 Overtime Wages	193.35	9,000.00	3,242.57	0.00	0.00	36.0	5,757.43
52080 SURS-RetireeHealthContri	166.74	2,093.00	669.01	0.00	0.00	32.0	1,423.99
52101 Group Medical Ins	7,964.41	96,901.00	32,239.41	0.00	0.00	33.3	64,661.59
52102 Group Dental Ins	322.90	3,839.00	1,291.60	0.00	0.00	33.6	2,547.40
52104 Group Life Ins	135.58	1,792.00	545.52	0.00	0.00	30.4	1,246.48
52105 Group LTD Ins	83.08	1,088.00	334.26	0.00	0.00	30.7	753.74
52750 Staff/Family Waivers	0.00	0.00	3,144.00	0.00	0.00	.0	-3,144.00
53400 Equip Repair/Maint Agree	2,120.11	62,000.00	11,628.63	15,826.06	15,826.06	44.3	34,545.31
53405 Telephone Maint Agree	0.00	10,000.00	0.00	10,816.04	10,816.04	108.2	-816.04
53410 Custodial Services	60,518.85	389,430.00	117,637.70	240,664.30	240,664.30	92.0	31,128.00
53415 Security	1,160.00	12,355.00	11,794.42	560.58	560.58	100.0	0.00
53420 Building Repair/Maint	0.00	7,000.00	0.00	0.00	0.00	.0	7,000.00
53900 Contractual-Other	5,826.39	26,575.00	9,652.78	0.00	0.00	36.3	16,922.22
53910 Pest Control	846.32	13,650.00	2,976.32	5,680.00	5,680.00	63.4	4,993.68
53915 Snow/Grounds	400.00	11,000.00	1,725.33	1,000.00	1,000.00	24.8	8,274.67
54101 Office Supplies	0.00	900.00	0.00	0.00	0.00	.0	900.00
54102 Instructional Supplies	0.00	1,750.00	0.00	0.00	0.00	.0	1,750.00
54104 Maintenance Supplies	8,194.31	112,887.00	21,768.63	29,626.80	29,626.80	45.5	61,491.57
54105 Vehicle Expense	1,826.92	19,500.00	4,820.66	5,228.51	5,228.51	51.5	9,450.83
54107 Wind Turbine Maintenance	0.00	20,000.00	0.00	5,500.00	5,500.00	27.5	14,500.00
54200 Printing	262.68	850.00	440.68	0.00	0.00	51.8	409.32
54400 Materials	3,655.06	2,420.00	3,655.06	74.38	74.38	154.1	-1,309.44
54402 Postage	84.45	350.00	134.05	0.00	0.00	38.3	215.95
54408 Computer Software	0.00	3,600.00	1,800.00	0.00	0.00	50.0	1,800.00
54600 Publications & Dues	50.00	1,650.00	197.61	0.00	0.00	12.0	1,452.39
54700 Advertising	56.99	300.00	137.05	0.00	0.00	45.7	162.95
54910 Uniforms	205.35	6,000.00	726.75	1,848.25	1,848.25	42.9	3,425.00
55100 Meeting Expense	0.00	100.00	86.63	0.00	0.00	86.6	13.37
55150 Registration Fees	0.00	900.00	0.00	0.00	0.00	.0	900.00
55200 Travel-In State	0.00	1,600.00	294.08	0.00	0.00	18.4	1,305.92
56100 Facility Rental	10,949.25	146,305.00	45,297.00	87,594.04	87,594.04	90.8	13,413.96
56200 Equipment Rental	0.00	2,800.00	0.00	0.00	0.00	.0	2,800.00
56600 Install Pymt Lease/Purch	6,647.00	79,764.00	25,494.80	53,176.00	53,176.00	98.6	1,093.20
56750 Property Taxes	0.00	8,900.00	943.25	0.00	0.00	10.6	7,956.75
57150 Propane	0.00	7,500.00	0.00	0.00	0.00	.0	7,500.00
57300 Electricity	25,102.86	393,099.00	85,091.54	0.00	0.00	21.6	308,007.46
57400 Water,Sewage	2,085.02	27,300.00	8,488.13	0.00	0.00	31.1	18,811.87
57500 Telephone	4,813.06	44,700.00	16,767.92	972.00	972.00	39.7	26,960.08
57600 Refuse Disposal	1,483.73	20,250.00	5,386.60	7,927.36	7,927.36	65.7	6,936.04
57700 Telecommunications	0.00	5,350.00	680.46	0.00	0.00	12.7	4,669.54
71000 Transfer Out	178,306.48	1,977,568.00	562,031.43	466,494.32	466,494.32	52.0	949,042.25
02 Operations & Maint	178,306.48	1,977,568.00	562,031.43	466,494.32	466,494.32	52.0	949,042.25

Richland Community College
Expenditure Summary by Cost Center
For the month of October
33% of Fiscal Year 1415

	Budget 1415	** Actual 10/31/2014	** Expended %	** Encumbered %	*** Unencumbered	****
Fund: Education Fund						
Costs for Office of Stu and Acad						
GED-AB & ASE	10,064.00	3,063.60	30.44	.00	7,000.40	69.56
DOC General Studies	43,850.00	13,120.80	29.92	.00	30,729.20	70.08
Honors Program	6,117.00	751.63	12.29	.00	5,365.37	87.71
Online Learning	148,674.00	43,268.72	29.10	.00	105,405.28	70.90
Dual Credit	15,000.00	.00	.00	.00	15,000.00	100.00
Diversity	6,755.00	4.52	.07	.00	6,750.48	99.93
Student Relations	1,000.00	.00	.00	.00	1,000.00	100.00
Total Office of Stu and Acad	231,460.00	60,209.27	26.01	.00	171,250.73	73.99
Costs for Business and Technology						
Business/Technology/Dean	157,028.71	48,183.21	30.68	.00	108,845.50	69.32
Accounting/Business	300,958.00	105,376.69	35.01	573.31	195,008.00	64.80
Culinary Arts	221,280.00	86,805.04	39.23	19,464.75	115,010.21	51.97
Information Tech-OccTech	232,983.00	75,852.27	32.56	1,510.38	155,620.35	66.79
Office Tech-Bus Occ	141,800.19	55,315.16	39.01	99.95	86,385.08	60.92
Agribusiness-OccTech	450.00	.00	.00	.00	450.00	100.00
Automotive-Tech Occ	111,901.85	43,236.58	38.64	1,539.98	67,125.29	59.99
Collision Repair Tech	57,512.00	9,801.43	17.04	849.37	46,861.20	81.48
Drafting/Design/Engineer	77,005.00	15,149.82	19.67	198.50	61,656.68	80.07
Diesel Med/Hvy Trk Tech	64,257.00	9,175.72	14.28	910.95	54,170.33	84.30
Engineering-Baccal	2,500.00	6,028.23	241.13	.00	-3,528.23	-141.13
Heating,Vent,AC-Tech Occ	116,943.00	46,730.85	39.96	.00	70,212.15	60.04
Horticulture-Bus Occup	379,784.00	128,150.65	33.74	318.55	251,314.80	66.17
Welding-Technical Occ	213,857.00	75,763.87	35.43	4,931.58	133,161.55	62.27
Health Information Tech	180,856.25	47,890.90	26.48	.00	132,965.35	73.52
Hospitality Management	59,951.00	.00	.00	.00	59,951.00	100.00
Total Business and Technology	2,319,067.00	753,460.42	32.49	30,397.32	1,535,209.26	66.20
Costs for Comm, Ed, Hum and Fine A						
Humanities - Dean	183,673.00	58,681.16	31.95	1,558.20	123,433.64	67.20
Art-Baccalaureate	158,533.00	55,108.61	34.76	53.86	103,370.53	65.20
Erlanson Art Gallery	10,680.00	3,633.00	34.02	.00	7,047.00	65.98
African Amer Stu-Baccal	47,532.00	17,914.99	37.69	.00	29,617.01	62.31
Engl/Human/Journal-Bacca	884,311.00	331,233.12	37.46	.00	553,077.88	62.54
Foreign Lang-Baccal	103,277.00	34,068.70	32.99	.00	69,208.30	67.01
Music-Baccalaureate	22,505.00	12,580.70	55.90	.00	9,924.30	44.10
Dance-Baccalaureate	2,045.00	.00	.00	.00	2,045.00	100.00
Philosophy-Baccalaureate	120,195.00	42,301.53	35.19	.00	77,893.47	64.81
Speech/Forensic/Drama	118,270.00	54,752.95	46.29	.00	63,517.05	53.71
Theatre-Baccalaureate	.00	278.75	.00	.00	-278.75	.00
EarlyChildhoodEduc-AAS	94,836.00	23,816.11	25.11	.00	71,019.89	74.89
Education-Baccalaureate	53,934.00	12,025.79	22.30	290.00	41,618.21	77.17
Total Comm, Ed, Hum and Fine	1,799,791.00	646,395.41	35.92	1,902.06	1,151,493.53	63.98

Richland Community College
 Expenditure Summary by Cost Center
 For the month of October
 33% of Fiscal Year 1415

	Budget 1415	** Actual Expended ** 10/31/2014	Encumbered	*** Unencumbered ****	%
Costs for Math and Sciences					
Math-Baccalaureate	530,046.00	197,354.56	37.23	.00	62.77
Phys Sci/Physic-Baccal	108,706.00	28,972.44	26.65	142.00	73.22
Biology-Baccalaureate	414,922.00	168,841.47	40.69	28.99	59.30
General Science	2,340.00	1,863.99	79.66	.00	20.34
Chemistry-Baccalaureate	139,789.00	41,674.55	29.81	.00	70.19
Earth Science-Baccal	14,607.00	4,930.06	33.75	.00	66.25
Economics-Baccalaureate	67,872.00	23,922.43	35.25	.00	64.75
Fire Science-Tech Occ	77,836.00	23,999.93	30.83	531.47	68.48
Health Rd/Rec-Baccal	6,208.00	1,408.80	22.69	.00	77.31
History-Baccalaureate	193,797.00	68,407.25	35.30	.00	64.70
CriminalJustice-Tech Occ	37,406.00	11,724.85	31.34	.00	68.66
Political Sci-Baccal	21,740.00	7,904.68	36.36	.00	63.64
Psychology-Baccalaureate	230,316.00	79,190.18	34.38	.00	65.62
Sociology-Baccalaureate	129,413.00	43,872.93	33.90	.00	66.10
Math/Science Dean	145,352.00	43,377.56	29.84	3,216.17	67.94
Total Math and Sciences	2,120,350.00	747,445.68	35.25	3,918.63	64.56
Costs for Health Professions					
HealthProfessions Dean	233,274.00	78,253.37	33.55	192.96	66.37
Allied Health	191,961.00	74,824.66	38.98	563.56	60.73
Human Simulator	84,846.00	28,486.53	33.50	785.20	65.50
Radiology Tech-Hlth Occ	213,435.00	87,675.34	41.08	1,952.32	58.01
Surgical Tech-Health Occ	216,047.00	87,839.77	40.66	200.00	59.25
Nursing LPN -Health Occ	129,792.00	44,147.15	34.01	1,323.10	64.97
AAS Nursing -Health Occ	818,659.00	266,674.65	32.57	4,609.74	66.86
Total Health Professions	1,888,014.00	667,901.47	35.38	9,626.88	64.11
Costs for Enrollment Services					
Admission and Recruitmen	281,909.00	89,740.00	31.83	.00	68.17
Academic Success	356,681.00	109,973.52	30.83	1,264.98	68.81
Math Enrichment Center	46,638.00	14,070.34	30.17	.00	69.83
Advising and Records	273,690.00	96,214.07	35.15	124.30	64.80
Counseling Services	283,154.00	83,723.88	29.57	145.58	70.38
Career Services	6,034.00	382.84	6.34	118.60	91.69
Student Support	53,204.00	23,966.70	45.05	.00	54.95
Fin Aid & Vet Affairs	313,817.00	102,703.07	32.73	.00	67.27
Total Enrollment Services	1,615,127.00	520,774.42	32.24	1,653.46	67.65
Costs for Academic Support-LRC					
LRC Audio Visual	15,800.00	5,021.14	31.78	1,996.39	55.59
LRC	325,855.00	128,086.65	39.31	24,156.76	53.28
Total Academic Support-LRC	341,655.00	133,107.79	38.96	26,153.15	53.39

Richland Community College
 Expenditure Summary by Cost Center
 For the month of October
 33% of Fiscal Year 1415

	Budget 1415	** Actual 10/31/2014	Expended %	** Encumbered	*** Unencumbered	**** %
Enrollment/Retention Svcs	170,984.00	55,479.07	32.45	623.20	114,881.73	67.19
Total Retention Services	170,984.00	55,479.07	32.45	623.20	114,881.73	67.19
Costs for Technical Services Supp						
Networking Support	90,950.00	87,555.12	96.27	1,695.00	1,699.88	1.87
Academic Lab Support	40,468.00	29,064.69	71.82	1,872.29	9,531.02	23.55
Technical Services Support	237,280.00	73,982.57	31.18	.00	163,297.43	68.82
Total Technical Services Supp	368,698.00	190,602.38	51.70	3,567.29	174,528.33	47.34
Costs for Institutional Support						
Dean Academic Support	.00	2.66	.00	.00	-2.66	.00
Fairview Park Plaza	25,512.00	6,388.89	25.04	.00	19,123.11	74.96
Clinton Center	53,791.00	16,168.73	30.06	.00	37,622.27	69.94
Administrative Info Syst	424,647.00	233,964.45	55.10	.00	190,682.55	44.90
VP Economic Development	157,050.00	52,356.87	33.34	.00	104,693.13	66.66
Board of Trustees	64,480.00	19,887.75	30.84	.00	44,592.25	69.16
Presidents Office	564,873.00	177,174.20	31.37	6,587.23	381,111.57	67.47
Business Office	355,605.00	118,704.13	33.38	953.67	235,947.20	66.35
Vice Pres Fin & Admin	195,962.00	63,785.54	32.55	547.20	131,629.26	67.17
VP Academic Services	285,249.00	95,959.93	33.64	480.00	188,809.07	66.19
General Expenses	266,587.00	78,202.63	29.33	13,542.00	174,842.37	65.59
Copiers	39,835.00	10,452.28	26.24	32,660.07	-3,277.35	-8.23
Copy Center	97,806.00	32,154.95	32.88	.00	65,651.05	67.12
Graphics	117,758.00	26,477.83	22.48	.00	91,280.17	77.52
Marketing	321,346.00	91,284.78	28.41	35,296.20	194,765.02	60.61
Employee Relations	8,000.00	.00	.00	.00	8,000.00	100.00
Human Resources	235,895.00	71,919.14	30.49	5,794.80	158,181.06	67.06
Instituti Effectiveness	166,468.00	51,970.76	31.22	295.00	114,202.24	68.60
Faculty/Staff Developmt	15,950.00	8,474.97	53.13	.00	7,475.03	46.87
Foundations Development	224,741.00	72,911.02	32.44	.00	151,829.98	67.56
Total Institutional Support	3,621,555.00	1,228,241.51	33.91	96,156.17	2,297,157.32	63.43
Costs for Scholarship and Waivers						
Waivers	413,000.00	104,691.00	25.35	.00	308,309.00	74.65
Chargeback	40,000.00	1,521.50	3.80	.00	38,478.50	96.20
Total Scholarship and Waivers	453,000.00	106,212.50	23.45	.00	346,787.50	76.55
Student Life	117,906.00	37,945.48	32.18	.00	79,960.52	67.82
Transfer Out	340,000.00	.00	.00	.00	340,000.00	100.00
Total Education Fund	15,387,607.00	5,147,775.40	33.45	173,998.16	10,065,833.44	65.42

Richland Community College
 Expenditure Summary by Cost Center
 For the month of October
 33% of Fiscal Year 1415

	Budget 1415	** Actual 10/31/2014	** %	Encumbered	*** Unencumbered	**** %
Fund: Operations & Maint						
Costs for Maintenance						
Building Additions	.00	2,595.20	.00	.00	-2,595.20	.00
Renovations / Remodeling	9,000.00	8,481.45	94.24	74.38	444.17	4.94
Maintenance	432,536.00	129,616.14	29.97	40,255.19	262,664.67	60.73
Custodial	366,587.00	114,438.94	31.22	217,728.46	34,419.60	9.39
Grounds	39,284.00	9,083.38	23.12	17,256.00	12,944.62	32.95
Security	32,862.00	19,678.49	59.88	560.58	12,622.93	38.41
College Vehicle	19,500.00	4,820.66	24.72	5,228.51	9,450.83	48.47
Utilities	438,500.00	97,835.03	22.31	23,736.97	316,928.00	72.28
Administration O & M	239,440.00	80,098.09	33.45	.00	159,341.91	66.55
General O & M	14,950.00	2,023.39	13.53	.00	12,926.61	86.47
Shilling Center - O/M	8,000.00	.00	.00	.00	8,000.00	100.00
Clinton Center O&M	96,710.00	31,841.59	32.92	58,415.11	6,453.30	6.67
Fairview Plaza O&M	73,500.00	21,602.36	29.39	36,927.36	14,970.28	20.37
CSI Building O&M	9,290.00	907.08	9.76	1,427.76	6,955.16	74.87
Macon Co Soil & Water Bd	74,680.00	21,465.67	28.74	39,520.00	13,694.33	18.34
Sequestration Bldg O&M	25,180.00	8,136.89	32.31	8,800.00	8,243.11	32.74
Workforce Development Ct	97,549.00	9,407.07	9.64	16,564.00	71,577.93	73.38
Total Maintenance	1,977,568.00	562,031.43	28.42	466,494.32	949,042.25	47.99
Total Operations & Maint						
	1,977,568.00	562,031.43	28.42	466,494.32	949,042.25	47.99

Richland Community College
 Expenditure Summary by Cost Center
 For the month of October
 33% of Fiscal Year 1415

	Budget 1415	** Actual Expended 10/31/2014	** %	Encumbered	*** Unencumbered	**** %
Fund: Oper & Maint Restricted						
Fitness Center	86,566.00	78,473.68	90.65	8,089.00	3.32	.00
Culinary Arts	35,000.00	44,038.62	125.82	-8,694.98	-343.64	-.98
Automotive-Tech Occ	39,725.00	123,608.60	311.16	-83,946.77	63.17	.16
Collision Repair Tech	282,961.00	30,009.85	10.61	.00	252,951.15	89.39
Diesel Med/Hvy Trk Tech	225,275.00	31,870.90	14.15	192,070.70	1,333.40	.59
Welding-Technical Occ	26,204.00	267.75	1.02	25,934.81	1.44	.01
NetworkingSupport	25,000.00	22,361.51	89.45	.00	2,638.49	10.55
General Expenses	49,904.00	45,367.75	90.91	.00	4,536.25	9.09
Building Additions	3,065,500.00	920,033.41	30.01	9,653.58	2,135,813.01	69.67
Renovations / Remodeling	1,174,700.00	.00	.00	.00	1,174,700.00	100.00
Maintenance	18,300.00	2,786.89	15.23	.00	15,513.11	84.77
Custodial	200.00	151.24	75.62	.00	48.76	24.38
Total Oper & Maint Restricted	5,029,335.00	1,298,970.20	25.83	143,106.34	3,587,258.46	71.33

Fund: Bond & Interest Fund

Costs for Bond and Interest	2,438,783.00	886,533.75	36.35	.00	1,552,249.25	63.65
Bond & Interest						
Total Bond & Interest Fund	2,438,783.00	886,533.75	36.35	.00	1,552,249.25	63.65

Richland Community College
 Expenditure Summary by Cost Center
 For the month of October
 33% of Fiscal Year 1415

	Budget 1415	** Actual Expended ** 10/31/2014	%	Encumbered	*** Unencumbered ****	%
Fund: Auxiliary Enterprises						
Costs for Auxiliary Services						
Child Care Services	206,166.00	61,521.90	29.84	5,654.72	138,989.38	67.42
CulinaryRestaurant	44,500.00	10,235.08	23.00	10,296.98	23,967.94	53.86
Coffee House	45,900.00	15,752.10	34.32	6,911.07	23,236.83	50.62
Garden Center Ag/Hort	31,465.00	1,682.23	5.35	850.78	28,931.99	91.95
Fitness Center	60,000.00	21,097.98	35.16	.00	38,902.02	64.84
Theatre Productions	31,340.00	11,556.41	36.87	.00	19,783.59	63.13
Outdoor Exposition SpcEv	161,498.00	39,157.58	24.25	.00	122,340.42	75.75
Total Auxiliary Services	580,869.00	161,003.28	27.72	23,713.55	396,152.17	68.20
Costs for Business/Community Educa						
Credit	308,798.00	92,634.77	30.00	35,473.73	180,689.50	58.51
NonCredit	276,508.00	74,398.64	26.91	7,192.51	194,916.85	70.49
Business&IndustryAdmin	164,877.00	62,396.14	37.84	803.68	101,677.18	61.67
Total Business/Community Educ	750,183.00	229,429.55	30.58	43,469.92	477,283.53	63.62
Costs for Institutional Support						
Copy Center	84,979.00	19,860.37	23.37	33,928.78	31,189.85	36.70
Total Auxiliary Enterprises	1,416,031.00	410,293.20	28.97	101,112.25	904,625.55	63.88

Richland Community College
Expenditure Summary by Cost Center
For the month of October
33% of Fiscal Year 1415

	Budget 1415	** Actual Expended ** 10/31/2014	Encumbered %	*** Unencumbered *** %
Fund: Restricted Purposes Fd				
Costs for Grants				
Child Care Services	30,000.00	11,800.27	39.33	.00
Culinary/Restaurant	1,750.00	2,687.46	153.57	.00
Coffee House	3,750.00	4,600.31	122.67	.00
Instruction-Other	178,173.00	2,809.27	1.58	.00
8th Grade Career Fair	300.00	.00	.00	.00
Student Activities	225,819.19	78,866.74	34.92	.00
Partner's Salute	4,450.00	.00	.00	.00
YouthLeadershipInstitute	2,900.00	914.46	31.53	.00
College Fair	3,905.00	1,116.80	28.60	.00
PIE-Career On Wheels	150.00	.00	.00	.00
PIE Admin	73,020.00	24,809.84	33.98	.00
Business/TechnologyDean	3,800.00	2,072.02	54.53	.00
Culinary Arts	3,000.00	2,136.05	71.20	.00
Information Tech-OccTech	37,196.00	8,171.14	21.97	.00
Diesel Med/Hvy Trk Tech	7,571.00	.00	.00	.00
Heating,Vent,AC-Tech Occ	2,750.00	408.38	14.85	.00
Horticulture-Bus Occup	44,656.83	24,437.29	54.72	.00
Welding-Technical Occ	336,490.00	5,431.90	1.61	.00
Health Information Tech	1,500.00	.00	.00	.00
Hospitality Management	52,017.98	32,593.07	62.66	.00
Art-Baccalaureate	1,600.00	.00	.00	.00
Erlanson Art Gallery	3,500.00	165.00	4.71	.00
Biology-Baccalaureate	1,000.00	10.58	1.06	.00
Radiology Tech-Hlth Occ	25,000.00	.00	.00	.00
Surgical Tech-Health Occ	11,948.00	11,724.42	98.13	.00
AAS Nursing -Health Occ	1,700.00	.00	.00	.00
Admission and Recruitment	2,550.00	.00	.00	.00
Academic Success	3,000.00	195.94	6.53	.00
Advising and Records	3,500.00	624.95	17.86	.00
Student Services Records	31,499.90	7,916.36	25.13	.00
Counseling Services	21,050.00	.00	.00	.00
Fin Aid & Vet Affairs	1,450.00	598.61	41.28	.00
LRC	20,170.00	2,085.19	10.34	.00
Enrollment/RetentionSvcs	.00	191.81	.00	.00
Online Learning	5,200.00	5,466.84	105.13	.00
Academic Lab Support	2,000.00	2,561.64	128.08	.00
TechnicalServicesSupport	67,950.00	21,220.76	31.23	.00
Student Servs-Counseling	154,837.15	42,223.97	27.27	.00
Commercial Custodial	64,764.95	33,922.66	52.38	.00
Career Technologies	66,220.21	65,575.36	99.03	.00
CTEI Grant - DOC	5,252.09	4,209.49	80.15	.00
DOC-Perkins	249.84	1,012.56	405.28	.00
ConstructionOccu-DOC	32,633.64	20,229.26	61.99	.00
Fairview Park Plaza	10,150.00	1,095.20	10.79	.00
CommunityService	145,684.10	59,605.08	40.91	.00
Sequestration Proj	93,746.12	85,453.29	91.15	.00
Administrative Info Syst	16,000.00	.00	.00	.00

Richland Community College
Expenditure Summary by Cost Center
For the month of October
33% of Fiscal Year 1415

	Budget 1415	** Actual Expended ** 10/31/2014	** %	Encumbered	*** Unencumbered ***	*** %
VP Economic Development	.00	997.01	.00	.00	-997.01	.00
Presidents Office	.00	292.88	.00	.00	-292.88	.00
Business Office	8,827.00	2,532.83	28.69	.00	6,294.17	71.31
Community Relations	12,153.00	2,809.38	23.12	.00	9,343.62	76.88
General Expenses	60,923.21	50,252.43	82.48	375.00	10,295.78	16.90
Graphics	6,800.00	3,554.00	52.26	.00	3,246.00	47.74
Marketing	1,650.00	.00	.00	.00	1,650.00	100.00
Administration General	67,378.28	55,160.75	81.87	.00	12,217.53	18.13
Faculty/Staff Developmt	20,253.00	6,101.43	30.13	849.00	13,302.57	65.68
Foundation&Development	1,750.00	1,623.22	92.76	.00	126.78	7.24
Maintenance	44,650.00	.00	.00	.00	44,650.00	100.00
Custodial	26,100.00	8,029.80	30.77	.00	18,070.20	69.23
Grounds	9,130.00	9,128.54	99.98	.00	1.46	.02
Student Life	3,000.00	521.82	17.39	.00	2,478.18	82.61
Grant-Administration	302,390.29	57,874.85	19.14	298.00	244,217.44	80.76
Grant-Non-Administration	17,253.00	2,809.27	16.28	.00	14,443.73	83.72
Grants-Training	1,829.09	.00	.00	.00	1,829.09	100.00
Grant-SupportServices	46,733.00	3,663.40	7.84	.00	43,069.60	92.16
Family Literacy	39,270.68	7,760.20	19.76	.00	31,510.48	80.24
Adult Literacy	27,082.25	3,031.67	11.19	.00	24,050.58	88.81
Instruction	90,772.05	29,454.69	32.45	913.72	60,403.64	66.54
Total Grants	2,593,799.85	814,542.14	31.40	317,504.07	1,461,753.64	56.36
Costs for Financial Aid						
Illinois Veterans Grant	193,000.00	56,032.00	29.03	.00	136,968.00	70.97
Post 9/11 Veterans Grant	115,000.00	52,971.43	46.06	.00	62,028.57	53.94
FoundationScholarships	475,000.00	9,409.75	1.98	.00	465,590.25	98.02
Direct Loans	1,900,000.00	773,358.00	40.70	.00	1,126,642.00	59.30
PELL	4,625,000.00	2,281,258.32	49.32	.00	2,343,741.68	50.68
Federal Work Study	17,985.00	1,443.77	8.03	.00	16,541.23	91.97
SEOG	69,213.00	23,400.00	33.81	.00	45,813.00	66.19
MAP	415,000.00	225,639.00	54.37	.00	189,361.00	45.63
Workforce Investment Sol	275,000.00	131,301.00	47.75	.00	143,699.00	52.25
IL National Guard Grant	18,000.00	11,868.00	65.93	.00	6,132.00	34.07
Total Financial Aid	8,103,198.00	3,566,681.27	44.02	.00	4,536,516.73	55.98
Total Restricted Purposes Fd	10,696,997.85	4,381,223.41	40.96	317,504.07	5,998,270.37	56.07

Richland Community College
Expenditure Summary by Cost Center
For the month of October
33% of Fiscal Year 1415

	Budget 1415	** Actual Expended 10/31/2014	** %	Encumbered	*** Unencumbered	**** %
Fund: Working Cash Fund						
Transfer Out	5,000.00	.00	.00	.00	5,000.00	100.00
Total Working Cash Fund	5,000.00	.00	.00	.00	5,000.00	100.00
Fund: Trust & Agency Fund						
Costs for Trust and Agency Club Expenses	80,500.00	24,741.34	30.73	172.00	55,586.66	69.05
Total Trust & Agency Fund	80,500.00	24,741.34	30.73	172.00	55,586.66	69.05
Fund: Audit Fund						
Costs for Institutional Support Business Office	15,142.00	5,070.67	33.49	.00	10,071.33	66.51
Costs for Audit Audit	44,200.00	40,200.00	90.95	4,000.00	.00	.00
Contingency	8,872.00	.00	.00	.00	8,872.00	100.00
Total Audit Fund	68,214.00	45,270.67	66.37	4,000.00	18,943.33	27.77
Fund: Liab, Protect, Settle						
Liab Protection & Settle	1,261,035.00	409,970.58	32.51	295,659.87	555,404.55	44.04
Total Liab, Protect, Settle	1,261,035.00	409,970.58	32.51	295,659.87	555,404.55	44.04

Richland Community College
 Bills Presented for Ratification
 OCT 1415

Vendor Name	Function	Object	Invoice Amount	Educational Fund	O & M Fund	Other Fund
A Action Equipment Co	Marketing	Advertising	677.50	677.50		
AAF International Corp	Maintenance	Maintenance Supplies	796.08		796.08	
ADM Trucking	Credit	Expense-Other	106.74			106.74
AEC Fire-Safety & Security Inc	Fire Science-Tech Occ	Instructional Supplie	388.65	388.65		
AFLAC		AFLAC	645.42	645.42		
AHEAD Membership	Academic Success	Publications & Dues	245.00	245.00		
ASCAP S&C Licensing	General Expenses	Publications & Dues	750.60	750.60		
AT&T	Utilities	Telephone	769.12		769.12	
AT&T	NetworkingSupport	Telecommunications	1,548.46	1,548.46		
AT&T	Fairview Plaza O&M	Telephone	168.92		168.92	
AT&T	Utilities	Telephone	447.37		447.37	
AT&T	Fairview Plaza O&M	Telephone	16.16		16.16	
AT&T	CommunityService	Telephone	327.37			327.37
AT&T	Utilities	Telephone	426.60		426.60	
AT&T	CommunityService	Telephone	71.76			71.76
AT&T	Fairview Plaza O&M	Telephone	169.42		169.42	
AT&T	NetworkingSupport	Telecommunications	1,549.67	1,549.67		
AT&T	Utilities	Telephone	747.06		747.06	
AT&T	Fairview Plaza O&M	Telephone	169.05		169.05	
AT&T	Utilities	Telephone	239.89		239.89	
AT&T	Utilities	Refuse Disposal	1,270.98		1,270.98	
Advanced Disposal Services	Outdoor Exposition Sp	Contractual-Other	56.72			56.72
Advanced Disposal Services	Welding-Technical Occ	Instructional Supplie	78.32	78.32		
Airweld Industrial Gases	Welding-Technical Occ	Equip Repair/Maint Ag	587.60	587.60		
Airweld Industrial Gases	Welding-Technical Occ	Instructional Supplie	928.54	928.54		
Airweld Industrial Gases	Welding-Technical Occ	Instructional Supplie	1,100.00			1,100.00
Alexis Fire Equipment	Utilities	Other Current Obligat	49.36		49.36	
AmerenIP	Clinton Center O&M	Electricity	280.02		280.02	
AmerenIP	Utilities	Electricity	312.83		312.83	
AmerenIP	Macon Co Soil & Water	Electricity	195.86		195.86	
AmerenIP	Sequestration Bldg O&	Electricity	547.76		547.76	
AmerenIP	Clinton Center O&M	Electricity	44.02		44.02	
AmerenIP	Utilities	Electricity	79.24		79.24	
AmerenIP	Building Additions	Electricity	4,610.45	4,610.45		
AmerenIP	Utilities	Electricity	3,899.61	3,899.61		
AmerenIP	Macon Co Soil & Water	Electricity	80.05		80.05	
AmerenIP	Utilities	Electricity	115.85		115.85	
AmerenIP	Fairview Plaza O&M	Electricity	89.45		89.45	
AmerenIP	Clinton Center O&M	Electricity	4.20		4.20	
AmerenIP	Fairview Plaza O&M	Electricity	79.83		79.83	
AmerenIP	Utilities	Electricity	398.14		398.14	
AmerenIP	Clinton Center O&M	Electricity	58.00		58.00	
AmerenIP	Sequestration Bldg O&	Electricity	527.63	527.63		
AmerenIP	Building Additions	Electricity	2,595.20	2,595.20		
AmerenIP	Macon Co Soil & Water	Electricity	122.95		122.95	
AmerenIP	Clinton Center O&M	Electricity	228.31		228.31	
AmerenIP	Utilities	Electricity	39.61		39.61	
AmerenIP	Utilities	Electricity	131.33		131.33	
AmerenIP	Utilities	Electricity	22.59		22.59	
AmerenIP	Utilities	PAGE TOTALS	28,795.29	7,399.76	19,732.94	1,662.59

Richland Community College
Bills Presented for Ratification
OCT 1415

Vendor Name	Function	Object	Invoice Amount	Educational Fund	O & M Fund	Other Fund
American Chemical Society	Chemistry-Baccalaurea	Publications & Dues	173.00	173.00		
American Express	Credit Card Pmt Clear		2,078.66	2,078.66		
American Heart Association	Presidents Office	Publications & Dues	1,000.00	1,000.00		
American Time & Signal Co	Maintenance	Equip Repair/Maint Ag	383.40		383.40	
Apple Computer	Instruction	Computer Software	383.76			383.76
Apple Computer	Instruction	Computer Software	1,532.00			1,532.00
Aramark - AUS St Louis MC Lockbo	Maintenance	Uniforms	43.45		43.45	
Aramark - AUS St Louis MC Lockbo	Maintenance	Uniforms	43.45		43.45	
Aramark - AUS St Louis MC Lockbo	Maintenance	Uniforms	43.45		43.45	
Aramark - AUS St Louis MC Lockbo	Maintenance	Uniforms	43.45		43.45	
Aramark - AUS St Louis MC Lockbo	Maintenance	Uniforms	43.45		43.45	
Archambault, Margaret	LearningAccommodation	Travel-In State	336.00	336.00		
Archambault, Margaret	Academic Success	Travel-In State Milea	336.00	336.00		
Area Disposal Service Inc	Clinton Center O&M	Refuse Disposal	62.75		62.75	
Arum, Richard	Grant-Administration	Contractual-Other	3,000.00			3,000.00
Arum, Richard	Grant-Administration	Travel-In State	285.65			285.65
Arum, Richard	VP Academic Services	Contractual-Other	500.00	500.00		
Auto Zone	Automotive-Tech Occ	Instructional Supplie	68.51	68.51		
Auto Zone	Automotive-Tech Occ	Instructional Supplie	118.07	118.07		
Auto Zone	Automotive-Tech Occ	Instructional Supplie	47.29	47.29		
Auto Zone	Automotive-Tech Occ	Instructional Supplie	104.48	104.48		
Auto Zone	Automotive-Tech Occ	Instructional Supplie	81.94	81.94		
Aydelot, Darrell	Theatre Productions	Contractual-Other	245.00			245.00
BDD Architects Inc	Building Additions	New Bldgs & Additions	266.12			266.12
Baldwin, Shelly L	HealthProfessions Dea	Travel-In State	59.36	59.36		
BearMail Co	Inventory-CentralStor		423.09	423.09		
Beck's Studio	Inventory-CentralStor		5.00	5.00		
Beck's Studio	Inventory-CentralStor		10.00	10.00		
Beck's Studio	Inventory-CentralStor		5.00	5.00		
Beck's Studio	Inventory-CentralStor		5.00	5.00		
Beck's Studio	Inventory-CentralStor		28.80	28.80		
Big R Farm Supply	Administration Genera	Equip Repair/Maint Ag	109.85			109.85
Black & Co	Maintenance	Maintenance Supplies	26.49		26.49	
Bodine Electric Inc	Building Additions	New Bldgs & Additions	7,496.52			7,496.52
Bodine Electric Inc	Building Additions	New Bldgs & Additions	8,017.27			8,017.27
Bodine Electric Inc	Building Additions	New Bldgs & Additions	1,363.20			1,363.20
Bodine Electric Inc	Building Additions	New Bldgs & Additions	5,006.00			5,006.00
Bodine Electric Inc	Building Additions	New Bldgs & Additions	6,298.73			6,298.73
Boomer, Daniel Claude	Engineering Technolog	Travel-In State	84.01	84.01		
Brauer, Douglas	Sequestration Proj	Travel-Out of State	202.17			202.17
BrickStreet Mutual Insurance	Liab Protection & Set	General Insurance	5,336.00			5,336.00
Busey Bank	Macon Co Soil & Water	Install Pynt Lease/Pu	4,490.00		4,490.00	
Busey Bank	Maintenance	Equip Repair/Maint Ag	50.00		50.00	
CDS Leasing	Copiers	Equipment Rental	295.63	295.63		
CDS Leasing	Copiers	Equipment Rental	60.00	60.00		
CDS Leasing	Copiers	Equipment Rental	280.00	280.00		
CDS Leasing	Copiers	Equipment Rental	524.12	524.12		
CDS Leasing	Copiers	Equipment Rental	90.00	90.00		
CDS Leasing	Copiers	Equipment Rental	92.00	92.00		
PAGE TOTALS			51,578.12	6,805.96	5,229.89	39,542.27

Richland Community College
Bills Presented for Ratification
OCT 1415

Vendor Name	Function	Object	Invoice Amount	Educational Fund	O & M Fund	Other Fund
CDS Leasing	Copiers	Equipment Rental	237.00	237.00		
CDS Leasing	Copiers	Equipment Rental	139.77	139.77		
CDS Leasing	Grant-Administration	Equipment Rental	150.00			150.00
CDS Leasing	Copiers	Equipment Rental	117.00	117.00		
CDS Leasing	Copiers	Equipment Rental	194.00	194.00		
CDS Leasing	Copiers	Equipment Rental	117.00	117.00		
CDS Office Technologies	Copiers	Printing	165.65	165.65		
CDS Office Technologies	Copiers	Printing	59.50	59.50		
CDS Office Technologies	Copiers	Printing	33.96	33.96		
CDS Office Technologies	Copiers	Printing	11.49	11.49		
CDWG Government Inc	TechnicalServicesSupp	Equipment-Service	733.15			733.15
CDWG Government Inc	Instruction	Computer Software	465.12			465.12
CDWG Government Inc	LRG Audio Visual	Heartland Academy Rec	2,700.00	2,700.00		
CDWG Government Inc	Academic Lab Support	Materials	749.64	749.64		
CDWG Government Inc	TechnicalServicesSupp	Computer Software	2,700.00	2,700.00		
CDWG Government Inc	Building Additions	Office Supplies	521.19	521.19		
CORE Construction	Building Additions	New Bldgs & Additions	496,674.00			496,674.00
CORE Construction	Building Additions	New Bldgs & Additions	995,047.00			995,047.00
Cardinal, Matthew S	Radiology Tech-Hlth O	Travel-In State Milea	317.52	317.52		
Central Illinois Jobs.com	Human Resources	Advertising	39.98	39.98		
Chambers, Kathy E	General Expenses	Travel-In State	99.29			99.29
Channing L Bete Co Inc	Allied Health	Instructional Supplie	186.72	186.72		
Chef Revival		Fees Pass Thru Culina	2,381.44	2,381.44		
Chef Revival	Culinary Arts	Materials	350.53	350.53		
Chef Revival		Fees Pass Thru Culina	141.76	141.76		
Christy-Foltz Inc	Renovations / Remodel	Contractual-Other	4,826.39		4,826.39	
City of Decatur		Accrued Sales Tax	19.28			19.28
City of Decatur		Accrued Sales Tax	167.80			167.80
City of Decatur IL	Macon Co Soil & Water	Water, Sewage	122.41		122.41	
City of Decatur IL	CSI Building O&M	Water, Sewage	53.51		53.51	
City of Decatur IL	Sequestration Bldg O&	Water, Sewage	116.72		116.72	
City of Decatur IL	Fairview Plaza O&M	Water, Sewage	52.54		52.54	
City of Decatur IL	CulinaryRestaurant	Publications & Dues	1,477.68			1,477.68
City of Decatur IL	Utilities	Water, Sewage	133.79	133.79		
City of Decatur IL	Fairview Plaza O&M	Electricity	122.66	122.66		
City of Decatur IL	Utilities	Water, Sewage	300.57	300.57		
City of Decatur IL	Utilities	Water, Sewage	351.12	351.12		
City of Decatur IL	Utilities	Water, Sewage	954.36	954.36		
Clinton Journal	Marketing	Advertising	149.00	149.00		
Cole, Jerry	CommunityService	Telephone	50.00			50.00
Cole, Jerry	CommunityService	Travel-In State	134.96			134.96
Comcast	Presidents Office	Telecommunications	120.96	120.96		
Comcast	LRG Audio Visual	Materials	17.91	17.91		
Confidential On-Site Paper	Business Office	Contractual-Other	181.27	181.27		
Consolidated Communications	Utilities	Telephone	610.67	610.67		
Constellation NewEnergy Gas Divi	Utilities	Electricity	-0.43	-0.43		
Constellation NewEnergy Gas Divi	Utilities	Electricity	151.71	151.71		
Constellation NewEnergy Gas Divi	Utilities	Electricity	137.50	137.50		
Constellation NewEnergy Gas Divi	Utilities	Electricity	8.31	8.31		
Constellation NewEnergy Gas Divi	Fairview Plaza O&M	Electricity	11,633.29	11,633.29		
		PAGE TOTALS	1,514,593.40		7,941.83	1,495,018.28

Richland Community College
Bills Presented for Ratification
OCT 1415

Vendor Name	Function	Object	Invoice Amount	Educational Fund	O & M Fund	Other Fund
Constellation NewEnergy Gas Divi	Macon Co Soil & Water Electricity		2.59		2.59	
Coon, Stuart L	Counseling Services	Travel-In State	296.64	296.64		
Crews, Denise, Dr	VP Academic Services	Telecommunications	60.00	60.00		
Cromwell Radio Group Inc	Marketing	Advertising	200.00	200.00		
Cromwell Radio Group Inc	Marketing	Advertising	200.00	200.00		
Cromwell Radio Group Inc	Marketing	Advertising	200.00	200.00		
Cromwell Radio Group Inc	Marketing	Advertising	200.00	200.00		
Cromwell Radio Group Inc	Marketing	Advertising	200.00	200.00		
Cromwell Radio Group Inc	Marketing	Advertising	200.00	200.00		
Cromwell Radio Group Inc	Marketing	Advertising	82.00	82.00		
Cromwell Radio Group Inc	Marketing	Advertising	303.24	303.24		
Cromwell Radio Group Inc	CommunityService	Advertising	5,390.00			5,390.00
Crowe, William R	Theatre Productions	RCC Foundation A/R	1,560.40	1,560.40		
Culbertson, James	Credit	Contractual-Other	500.00			500.00
DMH Corporate Health Services	Maintenance	Maintenance Supplies	55.00			55.00
DMH Corporate Health Services	Engineering Technology	Travel-In State	110.00		110.00	
Daum, John T	General Expenses	Travel-In State	78.00	78.00		
Dawson, Eric	Theatre Productions	Contractual-Other	33.60			33.60
Decatur Bolt Co Inc	Welding-Technical Occ	Instructional Supplie	245.00	4.26		245.00
Decatur Magazine	General Expenses	Publications & Dues	72.00	72.00		
Decatur Public Schools	General Expenses	RCC Foundation A/R	500.00	500.00		
Decatur Public Transit	Coffee House	Expense-Other	460.00	460.00		
Del's Popcorn Shop	Theatre Productions	Instructional Supplie	62.85			62.85
Dickinson, Dick	Club Expenses	Contractual-Other	245.00			245.00
Dove Inc	Maintenance	Donations/Gifts	143.00			143.00
Dunker Electric	NetworkingSupport	Maintenance Supplies	32.66		32.66	
Dunker Electric	Child Care Services	Equipment-Instruction	42.38			42.38
Dunker Electric	NetworkingSupport	Equipment-Service	470.40			470.40
Dunker Electric	Maintenance	Equipment-Instruction	96.02			96.02
Dunker Electric	Maintenance	Maintenance Supplies	61.23		61.23	
Dunker Electric	Renovations / Remodel	Maintenance Supplies	295.77		295.77	
Dust & Son Auto Supply	Collision Repair Tech	Equipment-Office	27.20			27.20
Dust & Son Auto Supply	Automotive-Tech Occ	Instructional Supplie	37.28	37.28		
Dust & Son Auto Supply	Collision Repair Tech	Materials	282.83	282.83		
Dust & Son Auto Supply	Collision Repair Tech	Instructional Supplie	-583.95	-583.95		
Dust & Son Auto Supply	Collision Repair Tech	Materials	282.83	282.83		
Dust & Son Auto Supply	Diesel Med/Hvy Trk Te	Materials	282.84	282.84		
Dust & Son Auto Supply	Automotive-Tech Occ	Materials	149.98	149.98		
Dust & Son Auto Supply	Automotive-Tech Occ	Materials	485.49	485.49		
Dust & Son Auto Supply	Automotive-Tech Occ	Materials	199.99	199.99		
Dust & Son Auto Supply	Collision Repair Tech	Instructional Supplie	111.40	111.40		
Dust & Son Auto Supply	Collision Repair Tech	Instructional Supplie	86.65	86.65		
Dust & Son Auto Supply	Collision Repair Tech	Materials	485.50	485.50		
Dust & Son Auto Supply	Diesel Med/Hvy Trk Te	Materials	200.00	200.00		
Dynagraphics Inc	GED-AB & ASE	Office Supplies	35.05	35.05		
Dynagraphics Inc	Advising and Records	Printing	35.05	35.05		
Dynagraphics Inc	TechnicalServicesSupp	Printing	35.06	35.06		
Dynagraphics Inc	Business/TechnologyDe	Printing	35.06	35.06		
		PAGE TOTALS	14,590.30	6,777.60	529.45	7,283.25

Richland Community College
Bills Presented for Ratification
OCT 1415

Vendor Name	Function	Object	Invoice Amount	Educational Fund	O & M Fund	Other Fund
Dynagraphics Inc	Presidents Office	Printing	35.06	35.06		
Dynagraphics Inc	Math Enrichment Cente	Printing	35.06	35.06		
ECIDC	Sequestration Proj	Registration Fees	1,000.00			
EBC of Decatur & Macon County	General Expenses	Publications & Dues	2,500.00	2,500.00		1,000.00
Elan Corporate Payment Systems		Credit Card Pmt Clear	40,488.63	40,488.63		
Elsevier Inc		Fees Pass Thru Nursin	-56.00	-56.00		
Elsevier Inc		Fees Pass Thru Nursin	-54.00	-54.00		
Elsevier Inc		Fees Pass Thru Nursin	47.00	47.00		
Elsevier Inc		Fees Pass Thru Nursin	27.00	27.00		
Elsevier Inc		Fees Pass Thru Nursin	342.00	342.00		
Elsevier Inc		Fees Pass Thru Nursin	-28.00	-28.00		
Elsevier Inc		Fees Pass Thru Nursin	1,274.00	1,274.00		
Enterprise	Club Expenses	Travel-In State	120.92			120.92
Enterprise	Club Expenses	Travel-In State	120.92			120.92
Enterprise	VP Economic Developme	Travel-In State	-96.02	-96.02		
Enterprise	Utilities	Refuse Disposal	60.00		60.00	
Evans Recycling Inc	College Vehicle	Vehicle Expense	2,083.97		2,083.97	
Evergreen FS-Stephens #24	Credit	Vehicle Expense	528.96			528.96
Evergreen FS-Stephens #24	Credit	Vehicle Expense	602.52			602.52
Evergreen FS-Stephens #24	Credit	Vehicle Expense	595.51			595.51
Fairview Park Plaza LLC	Fairview Plaza O&M	Facility Rental	4,615.92		4,615.92	
Fastenal Industrial Supply Co	Maintenance	Maintenance Supplies	7.91		7.91	
Feinstein, Jill E	Online Learning	Travel-In State	25.76	25.76		
Fidelity Investments		Misc Deductions	300.00	300.00		
First Student Inc	College Fair	Travel-In State	396.55			
FirstEnergy Solutions	Utilities	Electricity	15,519.71		15,519.71	
FirstEnergy Solutions	Utilities	Electricity	176.18		176.18	
FirstEnergy Solutions	Utilities	Electricity	150.06		150.06	
FirstEnergy Solutions	Utilities	Electricity	23.73		23.73	
FirstEnergy Solutions	Fairview Plaza O&M	Electricity	108.24		108.24	
FirstEnergy Solutions	Fairview Plaza O&M	Electricity	309.85		309.85	
Fleet Pride	Diesel Med/Hvy Trk Te	Instructional Supplie	198.93	198.93		
Fleet Pride	Diesel Med/Hvy Trk Te	Materials	499.95	499.95		
Fleet Pride	Diesel Med/Hvy Trk Te	Materials	76.00	76.00		
Fleet Pride	Diesel Med/Hvy Trk Te	Materials	499.00	499.00		
Fleet Pride	Diesel Med/Hvy Trk Te	Instructional Supplie	137.87	137.87		
Fleet Pride	Diesel Med/Hvy Trk Te	Instructional Supplie	86.86	86.86		
Fleet Pride	Diesel Med/Hvy Trk Te	Instructional Supplie	186.47	186.47		
Fleet Pride	Diesel Med/Hvy Trk Te	Materials	76.00	76.00		
Fought, Patrick W	Clinton Center O&M	Custodial Services	155.00		155.00	
Fought, Patrick W	Clinton Center O&M	Custodial Services	155.00		155.00	
Fought, Patrick W	Clinton Center O&M	Custodial Services	155.00		155.00	
Fought, Patrick W	Clinton Center O&M	Custodial Services	155.00		155.00	
Fought, Patrick W	Clinton Center O&M	Custodial Services	155.00		155.00	
Fought, Patrick W	Clinton Center O&M	Custodial Services	155.00		155.00	
Franczek Radelet	Board of Trustees	Legal Services-Admin	5,026.70	5,026.70		
Frontier	Clinton Center O&M	Telephone	151.22		151.22	
Fros, Janet M	Academic Success	Interpreter Salary	1,606.24	1,606.24		
Full Compass Systems	Theatre Productions	Materials	73.40			73.40
		PAGE TOTALS	80,810.08	53,234.51	24,136.79	3,438.78

Richland Community College
Bills Presented for Ratification
OCT 1415

Vendor Name	Function	Object	Invoice Amount	Educational Fund	O & M Fund	Other Fund
G F I Digital	Sequestration Proj	Printing	196.26			196.26
G F I Digital	Sequestration Proj	Printing	191.22			191.22
Garrett, Janean A	Admission and Recruit	Travel-In State	77.28	77.28		
Garver Feeds	Garden Center Ag/Hort	Materials	113.73			113.73
Genworth Life Insurance Co	Presidents Office	Group Life Ins	1,109.09	1,109.09		
Goodman, Vivian T	CommunityService	Telephone	90.00			90.00
Goodman, Vivian T	CommunityService	Travel-In State	170.30			170.30
Grainger Inc	Automotive-Tech Occ	Instructional Supplie	16.36	16.36		
Grainger Inc	Automotive-Tech Occ	Instructional Supplie	36.80	36.80		
Green Media Service Inc	Marketing	Advertising	1,021.00	1,021.00		
Green Media Service Inc	Marketing	Advertising	5,049.00	5,049.00		
Grey, Thomas	NonCredit	Contractual-Other	640.00			640.00
Griffin, Kaylie Marie	Club Expenses	Travel-In State	25.76			25.76
Griffin, Kaylie Marie	Club Expenses	Travel-In State	36.96			36.96
Grimm, Susan	Radiology Tech-Hlth O	Travel-In State Milea	192.64	192.64		
Grimm, Susan	Radiology Tech-Hlth O	Travel-In State Milea	192.64	192.64		
HSAC	CommunityService	Publications & Dues	100.00			100.00
Hahn-Kercheval Inc	Maintenance	Maintenance Supplies	191.62		191.62	
Hanover Insurance Group Co	Liab Protection & Set	General Insurance	9,094.79			9,094.79
Hanover Insurance Group Co	Liab Protection & Set	General Insurance	2,455.00			2,455.00
Hanover Insurance Group Co	Liab Protection & Set	General Insurance	1,875.00			1,875.00
Hanover Insurance Group Co	Liab Protection & Set	General Insurance	957.40			957.40
Harland Technology Services	LRC Audio Visual	Equip Repair/Maint Ag	876.00	876.00		
Harrison, Sandra D		Other Current Obligat	80.00			80.00
Harrington College of Design		College Fair Revenue-	55.00			55.00
Hartley, Chris	Theatre Productions	Contractual-Other	245.00			245.00
Haworth Inc	Culinary Arts	Equipment-Instruction	9,477.68			9,477.68
Heartland Bank & Trust Company	Bond & Interest	Defeasance Bonds Paya	550,000.00			550,000.00
Heartland Bank & Trust Company	Bond & Interest	Interest Expense	134,322.50			134,322.50
Heartland Bank & Trust Company	Bond & Interest	Bond Issuance Costs	500.00			500.00
Heartland Bank & Trust Company	Bond & Interest	Interest Expense	201,211.25			201,211.25
Heartland Bank & Trust Company	Bond & Interest	Bond Issuance Costs	500.00			500.00
Hoelting & Co	Culinary Arts	Instructional Supplie	52.75	52.75		
Hoelting & Co	Hospitality Managemen	Instructional Supplie	33.79			33.79
Hoelting & Co	Hospitality Managemen	Instructional Supplie	25.00			25.00
Hoelting & Co	Hospitality Managemen	Instructional Supplie	9.40			9.40
Hoelting & Co	Hospitality Managemen	Instructional Supplie	17.95			17.95
IBEA	Business/TechnologyDe	Publications & Dues	105.00	105.00		
ICCTA	Board of Trustees	Meeting Expense	150.00	150.00		
ICECO	Dean Workforce Develp	Publications & Dues	175.00	175.00		
IGA	Hospitality Managemen	Instructional Supplie	300.00			300.00
ILA	LRC	Publications & Dues	135.00	135.00		
IMACC	Math-Baccalaureate	Publications & Dues	350.00	350.00		
IMACC	Math-Baccalaureate	Publications & Dues	15.00	15.00		
Illini Supply Inc	Culinary Arts	Equipment-Instruction	1,702.80			1,702.80
Illini Supply Inc	General Expenses	Instructional Supplie	9,904.40			9,904.40
Illinois Federation of Teachers		Union Dues-RFT	2,256.54	2,256.54		
Illinois Federation of Teachers		Union Dues - Adjunct	116.98	116.98		
Illinois Federation of Teachers		Union Dues-RFT	2,256.54	2,256.54		
Illinois Federation of Teachers		PAGE TOTALS	938,706.43	14,183.62	191.62	924,331.19

Richland Community College
 Bills Presented for Ratification
 OCT 1415

Vendor Name	Function	Object	Invoice Amount	Educational Fund	O & M Fund	Other Fund
Illinois Federation of Teachers	Union Dues - Adjunct		116.98	116.98		
Illinois State Disbursement Unit	Wage Garnishment Orde		149.80	149.80		
Illinois State Disbursement Unit	Wage Garnishment Orde		108.33	108.33		
Illinois State Disbursement Unit	Wage Garnishment Orde		5.00	5.00		
Illinois State Disbursement Unit	Wage Garnishment Orde		108.33	108.33		
Illinois State Disbursement Unit	Wage Garnishment Orde		5.00	5.00		
Illinois State University	Club Expenses	Registration Fees	25.00		25.00	
Illinois State University	Club Expenses	Registration Fees	25.00		25.00	
Internal Revenue Service	Club Expenses	Misc Deductions	306.50	306.50		
JRCERT	Radiology Tech-Hlth O	Publications & Dues	945.00	945.00		
Jan Master Cleaning Services Inc	Custodial	Custodial Services	2,399.40		2,399.40	
Jan Master Cleaning Services Inc	Custodial	Custodial Services	23,625.00		23,625.00	
Jan Master Cleaning Services Inc	Macon Co Soil & Water	Custodial Services	450.00		450.00	
Jan Master Cleaning Services Inc	Sequestration Bldg O&	Custodial Services	1,100.00		1,100.00	
Jan Master Cleaning Services Inc	Liab Protection & Set	Custodial Services	266.60			266.60
Jan Master Cleaning Services Inc	Liab Protection & Set	Custodial Services	2,625.00			2,625.00
Jan Master Cleaning Services Inc	Building Additions	Custodial Services	558.00		558.00	
Jan Master Cleaning Services Inc	Building Additions	Custodial Services	2,046.00		2,046.00	
Jan Master Cleaning Services Inc	Outdoor Exposition Sp	Contractual-Other	403.00			403.00
Jason's Lawn Care	Clinton Center O&M	Snow/Grounds	400.00		400.00	
KONE Inc	Maintenance	Equip Repair/Maint Ag	327.73		327.73	
Kaskaskia Broadcasting Inc	Marketing	Advertising	388.70	388.70		
Key Equipment Finance	General Expenses	Equipment Rental	199.00			199.00
Key Equipment Finance	Administration Genera	Equipment Rental	210.00			210.00
Key Equipment Finance	Administration Genera	Equipment Rental	210.00			210.00
Keystone Homes	Clinton Center O&M	Facility Rental	6,333.33		6,333.33	
Kitchen Seed Company	Garden Center Ag/Hort	Materials	27.30			27.30
L E G Enterprises Inc	Club Expenses	Contractual-Other	1,050.00			1,050.00
Larrick, David S	Sequestration Proj	Materials	144.50			144.50
Lee Enterprises Inc	Marketing	Advertising	332.00	332.00		
Lee Enterprises Inc	Human Resources	Advertising	1,195.70	1,195.70		
Lee Enterprises Inc	Maintenance	Advertising	56.99		56.99	
Lee, Katherine B	Surgical Tech-Health	Travel-In State	85.12	85.12		
Lee, Katherine B	Surgical Tech-Health	Travel-In State Milea	70.56	70.56		
Life Fitness	Fitness Center	Equipment-Instruction	5,811.96			5,811.96
LoMastro & Assoc	Credit	Contractual-Other	2,414.72			2,414.72
Lowe's Home Centers Inc	Child Care Services	Equipment-Supplies	942.55			942.55
Lowe's Home Centers Inc	Maintenance	Maintenance Supplies	108.46		108.46	
MEM Fundraising	Club Expenses	Contractual-Other	1,786.80			1,786.80
MJ Kellner	CulinaryRestaurant	Materials	1,207.93			1,207.93
MR Systems Wireless	Clinton Center O&M	Telephone	57.00		57.00	
MRE Benefit Admin Systems	Group Insurance	Group Insurance	32,797.44	32,797.44		
MRE Benefit Admin Systems	Health Insurance	Health Insurance	199,189.16	199,189.16		
Macon County Sheriffs Dept	CommunityService	Stipends	4,000.00			4,000.00
Macon Resources Inc	Allied Health	Laundry/Linen Supplie	53.90	53.90		
Main Street Church of the	CommunityService	Facility Rental	150.00			150.00
Main Street Church of the	CommunityService	Facility Rental	250.00			250.00
Mangle Management Systems	Credit	Meals	388.25			388.25
Mangle Management Systems	Club Expenses	Contractual-Other	250.51			250.51
		PAGE TOTALS	295,707.55	235,857.52	37,461.91	22,388.12

Richland Community College
Bills Presented for Ratification
OCT 1415

Vendor Name	Function	Object	Invoice Amount	Educational Fund	O & M Fund	Other Fund
Mangle Management Systems	Presidents Office	Meeting Expense	285.00	285.00		
Mangle Management Systems	Office Tech-Bus Occ	Meeting Expense	60.63	60.63		
Mangle Management Systems	Health Information Te	Meeting Expense	60.62	60.62		
Mangle Management Systems	VP Academic Services	Meeting Expense	146.75	146.75		
Mangle Management Systems	Presidents Office	Meeting Expense	130.00	130.00		
Maroa-Forsyth Comm Unit Schools	College Fair	Travel-In State	253.58			253.58
Marquis Beverage Service	Coffee House	Instructional Supplie	978.35			978.35
Marquis Beverage Service	Coffee House	Instructional Supplie	988.10			988.10
McDonald, Michael	Theatre Productions	Contractual-Other	245.00			245.00
Medical Inventory Control	Surgical Tech-Health	Equipment-Instruction	11,724.42			11,724.42
Menard Inc	LRC	Audio Visual Material	19.14	19.14		
Menard Inc	Theatre Productions	Materials	297.41			297.41
Menard Inc	Maintenance	Maintenance Supplies	27.27		27.27	
Menard Inc	Culinary Arts	Materials	51.96	51.96		
Menard Inc	Maintenance	Maintenance Supplies	19.12		19.12	
Menard Inc	Maintenance	Maintenance Supplies	22.02		22.02	
Menard Inc	Renovations / Remodel	Equipment-Office	670.15		670.15	
Menard Inc	Maintenance	Maintenance Supplies	56.88		56.88	
Menard Inc	Renovations / Remodel	Equipment-Office	40.94		40.94	
Menard Inc	Foreign Lang-Baccal	Instructional Supplie	92.75	92.75		
Menard Inc	Renovations / Remodel	Equipment-Office	64.36		64.36	
Mercer Cutlery		Other Rec-Employees	195.00	195.00		
Mercer Cutlery		Fees Pass Thru Culina	3,120.00	3,120.00		
Midland Paper Company	Copy Center	Materials	69.80			69.80
Midland Paper Company	Copy Center	Materials	241.57			241.57
Midland Paper Company	Copy Center	Materials	76.16			76.16
Midland Paper Company	Copy Center	Materials	82.12			82.12
Midwest Fiber Inc of Decatur	Utilities	Refuse Disposal	90.00		90.00	
Millikin University	Marketing	Registration Fees	50.00	50.00		
Moore Medical Corp	AAS Nursing -Health O	Instructional Supplie	109.51	109.51		
Morgan Distributing Inc	Diesel Med/Hvy Trk Te	Instructional Supplie	78.07	78.07		
Mt Zion Chamber of Commerce	General Expenses	Publications & Dues	150.00	150.00		
NSC	NonCredit	Instructional Supplie	2,678.52			2,678.52
NSC	NonCredit	Publications & Dues	395.00			395.00
Napa Auto Parts	College Vehicle	Vehicle Expense	13.70		13.70	
Napa Auto Parts	College Vehicle	Vehicle Expense	81.09		81.09	
National League for Nursing	AAS Nursing -Health O	Publications & Dues	1,390.00	1,390.00		
Neuhoff Media Decatur	Marketing	Advertising	1,000.00	1,000.00		
Neuhoff Media Decatur	Marketing	Advertising	1,500.00	1,500.00		
Neuhoff Media Decatur	Marketing	Advertising	500.00	500.00		
Neuhoff Media Decatur	Marketing	Advertising	500.00	500.00		
Newman & Ullman Inc	Inventory-CentralStor	Inventory-CentralStor	124.35	124.35		
Newman & Ullman Inc	Custodial	Maintenance Supplies	171.30		171.30	
Newman & Ullman Inc	Custodial	Maintenance Supplies	191.10		191.10	
Newman & Ullman Inc	Inventory-CentralStor	Inventory-CentralStor	83.40	83.40		
Niemann Foods	Culinary Arts	Instructional Supplie	46.46	46.46		
Niemann Foods	Culinary Arts	Instructional Supplie	34.41	34.41		
Niemann Foods	Culinary Arts	Instructional Supplie	13.44	13.44		
Niemann Foods	Culinary Arts	Instructional Supplie	88.43	88.43		
		PAGE TOTALS	29,307.88	9,829.92	1,447.93	18,030.03

Richland Community College
 Bills Presented for Ratification
 OCT 1415

Vendor Name	Function	Object	Invoice Amount	Educational Fund	O & M Fund	Other Fund
Niemann Foods	Culinary Arts	Instructional Supplie	89.92	89.92		
Niemann Foods	Culinary Arts	Instructional Supplie	27.47	27.47		
Niemann Foods	Culinary Arts	Instructional Supplie	6.84	6.84		
Niemann Foods	Culinary Arts	Instructional Supplie	32.84	32.84		
Niemann Foods	Culinary Arts	Instructional Supplie	35.40	35.40		
Niemann Foods	Culinary Arts	Instructional Supplie	51.19	51.19		
Office Max		Inventory-CentralStor	599.44	599.44		
Oliver, Brooke D		Travel-In State Milea	483.84	483.84		
Orv Graham Radio Advertising Bro Marketing		Advertising	224.00	224.00		
Paige Company		Renovations / Remodel Equipment-Office	639.60		639.60	
Paige Company		Renovations / Remodel Materials	376.20		376.20	
Pasco Scientific		Phys Sci/Physic-Bacca Instructional Supplie	140.00	140.00		
Peete, Lavell L		Theatre Productions	245.00			245.00
Perovanovich, Zoran V		Contractual-Other	97.50			97.50
Pharmacy Technian Certification		Contractual-Other	129.00	129.00		
Pharmacy Technian Certification		Fees Pass Thru Nursin	129.00	129.00		
Poindexter, Lynne M		Contractual-Other	340.40	340.40		
Poland's Inc		Maintenance Supplies	979.00		979.00	
Premier		Garden Center Ag/Hort Materials	56.00			56.00
Pride Cleaners		Contractual-Other	13.08	13.08		
Pride Cleaners		Contractual-Other	58.86	58.86		
Pride Cleaners		Contractual-Other	18.53	18.53		
Pride Cleaners		Contractual-Other	101.37	101.37		
Pride Cleaners		Contractual-Other	77.39	77.39		
Primo Designs		Contractual-Other	67.58	67.58		
Pyles, Gregory D		Club Expenses	242.00			242.00
Pyles, Gregory D		Biology-Baccalaureate Instructional Supplie	24.26	24.26		
Pyles, Gregory D		Biology-Baccalaureate Instructional Supplie	5.17	5.17		
Pyles, Gregory D		Biology-Baccalaureate Instructional Supplie	2.28	2.28		
Pyles, Gregory D		Biology-Baccalaureate Instructional Supplie	9.60	9.60		
Pyles, Gregory D		Biology-Baccalaureate Instructional Supplie	9.87	9.87		
Quill Corp		DOC General Studies	31.90	31.90		
Quill Corp		DOC General Studies	32.48	32.48		
Quill Corp		DOC General Studies	66.22	66.22		
RCC-Foundation		Instructional Supplie	500.00	500.00		
RCC-Foundation		Credit Card Clearing	50.00	50.00		
RCC-Foundation		Richland Foundation	188.05	188.05		
RCC-Foundation		Richland Foundation	188.05	188.05		
RGNLT		Registration Fees	50.00	50.00		
Rauff, Andy		Human Resources	245.00			245.00
Refreshment Services Pepsi		Theatre Productions	421.60			421.60
Reliance Standard		CulinaryRestaurant	3,512.50	3,512.50		
Reliance Standard		Life Insurance	2,201.63	2,201.63		
Reliance Standard		LTD Insurance	1,399.06	1,399.06		
Reserve Account		Supplemental Life Ins	4,000.00	4,000.00		
Rexx Battery of Decatur Inc		Inventory-CentralStor	267.80		267.80	
Robert's Sysco Inc		Vehicle Expense	-162.60			-162.60
Robert's Sysco Inc		Hospitality Managemen	540.94			540.94
Robert's Sysco Inc		Coffee House	182.18			182.18
Robert's Sysco Inc		Coffee House	19,027.44	14,897.22	2,262.60	1,867.62
		PAGE TOTALS				

Richland Community College
 Bills Presented for Ratification
 OCT 1415

Vendor Name	Function	Object	Invoice Amount	Educational Fund	O & M Fund	Other Fund
Robert's Sysco Inc	Child Care Services	Snacks and Milk	68.48			68.48
Robert's Sysco Inc	Culinary Arts	Instructional Supplie	68.85	68.85		
Robert's Sysco Inc	Culinary Arts	Instructional Supplie	165.88	165.88		
Robert's Sysco Inc	Culinary Arts	Instructional Supplie	737.36	737.36		
Robert's Sysco Inc	Culinary Arts	Instructional Supplie	-20.25	-20.25		
Robert's Sysco Inc	Culinary Arts	Instructional Supplie	90.67	90.67		
Robert's Sysco Inc	Culinary Arts	Instructional Supplie	14.09	14.09		
Robert's Sysco Inc	Culinary Arts	Instructional Supplie	104.81	104.81		
Robert's Sysco Inc	Culinary Arts	Instructional Supplie	2,389.29	2,389.29		
Robert's Sysco Inc	Culinary Arts	Instructional Supplie	183.99	183.99		
Robert's Sysco Inc	Culinary Arts	Instructional Supplie	205.41	205.41		
Robert's Sysco Inc	Culinary Arts	Instructional Supplie	32.70	32.70		
Robert's Sysco Inc	Culinary Arts	Instructional Supplie	562.86	562.86		
Robert's Sysco Inc	Culinary Arts	Materials	-12.77	-12.77		
Robert's Sysco Inc	Hospitality Management	Instructional Supplie	1,743.20			1,743.20
Robert's Sysco Inc	CulinaryRestaurant	Materials	4,188.48			4,188.48
Robert's Sysco Inc	Coffee House	Instructional Supplie	61.83			61.83
Robert's Sysco Inc	Culinary Arts	Instructional Supplie	1,410.73	1,410.73		
Robert's Sysco Inc	Coffee House	Instructional Supplie	548.96			548.96
Robert's Sysco Inc	Child Care Services	Snacks and Milk	68.48			68.48
Robert's Sysco Inc	Culinary Arts	Instructional Supplie	123.90	123.90		
Robert's Sysco Inc	Culinary Arts	Instructional Supplie	793.79	793.79		
Robert's Sysco Inc	Culinary Arts	Instructional Supplie	72.30	72.30		
Robert's Sysco Inc	Culinary Arts	Instructional Supplie	24.90	24.90		
Robert's Sysco Inc	Culinary Arts	Instructional Supplie	675.71	675.71		
Robert's Sysco Inc	Culinary Arts	Instructional Supplie	1,213.17	1,213.17		
Robert's Sysco Inc	Culinary Arts	Instructional Supplie	265.00	265.00		
Robert's Sysco Inc	Culinary Arts	Instructional Supplie	52.61	52.61		
Rockey, Marci	Club Expenses	Registration Fees	11.25			11.25
Rockey, Marci	Club Expenses	Travel-In State	52.64			52.64
Rogers Supply Co	Heating,Vent,AC-Tech	Instructional Supplie	156.92	156.92		
Rogers Supply Co	Heating,Vent,AC-Tech	Instructional Supplie	617.62	617.62		
Rogers Supply Co	Heating,Vent,AC-Tech	Instructional Supplie	156.92	156.92		
Rogers Supply Co	Heating,Vent,AC-Tech	Materials	421.40	421.40		
Rush Truck Leasing	Grounds	Install Pymt Lease/Pu	2,157.00		2,157.00	
Ruyle Mechanical Services Inc	Maintenance	Maintenance Supplies	2,193.50		2,193.50	
Ruyle Mechanical Services Inc	Maintenance	Maintenance Supplies	2,193.50		2,193.50	
S J Smith Company Inc	Welding-Technical Occ	Instructional Supplie	349.01	349.01		
S J Smith Company Inc	Automotive-Tech Occ	Instructional Supplie	19.20	19.20		
S J Smith Company Inc	Welding-Technical Occ	Instructional Supplie	468.42	468.42		
S J Smith Company Inc	Club Expenses	Contractual-Other	9.60			9.60
Sam's Club Discover	Culinary Arts	Office Supplies	114.87	114.87		
Sam's Club Discover	Instruction	Meeting Expense	93.76			93.76
Sam's Club Discover	Coffee House	Instructional Supplie	91.16			91.16
Sam's Club Discover	YouthLeadershipInstit	Meeting Expense	64.88			64.88
Sam's Club Discover	Child Care Services	Materials	85.14			85.14
Sam's Club Discover	Custodial	Maintenance Supplies	20.94			20.94
Sam's Club Discover	Faculty/Staff Develop	Specialities	37.17	37.17		
Sam's Club Discover	Foundation&Development	Materials	173.50	173.50		
Sam's Club Discover		PAGE TOTALS	25,322.83	11,670.03	6,564.94	7,087.86

Richland Community College
 Bills Presented for Ratification
 OCT 1415

Vendor Name	Function	Object	Invoice Amount	Educational Fund	O & M Fund	Other Fund
Sam's Club Discover		Inventory-CentralStor	290.17	290.17		
Sam's Club Discover		Accrued Expenses	462.84			462.84
Sam's Club Discover		AAS Nursing -Health O Office Supplies	86.87	86.87		
Sam's Club Discover		Theatre Productions Materials	152.08			152.08
Sam's Club Discover		Coffee House Instructional Supplie	313.90			313.90
Sam's Club Discover		College Fair Meeting Expense	28.30			28.30
Sam's Club Discover		Renovations / Remodel Equipment-Instruction	439.56		439.56	
Saunders, Gayle M		Presidents Office Meeting Expense	31.85	31.85		
Schwalbe, Barry S		Meals	37.86			37.86
Schwalbe, Barry S		Travel-In State	274.70			274.70
Schwalbe, Barry S		NonCredit	44.80			44.80
Scott Fisher Enterprises Inc		Travel-In State	44.80			44.80
Scott Fisher Enterprises Inc		Maintenance Pest Control	35.00		35.00	
Scott Fisher Enterprises Inc		Maintenance Pest Control	625.00		625.00	
Scott Fisher Enterprises Inc		Maintenance Pest Control	50.00		50.00	
Screen This		Club Expenses Contractual-Other	1,137.00			1,137.00
Secretary of State		Credit Contractual-Other	50.00			50.00
Secretary of State		Credit Contractual-Other	50.00			50.00
Secretary of State		Credit Contractual-Other	50.00			50.00
Secretary of State		Credit Contractual-Other	50.00			50.00
Secretary of State		Credit Contractual-Other	50.00			50.00
Securitas		Security	259.77		259.77	
Securitas		Security	230.50		230.50	
Securitas		Security	120.33		120.33	
Securitas		Liab Protection & Set Security	4,379.33			4,379.33
Securitas		Liab Protection & Set Security	4,935.48			4,935.48
Securitas		Liab Protection & Set Security	2,286.10			2,286.10
Securitas		Security	230.25		230.25	
Securitas		Liab Protection & Set Security	4,374.57			4,374.57
Securitas		Security	229.05		229.05	
Securitas		Security	244.70		244.70	
Securitas		Liab Protection & Set Security	4,351.79			4,351.79
Securitas		Liab Protection & Set Security	4,649.24			4,649.24
Securitas		Security	225.50		225.50	
Securitas		Liab Protection & Set Security	4,284.49			4,284.49
Settles-Clark, Marilyn		Revenue-Misc/OtherSou	50.00	50.00		
Shaw Contract Group		Renovations / Remodel Materials	109.32		109.32	
Shaw Contract Group		Renovations / Remodel Materials	1,607.01		1,607.01	
Shippers Rental Inc		Credit Equipment Rental	2,000.00			2,000.00
Showcard Studio		Marketing Advertising	250.00	250.00		
Sikich LLP		Audit Audit Services	17,700.00			17,700.00
SimplexGrinnell LP		Maintenance Equip Repair/Maint Ag	653.00		653.00	
Sly, Lyn		Theatre Productions Contractual-Other	245.00			245.00
Snap-On Tools		Automotive-Tech Occ Equipment-Instruction	24,322.23			24,322.23
Snap-On Tools		Automotive-Tech Occ Equipment-Instruction	1,200.00			1,200.00
Snap-On Tools		Automotive-Tech Occ Equipment-Instruction	30,545.43			30,545.43
Snap-On Tools		Automotive-Tech Occ Equipment-Instruction	7,483.80			7,483.80
Snap-On Tools		Automotive-Tech Occ Equipment-Instruction	275.00			275.00
Snap-On Tools		Automotive-Tech Occ Equipment-Instruction	522.47			522.47
Snap-On Tools		Automotive-Tech Occ Equipment-Instruction	3,100.00			3,100.00
		PAGE TOTALS	125,124.29	708.89	5,058.99	119,356.41

Richland Community College
 Bills Presented for Ratification
 OCT 1415

Vendor Name	Function	Object	Invoice Amount	Educational Fund	O & M Fund	Other Fund
Snap-On Tools	Automotive-Tech Occ	Equipment-Instruction	200.00			200.00
Snap-On Tools	Diesel Med/Hvy Trk Te	Equipment-Instruction	5,466.18			5,466.18
Snap-On Tools	Diesel Med/Hvy Trk Te	Equipment-Instruction	4,566.20			4,566.20
Snap-On Tools	Diesel Med/Hvy Trk Te	Equipment-Instruction	1,187.94			1,187.94
Snap-On Tools	Diesel Med/Hvy Trk Te	Equipment-Instruction	2,961.20			2,961.20
Snap-On Tools	Diesel Med/Hvy Trk Te	Equipment-Instruction	936.36			936.36
Snap-On Tools	Diesel Med/Hvy Trk Te	Equipment-Instruction	1,876.95			1,876.95
Snap-On Tools	Automotive-Tech Occ	Equipment-Instruction	22,916.64			22,916.64
Spectrum Janitorial Supply	Custodial	Maintenance Supplies	58.47		58.47	
Spectrum Janitorial Supply	Custodial	Maintenance Supplies	1,422.60		1,422.60	
Spectrum Janitorial Supply	Custodial	Maintenance Supplies	258.40		258.40	
Spectrum Janitorial Supply	Custodial	Maintenance Supplies	843.03		843.03	
Star Silkscreen Design Inc		Other Current Obligat	308.00			308.00
Star Silkscreen Design Inc		Other Current Obligat	109.50			109.50
State Universities Retirement		Other Current Obligat	523.00			523.00
State Universities Retirement		SURS 8%	44,944.08	44,944.08		
State Universities Retirement		SURS 8%	1,401.92	1,401.92		
State Universities Retirement		SURS 1/2%	131.00	131.00		
Striglos Office Equipment		SURS 1/2%	4,770.04	4,770.04		
Striglos Office Equipment		Inventory-CentralStor	155.04	155.04		
Striglos Office Equipment		Inventory-CentralStor	58.65	58.65		
Swift, Janet		Inventory-CentralStor	764.20	764.20		
Swift, Janet		Contractual-Other	644.40	644.40		
Swift, Janet		Interpreter Salary	931.60	931.60		
Swigert, Cheryl J		Contractual-Other	644.40	644.40		
Swigert, Cheryl J		Travel-In State	26.88	26.88		
Taylor, Claire		Travel-In State	26.55	26.55		
The Center		VP Economic Developme	245.00	245.00		
The Chronicle of Higer Education		Theatre Productions	180.00	180.00		
The Courier		Registration Fees	180.00	180.00		
The News-Gazette		Publications & Dues	1,170.00	1,170.00		
The Omni Group		Advertising	172.08	172.08		
The Torch Newspaper		Advertising	349.72	349.72		
Tiger Direct		Bank Service Charges	10.00	10.00		
Tiger Direct		Advertising	180.00	180.00		
Tiger Direct		Computer Software	560.70	560.70		
Tiger Direct		Academic Lab Support	236.76	236.76		
Tiger Direct		Materials	6,448.34	6,448.34		
Tiger Direct		TechnicalServicesSupp	607.32	607.32		
Tiger Direct		Office Supplies	2,186.39	2,186.39		
Tiger Direct		Information Tech-Occt	1,126.97	1,126.97		
Tiger Direct		Materials	1,210.67	1,210.67		
Tiger Direct		Information Tech-Occt	1,008.90	1,008.90		
Travelers		Materials	705.00	705.00		
Tsigolaroff, Phillip		Liab Protection & Set	245.00	245.00		
U S Postmaster		Theatre Productions	5,300.00	5,300.00		
USA Clean Inc		Contractual-Other	64.80	64.80		
Union People Products Inc		Postage	2,471.58	2,471.58		
United Parcel Service		Maintenance Supplies	102.44	102.44		
United Parcel Service		Contractual-Other	34.92	34.92		
United Parcel Service		Other Rec-Employees	122,749.82	60,213.12	2,647.30	59,889.40
United Parcel Service		Postage				
United Parcel Service		Sequestration Proj				
United Parcel Service		PAGE TOTALS				

Richland Community College
 Bills Presented for Ratification
 OCT 1415

Vendor Name	Function	Object	Invoice Amount	Educational Fund	O & M Fund	Other Fund
United Parcel Service	Maintenance	Postage	84.45		84.45	
United Way of Decatur/Macon Cnty		United Way	360.67	360.67		
University of Illinois	VP Academic Services	Meeting Expense	853.56	853.56		
Verizon Wireless	Admission and Recruit	Telephone	50.02	50.02		
Verizon Wireless	Utilities	Telephone	236.60		236.60	
Verizon Wireless	VP Economic Developme	Materials	587.48	587.48		
WDRK Radio Station	Utilities	Telephone	302.40		302.40	
WSM Trainers & Consultants	Marketing	Advertising	336.00	336.00		
WXFM	Security	Contractual-Other	1,000.00		1,000.00	
Wal-Mart	Marketing	Advertising	266.00	266.00		
Wallcur Inc	Child Care Services	Snacks and Milk	217.68			217.68
Ward's Natural Sci Est LLC	AAS Nursing -Health O	Instructional Supplie	111.84	111.84		
Warrensburg-Latham Community Hig	Biology-Baccalaureate	Instructional Supplie	212.44	212.44		
Wells Fargo Financial Leasing	College Fair	Travel-In State	62.00			62.00
Wells Fargo Financial Leasing	Copiers	Equipment Rental	250.00	250.00		
Western Illinois University	Copiers	Equipment Rental	500.00	500.00		
Western Illinois University	GED-AB & ASE	Registration Fees	70.00	70.00		
Withrow, Tracy L	GED-AB & ASE	Registration Fees	70.00	70.00		
World Point ECC Inc	Marketing	Registration Fees	61.60	61.60		
Xerox Corp	Club Expenses	Travel-In State	56.00			56.00
Xerox Corp	Credit	Instructional Supplie	-53.90			-53.90
Xerox Corp	NonCredit	Instructional Supplie	920.49	920.49		
Xerox Corp	Copy Center	Install Pymt Lease/Pu	307.11			307.11
Xerox Corp	Copy Center	Install Pymt Lease/Pu	2,307.74			2,307.74
Xerox Corp	Copy Center	Install Pymt Lease/Pu	194.99			194.99
Xerox Corp	Copy Center	Printing	76.29			76.29
Xerox Corporation	Copy Center	Install Pymt Lease/Pu	1,827.31			1,827.31
weTRAIN Chair	Copiers	Equipment Rental	171.36	171.36		
weTRAIN Chair	NonCredit	Publications & Dues	70.00			70.00
Student Refunds	Business&IndustryAdmi	Publications & Dues	9,476.00			9,476.00

PAGE TOTALS 21,376.80 13,697.64 1,623.45 6,055.71
 AP GRAND TOTAL 3,267,690.23 446,909.08 114,829.64 2,705,951.51

ITEMS FROM THE BOARD

ADJOURNMENT