

RICHLAND COMMUNITY COLLEGE
DISTRICT NO. 537
BOARD OF TRUSTEES REGULAR MEETING
ONE COLLEGE PARK – DECATUR, ILLINOIS 62521

OCTOBER 21, 2014

AGENDA

The Vision: To be the premier source for education, workforce training, partnerships, and economic development.

College Mission: To provide innovative educational environments, opportunities, and experiences that enable individuals, communities, and the region to grow, thrive, and prosper.

Core Values: Commitment, Respect, Excellence, Accountability, and Diversity

- I. Convening of the Regular Meeting – 5:30 p.m.
 - A. Call to Order
 - B. Roll Call

- II. ***Minutes of the Regular Meeting on September 16, 2014***

- III. Appearance of Citizens and Introduction of Guests

- IV. Written Communications
 - Correspondence from Dr. James Applegate, Executive Director of Illinois Board of Higher Education stating the ICCB approved the new unit of instruction for Richland Community College for the Healthcare Documentation A.A.S. degree (62 credit hours)

 - College Activities Report

 - Personnel Update

 - Construction Report

- V. Special Reports
 - A. Report of the President
 - Strategic Plan Quarterly Update – Gianina Baker

 - Strategic Planning 2015-2018 – Gianina Baker

- College Spotlight – Carbon Capture Utilization and Storage International Seminar – Dr. Douglas Brauer

B. Report of ICCTA

C. Report of Student Trustee

D. Report of Agreements/Contracts signed by President Saunders

VI. Executive Session (IVORY COLOR)

VII. Consent Agenda (PINK COLOR)

A. Purchase recommendations and bids

1. Approval to Purchase Mobile C-arm imaging unit for Richland X-Ray Technology Lab

VIII. Financial Report (GREEN COLOR)

A. Treasurer's Report and Financial Statement (WHITE COLOR)

B. Bills for Ratification

IX. Items from the Board

X. Adjournment

XI. LLC Meeting

XII. Work Session

Bold and Italics Denotes Action Items

BOARD BOOK ANNUAL CALENDAR

JANUARY 2014

Reports

Consent
Agenda

Legal
Representation
Agreements

New Business

Recommendation for
Approval of Tuition

FEBRUARY 2014

Reports

Consent Agenda

New Business
Recommendations for
Tenure

Recommendation for
Approval of Fees

Executive Session -
President's Evaluation

President's
Contract

MARCH 2014

Reports

Consent Agenda

New Business
Recommendations for Faculty
Promotions in Rank

Recommendation to Grant
Professor Emeritus Status

Recommendation to Grant
Staff Emeritus Status

Recommendation for
Professional Leave

Strategic Plan Priorities

APRIL 2014

Tenure and
Promotion
Recognition Dinner

Student Senate
Election Results

Report from Board
Secretary
regarding Election
of Student Trustee

Seating of New
Student
Trustee

Reports

MAY 2014

Reorganization
of Board of
Trustees

Reports

Consent Agenda

New Business

Tentative Budget

Other

RCC Commencement

ICCTA Lobby Day

JUNE 2014

Reports

Consent Agenda

New Business

Compliance with Prevailing
Wage Act

State Capital Funding Request
RAMP

Review of Minutes of
Previous Executive Sessions

ICCTA Annual Convention

Public Hearing for Budget

Resolution Adopting Budget

Resolution Transferring
Earnings

BOARD BOOK ANNUAL CALENDAR

JULY 2014

Reports

Consent
Agenda

AUGUST 2014

Reports
Institutional Year Book
Program Review
Presentation

Consent Agenda

SEPTEMBER 2014

Reports

Consent Agenda

OCTOBER 2014

Reports

Consent
Agenda

Distribution of Audit
Reports – RCC & Brush
College, LLC

Strategic Plan Quarterly
Update

NOVEMBER 2014

Reports

Consent Agenda

Audit Presentation

Financial Report
Discussion of Tax Levy

Calendar of Regular
Meetings of Board
of Trustees

DECEMBER 2014

Reports

Consent Agenda

Old Business
Resolution for Fiscal Year Tax
Levy

Review of Minutes of
Previous Executive Sessions

2014 Strategic Plan Priorities

Goal 1: Enhance Student Access, Engagement, and Success.

Strategy A: To advance student access by providing a comprehensive system for enrollment, student services, and scheduling.

1. Increase student access and enrollment by expanding partnerships with District high schools, which will increase the percentage of students who apply and enroll at RCC.

Strategy B: To enhance educational engagement in and out of the classroom.

1. Identify technology enhancement plan for the new Student Success Center.
2. Realign Career Services to provide holistic delivery of services to students, employers and the community.
3. Identify and deploy the strategy for enhanced student services in the renovated Student Success Center to enhance access for newly enrolled students.
4. Support Student Advocacy Day by arranging one-on-one meetings with local elected officials.
5. Implement structured project-based learning into program and course curricula.

Strategy C: Support student success through enhanced readiness, persistence, retention, and completion.

1. Increase the course and completion rate of RCC students.
2. Complete program reviews and development of shorter certificates in support of performance funding objectives linked to retention and completion.

Strategy D: Ensure that College curricula meet current and emerging workforce and student needs.

1. Identify and deploy the strategy for enhanced student services in the renovated Student Success Center for currently enrolled students.
2. Develop, align, and review program learning outcomes to assure a cohesive curricular and co-curricular experience that enhances student learning.
3. Implement and actively promote the Diesel Medium Heavy Truck Technology & Collision Repair Technology through written marketing plans.
4. Achieve successful reaccreditation (Higher Learning Commission, Radiography Program through Joint Review Committee on Education in Radiologic Technology (JRCERT), complete successful program accreditation visits (Culinary Arts Institute - American Culinary Federation), and determine opportunities for accreditation of new programs (EMS).
5. Implement structured project-based learning into program and course curricula.

Goal 2: Cultivate a sustainable institutional environment.

Strategy A: Create and implement an institutional sustainability master plan.

1. Manage on-going construction projects to meet established deadlines.
2. Enhance learning and laboratory environments to improve quality of student learning.
3. Completion of 2011-2014 Strategic Plan and drafting of 2015-2018 Strategic Plan.

Strategy B: Enhance mental, physical, and professional wellness for employees, students, and their families.

1. Develop an annual professional development theme and conduct monthly training sessions for staff.
2. Implement a plan for individual health risk appraisals and conduct wellness sessions in an effort to improve employee wellness.

Strategy C: Enhance processes and increase activities that promote diversity and social justice.

1. Review staff compensation and salary ranges such that total compensation is competitive, fair, and affordable.

Strategy D: Ensure sustainability of the College's human resources.

1. Conduct collective bargaining activities with Full-time Faculty Bargaining Committee.
2. Review Health Insurance Plan implemented January 2014 to assure program effectiveness and fiscal savings. Modify Plan as necessary to comply with ACA.
3. Expand and diversify Faculty Academy sessions.
4. Examine staffing needs and prioritize staffing in accordance with service needs and budgetary constraints.

Strategy E: Enhance processes that promote financial vitality.

1. Implement institutional effectiveness reporting for each program area in accordance with strategic plans.
2. Adopt annual budget that includes a funding plan for equipment acquisition and sustains affordability and innovation.
3. Establish spending priorities necessary to maintain CFI ratios in conjunction with the budget approval.

Goal 3: Enhance community engagement and partnerships.

Strategy A: Advance and broaden business relationships that align with college programmatic & fiscal needs in a sustainable fashion.

1. Pursue new AATP Development partnerships.
2. Develop renewable energy laboratory partnership.
3. Establish international partners to promote international opportunities.
4. Implement distance learning platform for international and domestic education.
5. Seek two new grants for potential funding that align with the strategic plans of the College.
6. Implement Capital Campaign through Richland Foundation for the new Integrated Business Education Center.
7. Continue outreach to College alumni through Alumni Association activities and pursue approach to updating contact information.
8. Provide fundraising training for Foundation board members through a special board retreat.
9. Increase number of endowed scholarships that support the College's mission of learning.
10. Promote Richland scholarships through an awareness campaign.

Strategy B: Strengthen relationships that create new opportunities for P-20 education.

1. Expand STEM activities with K-12 partners to encourage transition to Richland STEM programs.
2. Conduct research studies on various areas of Richland Community College.
3. Populate NSEC Visitor Center with attractions to draw visitors.

Strategy C: Strengthen relationships that create new opportunities for continuing education.

1. Expand RCC district participation at Annual Conference on Diversity and Globalization by demonstrating RCC Core Values through enrichment activities.
2. Expand renewable energy laboratory (REL) programming activities with Engineering Technology credit programming and CPED Sustainability noncredit programming.
3. Develop, implement, and market new applied baccalaureate pathways.

Strategy D: Create a proactive presence in the community and within local service organizations.

1. Market Richland innovations.
2. Promote and expand Richland's Speakers Bureau presence within the community.
3. Sustain and promote a positive community perception of Richland as the "Crown Jewel" through media promotion.

Strategy E: Work collaboratively with local, state, and federal government.

1. Expand existing US Department of Energy partnership.
2. Continue to deliver Science Sundays at the Children's Museum of Illinois.
3. Coordinate work for the Student Success Center with CDB.
4. Develop process for reporting Voluntary Framework for Accountability (VFA) data and incorporate into institutional use.
5. Enhance relationships with elected officials.
6. Solicit and obtain Congressional support for the TAACCCT grant.

Strategy F: Continue to promote partnerships in workforce training and economic development while exploring new opportunities to enhance regional employment potential.

1. Implement strategic plan for new Business Education Center.
2. Continue relationships with the City of Decatur, EdCo, Economic Dvpt. Corporation, and Grow Decatur to build on economic development initiatives.
3. Submit application to Illinois Department of Public Health to obtain approval for Clinton Education Center and Liberty Village (Manor Court of Clinton) for Basic Nurse Assistant Training Course to offer HLTH 141 course.



College Vision

To be the Premier Source for Education, Workforce Training, Partnerships and Economic Development.

College Mission

The mission of Richland Community College is to provide innovative educational environments, opportunities, and experiences that enable individuals, communities, and the region to grow, thrive, and prosper.

Core Values

- Commitment
- Respect
- Excellence
- Accountability
- Diversity

Richland Community College Strategic Plan 2011-2014

Goal 1: Advance student access, engagement, and success.

- Strategy A: To advance student access by providing a comprehensive system for enrollment, student services, and scheduling.
- Strategy B: To enhance educational engagement in and out of the classroom.
- Strategy C: Support student success through enhanced readiness, persistence, retention, and completion.

Goal 2: Cultivate a sustainable institutional environment.

- Strategy A: Create and implement an institutional sustainability master plan.
- Strategy B: Increase activities that enhance mental, physical, and professional wellness for employees, students, and their families.
- Strategy C: Enhance processes that promote ecological health.
- Strategy D: Enhance processes and increase activities that promote diversity and social justice.
- Strategy E: Ensure sustainability of the College's human resources.
- Strategy F: Enhance processes that promote financial vitality.

Goal 3: Enhance community engagement and partnerships.

- Strategy A: Advance and broaden business relationships that align with college programmatic & fiscal needs in a sustainable fashion.
- Strategy B: Strengthen relationships that create new opportunities for P-20 education.
- Strategy C: Strengthen relationships that create new opportunities for continuing education.
- Strategy D: Create a proactive presence in the community and within local service organizations.
- Strategy E: Work collaboratively with local, state, and federal government.
- Strategy F: Continue to promote partnerships in workforce training and economic development while exploring new opportunities to enhance regional employment potential.

Strategic Plan

L2 Division/Department/Area Balanced Scorecards

L1 Institutional Balanced Scorecard

Dashboard

Annual Performance Report

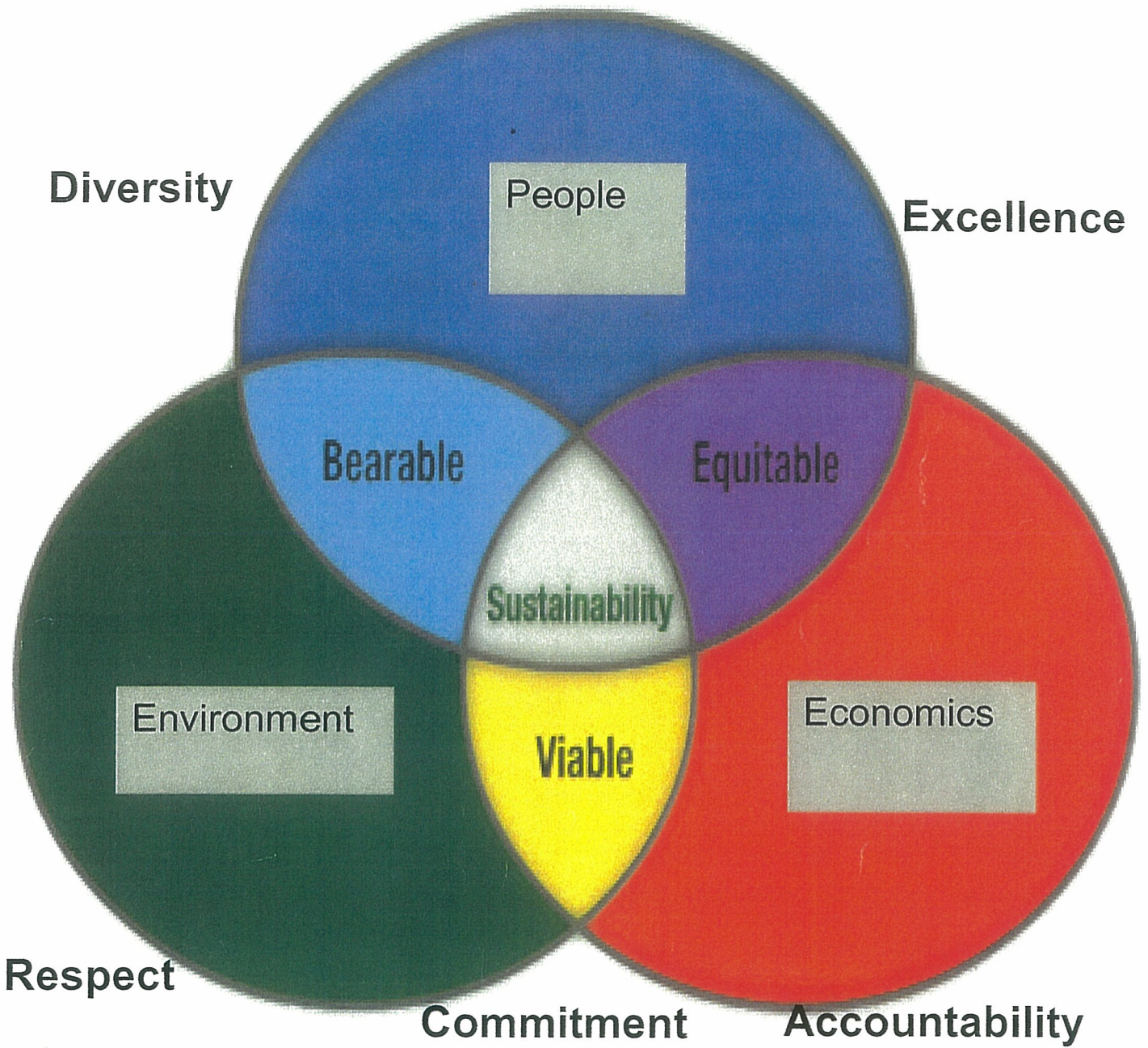
Implementation and Performance

Public Accountability

Implementation and Performance

Public Accountability

Principles of Sustainability



CONVENING OF THE REGULAR MEETING

MINUTES OF THE REGULAR MEETING ON SEPTEMBER 16, 2014

**MINUTES OF BOARD OF TRUSTEES REGULAR MEETING
DISTRICT NO. 537
RICHLAND COMMUNITY COLLEGE
ONE COLLEGE PARK – DECATUR, ILLINOIS 62521**

September 16, 2014

CONVENING OF THE MEETING

Call to Order The regular meeting was called to order at 5:31 p.m. Tuesday, September 16, 2014, in Conference Room A/B of the College by Chairman Campbell. Chairman Campbell also recited the College Vision, Mission, and Core Values.

Roll Call

Trustees Present: Bruce Campbell, Tom Ritter, Dale Colee, Dr. David Coopriider, Wayne Dunning, Dr. Larry Osborne, Randy Prince, Paris Woods

Trustees Absent: None

Also present: Dr. Gayle Saunders and other staff members

MINUTES OF PREVIOUS MEETING

The minutes of the regular meeting of August 19, 2014, had been distributed to the Board prior to this meeting.

Osborne moved to approve the minutes of the regular meeting of August 19, 2014. Ritter seconded. Voice vote being all ayes, Chairman Campbell declared the motion carried.

APPEARANCE OF CITIZENS AND INTRODUCTION OF GUESTS

Dr. Saunders introduced Joy Harvey and Madonna Brown as new employees of Richland Community College.

Dr. Saunders thanked Kelly Schoonover for the good work she has done for the Board of Trustees and Richland Community College.

WRITTEN COMMUNICATIONS

1. College Activities Report

- The produce market is open on Saturdays through October 11, 2014.

- The Logan County Correctional ceremony will be held on September 26, 2014. If you are interested in attending, please let Madonna Brown know so that we can secure security clearance for your attendance.
- Activities in Progress City USA include garage sales, the Chevrolet Hall of Fame Classic Car Memorabilia auction, and the Champaign County Sports Car Club scholarship auto cross event.
- October 14, 2014, is the Decatur Area College and Career Fair. This is a partnership with RCC, Millikin University, and Partners in Education. This is always a large event and it includes all 17 high schools, and representatives from two and four year colleges, and the military.

2. Personnel Report

Full-Time Retirements, Resignations, and Terminations

- Vicki Woolridge, Child Care Teacher, Early Childhood Education Center, effective August 15, 2014.
- James Turnbull, Training Coordinator, CDL Program Continuing and Professional Education, effective December 31, 2014.

Employment Changes

- Molly Moore, Surgical Technology Lab Facilitator, Health Professions, effective August 1, 2014.
- Shirley Bond, Administrative Assistant, Adjunct Office, Academic Services, effective September 1, 2014.

New Employees

- Kristine Freshour, Food Service Instructor, Logan Correctional Center, effective August 11, 2014.
- Maranda Gagnon, Administrative Assistant Part-time, Project READ, effective August 16, 2014.
- Madonna Brown, Executive Secretary and Office Supervisor, President's Office, effective September 8, 2014.

3. Construction Report

Greg Florian provided an overview of the construction progress on the Workforce Development Institute, Culinary Arts Institute, Early Childhood Development Center, Welding Lab and an update on the Student Success Center. Greg also talked about the relocation of personnel from Student Services, Business Services, Presidents Office, and Foundation.

SPECIAL REPORTS

REPORT OF THE PRESIDENT

1. Dr. Saunders reported that the enrollment is down slightly this fall from what we had forecasted in our budget. We will review and make the necessary adjustments to the budget.
2. The Farm Progress Show just recently occurred in Boone, IA and we look forward to next year's show in Decatur. Greg, Beau, Clay and Lisa attended. They brought back take aways and are already discussing ways to make the show in Decatur better than it's ever been.
3. The Department of Transportation is entering into an agreement with Richland Community College to establish training programs to develop outstanding construction workers. Highway Construction Careers Training Program will be under the direction of Darbe Brinkoetter. We anticipate the program to be up and running in January 2015.
4. A new initiative called Decatur Plugged-In between the City of Decatur and the Economic Development Corporation is being expanded. It started out as an idea to install cameras to monitor areas of higher crime rates and the expansion has turned into a plan for the development of a high speed, high capacity back bone of fiber optics through the core of the City of Decatur. This is all in part to the relationship Richland has with the Illinois Century Network.
5. Thank you and congratulations to Dr. Doug Brauer and the community leaders in regards to the commitment to acquire the Genotyping Center on Richlands' campus. We believe Fargo, North Dakota was the community who received the final nod due to the North Dakota University commitment to 20 PhD's to assist with research at the Genotyping Center.
6. Richland Community College held the Student Clubs and Services Fair on September 8. This allowed students to see what extracurricular clubs are available to them to support their interests as well as support services Richland Community College engages in that will support their academic and civic success.
7. Chef Brian Tucker competed in the American Culinary Federation Competition at Illinois Central College in Peoria on September 7, 2014. He had a mystery basket format where he had to create a four course meal and four plates for each course. He finished second bringing home a bronze medal.
8. Bistro Five Thirty Seven will be open to the public beginning next week for lunch and dinner on Tuesday and Thursdays throughout the rest of the semester.

9. Richland Community College has started the United Way campaign with a goal of \$6500.00. Tracy Withrow and Laura Mondt are chairing the campaign.
10. Dr. Denise Crews gave an annual update on the 2013-2014 Program Review Cycle.
11. Gianina Baker reported on the 2014 Institutional Year Book.
12. In the College Spotlight, Michelle Stephens highlighted the Richland/Theatre 7 partnership in the production of "Spamalot".

REPORT OF ICCTA

Rev. Wayne Dunning reported from the ICCTA meeting that the FY2015 priorities of the ICCTA were to protect the community colleges as a unit of local government, reform the MAP Program, and restore funding for veterans and adult education. There was an emphasis on Trustees attendance as well as encouragement to submit nominees for the various awards.

Chairman Campbell also attended the meeting and reported on the presentation by Jim Nolan, author of "Can We Fix Illinois?" There was also discussion during ICCTA about lowering the cost of text books for students. A study is being made and will be presented for discussion.

REPORT OF STUDENT TRUSTEE

Student Trustee Paris Woods reported on the upcoming events at Richland Community College. The activities are listed in the board book.

AGREEMENTS/CONTRACTS AUTHORIZED BY PRESIDENT SAUNDERS FOR THE MONTH OF AUGUST 2014

During the month of August, Dr. Saunders signed a clinical affiliation agreement with St. John's Hospital covering the Surgical Technology and Associate Degree in Nursing programs.

CONSENT AGENDA

Purchase Recommendations and Bids

A recommendation to purchase a Scissor Lift for Workforce Development Institute – Hertz Equipment Rental – St. Louis, MO \$15,475.00.

Charge Back

A recommendation for Brianna Mayfield – Grain Merchandising AAS – Parkland College – Fall 2014 to Summer 2015

Prince moved to approve the consent agenda items as presented. Osborne seconded. Roll call vote being all ayes, Chairman Campbell declared motion carried.

FINANCIAL REPORT

Bills Payable

The August 2014 Treasurer's Report and Financial Statement were presented to and discussed with the Board.

A list of bills paid in the amount of \$1,862,879.93 for August 2014 was distributed to the Board prior to the meeting.

Prince moved to ratify the August bills paid and approve the Financial Statement subject to audit. Campbell seconded. Roll call vote being all ayes, Chairman Campbell declared the motion carried.

ITEMS FROM THE BOARD

Chairman Campbell thanked Kelly Schoonover for her hard work over the last few months serving as secretary to the Board.

Randy Prince complimented Michelle Stephens on her passion for her job. Chairman Campbell encouraged everyone to attend "Spamalot".

ADJOURNMENT

Cooprider moved and Dunning seconded to adjourn the meeting at 6:52 p.m.

Dr. David Cooprider, Secretary


APPEARANCE OF CITIZENS AND INTRODUCTION OF GUESTS

WRITTEN COMMUNICATIONS

Alexi Giannoulfas
Chairman



Karen Hunter Anderson, Ph.D.
Executive Director



September 22, 2014

Dr. James Applegate, Executive Director
Illinois Board of Higher Education
431 E. Adams Street, Second Floor
Springfield, IL 62701-1418

Dear Dr. Applegate:

At its September 19, 2014 meeting, the Illinois Community College Board approved the following new units of instruction:

PERMANENT PROGRAM APPROVAL

Richard J. Daley College

- Web Development Associate in Applied Science (A.A.S.) degree (61 credit hours)

College of DuPage

- Game Animation & Design A.A.S. degree (68 credit hours)

Kankakee Community College

- Computer Graphics A.A.S. degree (67 credit hours)

Kennedy-King College

- Advanced Social Services-Addictions Studies A.A.S. degree (70 credit hours)

Malcolm X College

- Physical Therapy Assistant A.A.S. degree (70 credit hours)
- Web Development A.A.S. degree (61 credit hours)

Olive-Harvey College

- Web Development A.A.S. degree (61 credit hours)

Prairie State College

- Industrial Mechanic A.A.S. degree (62 credit hours)

ILLINOIS COMMUNITY COLLEGE BOARD

401 East Capitol Avenue • Springfield, Illinois 62701 • (217) 785-0123 • www.iccb.org

Richland Community College

- Healthcare Documentation A.A.S. degree (62 credit hours)

Triton College

- Environmental Science A.A.S. degree (67 credit hours)

Harry S. Truman College

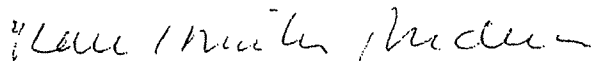
- Human Development & Family Studies A.A.S. degree (60 credit hours)

Wilbur Wright College

- Networking Systems & Technologies A.A.S. degree (61 credit hours)
- Web Development A.A.S. degree (61 credit hours)

The ICCB requests Illinois Board of Higher Education approval of these new units of instruction. A copy of the request and a copy of the agenda item have been forwarded to your staff for review.

Sincerely,



Karen Hunter Anderson, Ph.D.

Executive Director

cc

Jose Aybar, Daley
Robert Breuder, DuPage
John Avendano, Kankakee
Arshele Stevens, Kennedy-King
Anthony Munroe, Malcolm X
Angelia Millender, Olive-Harvey

Terri Winfree, Prairie State
Gayle Saunders, Richland
Patricia Granados, Triton
Reagan Romali, Truman
David Potash, Wright

TO: Dr. Gayle Saunders
FROM: Lisa Gregory, ^{file} Executive Director, Public Information and Chief of Staff
DATE: October 7, 2014
SUBJECT: College Activities Report

Please find attached the *Richland Community College Activities Report* for the current month and a preview of next month. The *Activities Report* is meant to provide information on items of College-wide and community interest and to spotlight the variety of activities and events in which the College is engaged.

October

- October 24 and 25 Richland Community College & Theatre 7 presents
"Monty Python's Spamalot!"
(sponsored by Land of Lincoln Credit Union)
Directed by Michelle Stephens
7:30 p.m. – Shilling Auditorium
Tickets are \$15 each.
- October 25 Mega Recycling Event (sponsored by Midwest Fiber)
9 a.m. – Noon – Progress City
A drive-through, drop-off collection for a wide array of
household items. For more information, call Midwest
Fiber at 309.452.0064 or check out the website at
www.macongreen.com. Can also contact Macon
County Environmental Management at
217.425.4505 or www.macongreen.com.
- October 26 Richland Community College & Theatre 7 presents
"Monty Python's Spamalot!"
(sponsored by Land of Lincoln Credit Union)
Directed by Michelle Stephens
2:00 p.m. – Shilling Auditorium
Tickets are \$15 each.
- October 28 RCC Foundation Scholarship Reception
6:00 p.m. – Shilling Salons

November

- November 3 Spring Registration Begins (Current Students)
- November 4 Heartland Technical Academy Open House
5:00 p.m. to 7 p.m. – Richland Community College
Students and parents are invited to talk with teachers
and students, view demonstrations and projects, take
a tour, and check out the Technical Academy
programs.
More information at www.tech-academy.org
- November 6 Kitchen Warriors
5:30 p.m. – Shilling Center (Doors open at 5:00 p.m.)
Tickets: \$30. Call Cheryl Swigert at Ext. 740
Decatur's top chefs, assisted by skilled sous chefs
from Richland's Culinary Arts program, compete
before a live audience and discriminating judges.
Proceeds benefit the Richland Community College
Culinary Arts program.

November 10	Spring Registration Begins (New Students)
November 10	Veterans Recognition Program 11:00 a.m. – Mueller Student Center
November 11	Veterans Day – College Closed
November 18	Board of Trustees 5:30 p.m. – Board Room

To: Dr. Gayle Saunders, President
From: Richard Gschwend, Director, Human Resources
Date: October 7, 2014
Subject: Personnel Update




New Employee

Name	Position	Start Date
Brian Hansbrough	Multimedia Advisor, Communications, Education, Humanities, and Fine Arts	09/08/14
Hannah MacKenzie	Secretary, Part-time, Mathematics and Sciences	09/22/14
Jody Hall	Financial Aid Specialist, Enrollment Services	09/29/14
Mark Brown	Mathematics and Academic Specialist, Academic Success Center	10/01/14
Nicole Wanger	Creative Marketing Specialist, Marketing	10/27/14

MEMORANDUM

BUSINESS SERVICES

To: Dr. Gayle Saunders
From: Greg Florian 
Date: October 6, 2014
Re: Construction Project Status

Current Construction Projects

Student Success Center – As we reported last month, the project bids were significantly higher than budgeted. The College has been notified that the additional funds needed will be provided by the Capital Development Board. All required information from the contractors has been submitted and a notice of intent to award will be issued by the CDB. The College is working with the CDB to establish a ground breaking event later this month.

College maintenance staff are installing available furniture units and glass partitions in the Workforce Development Institute in preparation of moving personnel out of the North Wing. Offices are scheduled to be moved prior to the registration cycle beginning November 4. The North Wing is prepared for the move and construction cycle to begin December 1, 2014. The construction project has a 370 day start to completion timeline.

Culinary Arts Institute – A few punch list items remain to be completed.

Workforce Development Institute – The contractor is completing punch list items. Classes are underway and furniture for the classrooms is installed as is the majority of equipment in the laboratories. The final lawn grading and seeding around the facility is 90% complete. The remaining site work will be completed as weather allows.

Early Childhood Development Center – This phase of the project is at the 95% completion point. A few items remain to be completed with the new entrance and punch list items are being completed inside the Center. An inspection by the State Fire Marshal and the Department of Children and Family Services will be performed and the center approved for occupancy. The request has been made and the College is awaiting the inspection schedule from the State.

Welding Area Renovations – Installation of the new air exhaust system is 75% complete and welding booths are installed. The welding laboratory is scheduled for occupancy by the end of the semester.

SPECIAL REPORTS

Richland Community College
STUDENT GOVERNMENT ASSOCIATION
BOARD REPORT

October 2014

Student Trustee: Paris Woods

President: Kaylie Griffin *Vice-President:* Dillan Brown *Secretary:* Shari Mariner *Treasurer:* Briani Bell

Campus Life Updates:

- 10/21: Ultimate Game Zone
- 10/23: Spam Carving Contest
- 10/31: SGA Costume Contest

Upcoming Events:

- 11/6: Bingo
- 11/12: "A Lot Like You" Speaker Eli Kimaro

Other Events:

- 10/30: Health Professions Employment & Education Fair
- 11/7-8: ICCB-SAC Meeting
- 11/10: Veterans Recognition Program

**MONTHLY REPORT OF RICHLAND COMMUNITY COLLEGE
AGREEMENTS/CONTRACTS**

AUTHORIZED BY PRESIDENT SAUNDERS FOR THE MONTH OF

October 2014

- 09/15/14 Dr. Saunders signed the Dual Credit Enhancement Grant to expand student access to higher education while maintaining high academic standards.
- 09/16/14 Dr. Saunders signed The Bridging the Gap Grant.
- 09/24/14 Dr. Saunders signed the Highway Construction Careers Training Program Grant.
- 10/02/14 Dr. Saunders signed the HIPAA Business Associate Agreement between Richland Community College and Decatur Memorial Hospital.

EXECUTIVE SESSION


Executive Session- October 21, 2014

MOTION FOR CLOSED SESSION

I move that the Board enter into closed session for the purpose of discussing individual employments, as specified in Section 2 (c) (1); for the purpose of discussing collective negotiating matters, as specified in Section 2 (c) (2); for discussion of purchase or lease of real property, as specified in Section 2 (c) (5); for discussion of pending or probable litigation, as specified in Section 2 (c) (11); and for self-evaluation, as specified in Section 2 (c) (16) of the Open Meetings Act.

Richland Community College is in compliance with Public Act 93-0523, requiring the tape or video recording of all executive sessions.

CONSENT AGENDA

TO: Board of Trustees
From: Dr. Gayle Saunders 
Date: October 14, 2014
Subject: Consent Agenda

Mr. Chairman, Member of the Board, the following items are presented as a consent agenda to be acted upon within the same motion. Any board member may remove an item for the consent agenda to be acted upon separately. Supporting documentation for each consent agenda item is attached.

Therefore, it is recommended that the Board of Trustees approve the following:

- A. Purchase Recommendations and Bids
 - 1. Approval to Purchase a used OEC 9600 Mobile C-arm imaging unit from Central Illinois X-ray of Bloomington, IL at a cost of \$30,450.00

PURCHASE RECOMMENDATIONS AND BIDS

MEMORANDUM

To: Dr. Gayle Saunders

From: Greg Florian 

Date: October 7, 2014

Re: Recommendation to Purchase C-Arm X-Ray Unit

The Richland X-Ray Technology Laboratory is a full functioning x-ray room that includes several different x-ray units. Students must demonstrate proficiency on a variety of procedures before they can proceed to a clinical site. However, the College does not currently have a c-arm unit which is used in all of the College's clinical sites. Students receiving training on these units will be better prepared to perform at the clinical sites with the addition of this imaging machine.

C-arm units are advanced minimally invasive fluoroscopic imaging systems that provide precise and accurate images. Patient discomfort during a procedure is lower as is the amount of radiation patients are submitted to because this unit has an image intensifier.

The unit being recommended for purchase is a used OEC 9600 Mobile C-arm imaging unit. This is the same model that many of the area clinical sites use.

Under section 805/3.27.1 of the Public Community College Act, the purchase of used equipment is exempt from the requirement to obtain sealed bids. However, College purchasing procedures require three quotations. College staff obtained two quotes for the OEC 9600 model and one quote for a Philips BV 300. The Philips model is not being recommended since this manufacturer is not typically found in clinical sites used by Richland students. Central Illinois X-ray of Bloomington, IL, has a used unit at a cost of \$30,450 and MedScan Diagnostics of Westlake, OH, has a used unit at a cost of \$35,850. The College has purchased equipment from Central Illinois X-ray previously with positive results.

Funding for this purchase is budgeted in the College's annual equipment budget and the funds are available with a mix of grant funding and College equipment reserve funding.

It is recommended that the Board authorize the College administration to purchase a used OEC 9600 Mobile C-arm imaging unit from Central Illinois X-ray of Bloomington, IL at a cost of \$30,450.

I am available for any questions you may have.

FINANCIAL REPORT



TO: Board of Trustees

FROM: Dr. Gayle Saunders

DATE: October 14, 2014

SUBJECT: Financial Report

Mr. Chairman, members of the Board, attached are the Treasurer's Report, Financial Statement, and the Bills for Ratification.

Greg Florian will be available to explain the Treasurer's Report and Financial Statement and to answer any questions regarding the bills.

Therefore, it is recommended that the Board of Trustees ratify the September 2014 bills paid and approve the Financial Statement to be filed for audit.

Thank you.

Richland Community College

Financial Report
September, 2014

Report -----	Page -----
Treasurer's Report	1
Revenue Summary-Education Fund	2
Revenue Summary-Operations and Maint	3
Revenue Summary-Operating Funds	4
Revenue Summary-Other Funds	5
Expenditure Summary by Major Function	8
Expenditure Summary by Operating Fund	10
Auxiliary Enterprise Fund	11
Restricted Purposes Fund-Grants	14
Expense Account Summary	16
Expenditure Summary by Cost Center	19
Bills Presented for Ratification	28

Richland Community College
Treasurer's Report
September 30, 2014

Fund	Balance 09/01/14	Receipts for Month	Disbursements for Month	Balance 09/30/14	Int. Bearing Accounts	Separate Inv. Instruments
Education Fund	2,851,792.27	6,129,139.19	(2,456,832.32)	6,514,099.14	5,664,099.14	850,000.00
Oper & Maint Restricted	2,233,902.59	287.38	.00	2,234,189.97	2,015,900.46	218,289.51
Bond & Interest Fund	952,828.59	25.06	.00	952,853.65	952,853.65	.00
Auxiliary Enterprises	105,418.11	31,017.76	(332.60)	136,103.27	136,103.27	.00
Restricted Purposes Fd	1,097,784.14	922,488.01	(1,100,000.00)	920,272.15	399,294.21	520,977.94
Working Cash Fund	5,351,332.56	114.44	.00	5,351,447.00	4,351,377.01	1,000,069.99
Trust & Agency Fund	70,832.76	385.29	.00	71,218.05	71,218.05	.00
Audit Fund	28,734.95	.76	.00	28,735.71	28,735.71	.00
Liab, Protect, Settle	443,104.09	9.02	.00	443,113.11	343,113.11	100,000.00
Totals	13,135,730.06	7,083,466.91	(3,567,164.92)	16,652,032.05	13,962,694.61	2,689,337.44

SEPARATE INVESTMENT INSTRUMENTS

Fund	Amount	Instrument	Rate	Maturity	Term/Months
EDUCATION FUND	300,000.00	CD-HPB	0.20	01/20/2015	6.0
EDUCATION FUND	300,000.00	CD-Busey	0.10	01/22/2015	6.0
EDUCATION FUND	250,000.00	CD-SOY	0.20	01/30/2015	12.0
O/M RESTR-GENERAL	218,289.52	CD-HPB	0.25	07/20/2015	12.0
RESTR-PARTNER'S IN ED	16,532.69	CD-PNC	0.10	07/30/2014	6.0
RESTR-EQUIP REPLACEMENT	300,000.00	CD-HPB	0.25	08/10/2014	12.0
RESTR-EQUIP REPLACEMENT	200,000.00	CD-HPB	0.10	10/31/2014	3.0
WORKING CASH FUND	301,668.48	CD-HPB	0.05	08/11/2014	3.0
WORKING CASH FUND	350,000.00	CD-HPB	0.25	11/22/2014	12.0
WORKING CASH FUND	117,618.62	CD-Regns	0.01	01/29/2015	7.0
WORKING CASH FUND	120,730.49	CD-Regns	0.05	03/21/2015	13.0
WORKING CASH FUND	110,000.00	CD-HPB	0.25	03/23/2015	12.0
LFS FUND	100,000.00	CD-Busey	0.10	09/27/2014	6.0

Richland Community College
 Revenue Summary-Education Fund
 For the month of September
 1415

	Actual Rev 09/30/13	Actual Rev 06/30/14	%	Budget 1415	Actual Rev 09/30/14	%
Fund: 01 Education Fund						
Local Government Sources						
Current Taxes	5,684,350.58	6,048,270.00	94.0	5,980,716.00	5,638,864.74	94.3
Chargeback	3,750.56	15,002.24	25.0	17,500.00	7,440.27	42.5
Interest on Taxes	.51	606.74	.1	700.00	1.11	.2
Local Government Sources	5,688,101.65	6,063,878.98	93.8	5,998,916.00	5,646,306.12	94.1
State Government Sources						
ICCB Credit Hour Grants	50,000.00	1,882,267.13	2.7	1,821,545.00	50,000.00	2.7
ICCB Equalization Grant	.00	302,569.00	.0	77,000.00	.00	.0
ICCB CTE Formula Grant	81,610.86	163,221.72	50.0	163,222.00	.00	.0
Replacement Taxes	90,700.47	439,375.92	20.6	420,000.00	80,908.22	19.3
State Government Sources	222,311.33	2,787,433.77	8.0	2,481,767.00	130,908.22	5.3
Student Tuition & Fees						
Tuition-Credit	3,052,090.32	5,387,948.65	56.6	5,768,940.00	2,969,230.20	51.5
Fees	356,691.50	662,847.50	53.8	778,800.00	399,408.97	51.3
Student Tuition & Fees	3,408,781.82	6,050,796.15	56.3	6,547,740.00	3,368,639.17	51.4
Other Revenue/Sources						
Investment Revenue	111.74	1,739.28	6.4	3,100.00	45.53	1.5
Other Revenue	65,580.06	294,686.74	22.0	351,084.00	65,287.82	18.3
Transfer In	.00	3,561.22	.0	5,000.00	.00	.0
Other Revenue/Sources	65,691.80	299,987.24	21.9	359,184.00	65,333.35	18.2
Total Revenue	9,384,886.60	15,202,096.14	61.7	15,387,607.00	9,211,186.86	59.9

Richland Community College
 Revenue Summary-Operations & Maint
 For the month of September
 1415

	Actual Rev 09/30/13	Actual Rev 06/30/14	%	Budget 1415	Actual Rev 09/30/14	%
Fund: 02 Operations & Maint						
Local Government Sources						
Current Taxes	826,641.90	879,306.73	94.0	877,179.00	821,135.83	93.6
Interest on Taxes	.07	86.17	.1	75.00	.15	.2
Local Government Sources	826,641.97	879,392.90	94.0	877,254.00	821,135.98	93.6
State Government Sources						
ICCB Credit Hour Grants	.00	167,588.52	.0	161,204.00	.00	.0
State Government Sources	.00	167,588.52	.0	161,204.00	.00	.0
Student Tuition & Fees						
Tuition-Credit	338,141.68	526,219.24	64.3	561,060.00	293,241.33	52.3
Student Tuition & Fees	338,141.68	526,219.24	64.3	561,060.00	293,241.33	52.3
Other Revenue/Sources						
Other Revenue	65,182.59	263,552.91	24.7	378,050.00	48,304.17	12.8
Other Revenue/Sources	65,182.59	263,552.91	24.7	378,050.00	48,304.17	12.8
Total Revenue	1,229,966.24	1,836,753.57	67.0	1,977,568.00	1,162,681.48	58.8

Richland Community College
 Revenue Summary-Operating Funds
 For the month of September
 1415

	Actual Rev 09/30/13	Actual Rev 06/30/14	%	Budget 1415	Actual Rev 09/30/14	%
Total Operating Funds						
Local Government Sources						
Current Taxes	6,510,992.48	6,927,576.73	94.0	6,857,895.00	6,460,000.57	94.2
Chargeback	3,750.56	15,002.24	25.0	17,500.00	7,440.27	42.5
Interest on Taxes	.58	692.91	.1	775.00	1.26	.2
Local Government Sources	6,514,743.62	6,943,271.88	93.8	6,876,170.00	6,467,442.10	94.1
State Government Sources						
ICCB Credit Hour Grants	50,000.00	2,049,855.65	2.4	1,982,749.00	50,000.00	2.5
ICCB Equalization Grant	.00	302,569.00	.0	77,000.00	.00	.0
ICCB CTE Formula Grant	81,610.86	163,221.72	50.0	163,222.00	.00	.0
Replacement Taxes	90,700.47	439,375.92	7.5	420,000.00	80,908.22	19.3
State Government Sources	222,311.33	2,955,022.29	7.5	2,642,971.00	130,908.22	5.0
Student Tuition & Fees						
Tuition-Credit	3,390,232.00	5,914,167.89	57.3	6,330,000.00	3,262,471.53	51.5
Fees	356,691.50	662,847.50	53.8	778,800.00	399,408.97	51.3
Student Tuition & Fees	3,746,923.50	6,577,015.39	57.0	7,108,800.00	3,661,880.50	51.5
Other Revenue/Sources						
Investment Revenue	111.74	1,739.28	6.4	3,100.00	45.53	1.5
Other Revenue	79,171.65	349,133.35	22.7	514,084.00	98,952.89	19.2
Transfer In	.00	3,561.22	.0	5,000.00	.00	.0
Other Revenue/Sources	79,283.39	354,433.85	22.4	522,184.00	98,998.42	19.0
Total Revenue	10,563,261.84	16,829,743.41	62.8	17,150,125.00	10,359,229.24	60.4

Richland Community College
Revenue Summary-Other Funds
For the month of September
1415

	Actual Rev 09/30/13	Actual Rev 06/30/14	%	Budget 1415	Actual Rev 09/30/14	%
Fund: 03 Oper & Maint Restricted						
Interest on Investments	35.88	654.87	5.5	6,000.00	.00	.0
Int on Cash/IL Funds Acc	6,583.41	17,629.93	37.3	.00	1,152.87	.0
Grants Revenue	.00	35,540.35	.0	.00	.00	.0
Gifts/Donations	.00	280,864.00	.0	1,957,835.00	.00	.0
Transfer In	.00	177,172.41	.0	.00	.00	.0
FundBalanceAppropriation	.00	.00	.0	3,065,500.00	.00	.0
Total Revenue/Sources	6,619.29	511,861.56	1.3	5,029,335.00	1,152.87	.0
Fund: 04 Bond & Interest Fund						
Current Taxes	2,264,737.55	2,408,480.54	94.0	2,438,283.00	2,272,256.85	93.2
Interest on Taxes	.22	236.79	.1	200.00	.49	.2
Int on Cash/IL Funds Acc	154.70	342.67	45.1	300.00	80.14	26.7
Total Revenue/Sources	2,264,892.47	2,409,060.00	94.0	2,438,783.00	2,272,337.48	93.2
Fund: 05 Auxiliary Enterprises						
CPED Credit Revenue	121,125.50	350,556.56	34.6	356,962.00	106,277.00	29.8
NonCredit Revenue	83,272.63	166,370.73	50.1	264,318.00	51,397.20	19.4
ContractNoncreditRevenue	10,847.10	38,360.70	28.3	38,531.00	9,043.75	23.5
ICCB Credit Hour Grants	7,258.19	68,389.95	10.6	82,356.00	16,882.46	20.5
Fitness Tuition	10,068.00	20,373.00	49.4	40,000.00	7,560.00	18.9
Fitness Membership Fees	3,930.00	9,933.00	39.6	15,000.00	4,005.00	26.7
Clubs and Organizations	79,295.52	257,154.40	30.8	192,640.00	33,885.18	17.6
Int on Cash/IL Funds Acc	6.61	123.45	5.4	.00	7.18	.0
Shilling Community Cntr	10,103.50	35,928.50	28.1	52,815.00	5,060.00	9.6
Child Care Revenue	26,479.50	99,368.73	26.6	95,000.00	20,068.00	21.1
CCRS Paid Revenue	3,908.97	23,902.06	16.4	38,500.00	5,935.49	15.4
Child Care Transfer Rev	.00	.00	.0	.00	13,500.00	.0
Copy Center Fees	10,429.71	42,321.64	24.6	26,675.00	6,259.32	23.5
Gifts/Donations	.00	10,064.15	.0	5,000.00	5,000.00	100.0
Transfer In	.00	95,500.00	.0	150,000.00	.00	.0
FundBalanceAppropriation	.00	.00	.0	36,000.00	.00	.0
LLC Contract Svcs Rev	4,065.00	16,260.00	25.0	16,260.00	.00	.0
Revenue-Contractual	2,481.00	4,685.00	53.0	1,500.00	2,461.50	164.1
Revenue-Misc/OtherSource	323.08	7,013.60	4.6	4,474.00	482.43	10.8
Total Revenue/Sources	373,594.31	1,246,305.47	30.0	1,416,031.00	287,824.51	20.3

Richland Community College
 Revenue Summary-Other Funds
 For the month of September
 1415

	Actual Rev 09/30/13	Actual Rev 06/30/14	%	Budget 1415	Actual Rev 09/30/14	%
Fund: 06 Restricted Purposes Fd						
Financial Aid	1,017,795.85	8,217,991.29	12.4	8,152,898.00	1,268,907.77	15.6
Interest on Investments	119.18	1,130.75	10.5	.00	.00	.0
Int on Cash/IL Funds Acc	3.30	82.25	4.0	.00	22.00	.0
College Fair Revenue-PIE	3,740.00	3,960.00	94.4	7,150.00	4,070.00	56.9
PartnersSaluteRevenuePIE	55.00	4,435.00	1.2	7,500.00	.00	.0
YouthLeadershipRev-PIE	6,250.00	6,800.00	91.9	6,000.00	4,700.00	78.3
Grants Revenue	124,258.97	1,226,601.42	10.1	1,726,183.11	77,783.53	4.5
Gifts/Donations	15,163.34	62,147.89	24.4	101,170.00	22,725.86	22.5
Contributions-PIE	94.00	18,301.25	.5	19,000.00	10,025.00	52.8
Transfer In	.00	347,874.74	.0	65,075.00	.00	.0
FundBalanceAppropriation	.00	.00	.0	236,725.81	9,034.81	3.8
Reimbursed Expenditures	.00	3,184.35	.0	.00	.00	.0
Revenue-Contractual	.00	776,627.74	.0	353,088.93	.00	.0
Revenue-Misc/OtherSource	2,000.00	18,700.00	10.7	22,207.00	9,112.50	41.0
Total Revenue/Sources	1,169,479.64	10,687,836.68	10.9	10,696,997.85	1,406,381.47	13.1
Fund: 07 Working Cash Fund						
Interest on Corp Cash	571.07	3,561.22	16.0	5,000.00	366.03	7.3
Total Revenue/Sources	571.07	3,561.22	16.0	5,000.00	366.03	7.3
Fund: 10 Trust & Agency Fund						
Club Revenue	895.81	30,168.33	3.0	25,000.00	.00	.0
Int on Cash/IL Funds Acc	9.64	56.24	17.1	100.00	5.96	6.0
Transfer In	.00	7,935.82	.0	.00	.00	.0
Contributions	.00	58,000.00	.0	111,000.00	.00	.0
Total Revenue/Sources	905.45	96,160.39	.9	136,100.00	5.96	.0

Richland Community College
 Revenue Summary-Other Funds
 For the month of September
 1415

	Actual Rev 09/30/13	Actual Rev 06/30/14	%	Budget 1415	Actual Rev 09/30/14	%
Fund: 11 Audit Fund						
Current Taxes	56,089.45	60,403.58	92.9	68,184.00	62,911.09	92.3
Interest on Taxes	.00	5.92	.0	15.00	.01	.1
Int on Cash/IL Funds Acc	2.18	8.61	25.3	15.00	2.42	16.1
LLC Contract Svcs Rev	3,550.00	3,550.00	100.0	.00	.00	.0
Total Revenue/Sources	59,641.63	63,968.11	93.2	68,214.00	62,913.52	92.2
Fund: 12 Liab,Protect,Settle						
Current Taxes	1,149,514.87	1,221,596.71	94.1	1,356,689.00	1,264,602.07	93.2
Interest on Taxes	.10	120.00	.1	200.00	.24	.1
Insurance-StudentFees	9,808.00	19,272.00	50.9	18,000.00	7,560.00	42.0
Interest on Investments	.00	26.03	.0	150.00	.00	.0
Int on Cash/IL Funds Acc	58.82	355.50	16.5	500.00	28.76	5.8
Total Revenue/Sources	1,159,381.79	1,241,370.24	93.4	1,375,539.00	1,272,191.07	92.5

Richland Community College
Expenditure Summary by Major Function
For the month of September
25% of Fiscal Year 1415

	Budget 1415	** Actual Expended 09/30/2014	** %	Encumbered	*** Unencumbered Amount	*** %
Fund: Education Fund						
Office of Stu and Acad	82,786.00	12,341.64	14.91	.00	70,444.36	85.09
Business and Technology	2,319,067.00	557,011.91	24.02	17,152.20	1,744,902.89	75.24
Comm, Ed, Hum and Fine A	1,799,791.00	486,975.27	27.06	177.06	1,312,638.67	72.93
Math and Sciences	2,120,350.00	562,712.72	26.54	2,737.60	1,554,899.68	73.33
Health Professions	1,888,014.00	504,960.00	26.75	3,987.45	1,379,066.55	73.04
Enrollment Services	1,615,127.00	384,016.07	23.78	3,392.86	1,227,718.07	76.01
Academic Support-IRC	490,329.00	140,112.97	28.58	8,789.85	341,426.18	69.63
Retention Services	170,984.00	42,039.73	24.59	272.00	128,672.27	75.25
Technical Services Supp	368,698.00	169,409.10	45.95	11,923.08	187,365.82	50.82
Institutional Support	3,621,555.00	964,364.74	26.63	88,003.55	2,569,186.71	70.94
Scholarship and Waivers	453,000.00	126,398.72	27.90	.00	326,601.28	72.10
Clubs	117,906.00	28,459.11	24.14	.00	89,446.89	75.86
Transfer Out	340,000.00	.00	.00	.00	340,000.00	100.00
Total Education Fund	15,387,607.00	3,977,975.98	25.85	136,435.65	11,273,195.37	73.26
Fund: Operations & Maint						
Maintenance	1,977,568.00	383,673.78	19.40	551,900.16	1,041,994.06	52.69
Total Operations & Maint	1,977,568.00	383,673.78	19.40	551,900.16	1,041,994.06	52.69
Fund: Oper & Maint Restricted						
Protection, Health, Safety	5,029,335.00	878,646.11	17.47	361,084.45	3,789,604.44	75.35
Maintenance	.00	.00	.00	1,363.20	-1,363.20	.00
Liability Protection	.00	.00	.00	.00	.00	.00
Total Oper & Maint Restricted	5,029,335.00	878,646.11	17.47	362,447.65	3,788,241.24	75.32
Fund: Bond & Interest Fund						
Bond and Interest	2,438,783.00	886,533.75	36.35	.00	1,552,249.25	63.65
Total Bond & Interest Fund	2,438,783.00	886,533.75	36.35	.00	1,552,249.25	63.65
Fund: Auxiliary Enterprises						
Instructional Programs	585,306.00	120,828.98	20.64	28,581.96	435,895.06	74.47
Auxiliary Services	580,869.00	112,937.14	19.44	26,637.91	441,293.95	75.97
Business/Community Educa	164,877.00	48,618.82	29.49	.00	116,258.18	70.51
Institutional Support	84,979.00	14,677.28	17.27	35,282.69	35,019.03	41.21
Total Auxiliary Enterprises	1,416,031.00	297,062.22	20.98	90,502.56	1,028,466.22	72.63

Richland Community College
Expenditure Summary by Major Function
For the month of September
25% of Fiscal Year 1415

	Budget 1415	** Actual Expended 09/30/2014	** %	Encumbered	*** Unencumbered Amount	*** %
Fund: Restricted Purposes Fd						
Grants	2,589,349.85	585,868.72	22.63	273,915.42	1,729,565.71	66.80
Financial Aid	8,107,648.00	1,585,618.06	19.56	.00	6,522,029.94	80.44
Total Restricted Purposes Fd	10,696,997.85	2,171,486.78	20.30	273,915.42	8,251,595.65	77.14
Fund: Working Cash Fund						
Transfer Out	5,000.00	.00	.00	.00	5,000.00	100.00
Total Working Cash Fund	5,000.00	.00	.00	.00	5,000.00	100.00
Fund: Trust & Agency Fund						
Clubs	136,000.00	15,565.16	11.44	184.24	120,250.60	88.42
Total Trust & Agency Fund	136,000.00	15,565.16	11.44	184.24	120,250.60	88.42
Fund: Audit Fund						
Institutional Support	15,142.00	3,803.00	25.12	.00	11,339.00	74.88
Audit	44,200.00	33,200.00	75.11	11,000.00	.00	.00
Contingency	8,872.00	.00	.00	.00	8,872.00	100.00
Total Audit Fund	68,214.00	37,003.00	54.25	11,000.00	20,211.00	29.63
Fund: Liab,Protect,Settle						
Liability Protection	1,261,035.00	311,262.92	24.68	340,234.13	609,537.95	48.34
Contingency	114,504.00	.00	.00	.00	114,504.00	100.00
Total Liab,Protect,Settle	1,375,539.00	311,262.92	22.63	340,234.13	724,041.95	52.64

Richland Community College
Expenditure Summary-Operating Funds
For the month of September
25% of Fiscal Year 1415

	Actual Exp 09/30/13	** Actual Expense ** 06/30/14	%	Budget 1415	*** Actual Expense ** 09/30/14	%	Encumbered	*** Unencumbered *** %
Fund: Education Fund								
Salaries	2,857,642.46	11,040,769.90	25.9	11,038,103.00	2,829,730.31	25.6	.00	8,208,372.69 74.4
Employee Benefits	492,067.44	2,004,219.36	24.6	2,010,962.00	467,116.82	23.2	.00	1,543,845.18 76.8
Contractual Services	65,287.29	289,368.27	22.6	325,724.00	188,022.23	57.7	3,223.98	134,477.79 41.3
Commodities	246,381.41	826,140.53	29.8	811,968.00	285,675.78	35.2	74,182.67	452,109.55 55.7
Travel	39,791.32	164,840.02	24.1	182,050.00	42,891.09	23.6	19,724.60	119,434.31 65.6
Fixed Charges	35,666.00	132,154.69	27.0	111,300.00	22,714.84	20.4	35,597.41	52,987.75 .5
Capital Outlay	1,768.85	8,816.46	20.1	.00	.00	.0	3,618.99	-3,618.99 .0
Other	161,837.44	869,374.85	18.6	567,500.00	141,824.91	25.0	88.00	425,587.09 75.0
Transfer Out	.00	385,202.81	.0	340,000.00	.00	.0	.00	340,000.00 100.0
Contingency	.00	.00	.0	.00	.00	.0	.00	.00 .0
Total Expenditures	3,900,442.21	15,720,886.89	24.8	15,387,607.00	3,977,975.98	25.9	136,435.65	11,273,195.37 73.3

Fund: Operations & Maint

Salaries	99,806.00	399,377.92	25.0	431,070.00	112,836.13	26.2	.00	318,233.87 73.8
Employee Benefits	24,822.01	97,067.02	25.6	105,713.00	29,551.09	28.0	.00	76,161.91 72.0
Contractual Services	87,463.56	487,431.46	17.9	538,320.00	84,543.51	15.7	314,884.33	138,892.16 25.8
Commodities	27,446.21	135,157.75	20.3	170,207.00	19,128.60	11.2	68,209.45	82,868.95 48.7
Travel	611.36	1,449.31	42.2	3,000.00	380.71	12.7	.00	2,619.29 87.3
Fixed Charges	112,571.13	663,592.16	17.0	729,258.00	137,233.74	18.8	168,806.38	423,217.88 .6
Capital Outlay	.00	43,990.73	.0	.00	.00	.0	.00	.00 .0
Total Expenditures	352,720.27	1,828,066.35	19.3	1,977,566.00	383,673.78	19.4	551,900.16	1,041,994.06 52.7

Total Operating Funds

Salaries	2,957,448.46	11,440,147.82	25.9	11,469,173.00	2,942,566.44	25.7	.00	8,526,606.56 74.3
Employee Benefits	516,889.45	2,101,286.38	24.6	2,116,675.00	496,667.91	23.5	.00	1,620,007.09 76.5
Contractual Services	152,750.85	776,799.73	19.7	864,044.00	272,565.74	31.5	318,108.31	273,369.95 31.6
Commodities	273,827.62	961,298.28	28.5	982,175.00	304,804.38	31.0	142,392.12	534,978.50 54.5
Travel	40,402.68	166,289.33	24.3	185,050.00	43,271.80	23.4	19,724.60	122,053.60 66.0
Fixed Charges	148,237.13	795,746.85	18.6	840,558.00	159,948.58	19.0	204,403.79	476,205.63 56.7
Capital Outlay	1,768.85	52,807.19	3.3	.00	.00	19.0	3,618.99	-3,618.99 56.7
Other	161,837.44	869,374.85	18.6	567,500.00	141,824.91	25.0	88.00	425,587.09 75.0
Transfer Out	.00	385,202.81	.0	340,000.00	.00	.0	.00	340,000.00 100.0
Total Expenditures	4,253,162.48	17,548,953.24	24.2	17,365,175.00	4,361,649.76	25.1	688,335.81	12,315,189.43 70.9

Auxiliary Enterprises Fund
 Outdoor Events
 Statement of Revenue and Expense
 Cash Basis
 SEPT 1415

	Actual	Budget
Revenues:		
6014 Dance Productions	4,890.00	30,000.00
6019 Outdoor Events	1,075.00	16,660.00
6023 Car Show	0.00	7,000.00
6024 Dog Show	0.00	6,000.00
6026 Drone Conference	3,750.00	0.00
6030 Misc Events	3,000.00	5,500.00
	-----	-----
Total Revenues	12,715.00	65,160.00
	-----	-----
Expenses:		
6014 Dance Productions	1,238.73	22,041.00
6019 Outdoor Events	27,943.79	120,897.00
6020 Farm Progress Show	0.00	6,350.00
6021 Concert	0.00	500.00
6023 Car Show	0.00	4,025.00
6024 Dog Show	0.00	1,260.00
6026 Drone Conference	0.00	2,075.00
6030 Misc Events	0.00	4,350.00
	-----	-----
Total Expenses	29,182.52	161,498.00
	-----	-----
Net Income (Loss)	(16,467.52)	(96,338.00)
	-----	-----

Auxiliary Enterprises Fund
 Workforce Development
 Statement of Revenue and Expense
 Cash Basis
 SEPT 1415

	Actual	Budget
Revenues:		
6009 Traffic Safety	10,521.75	43,331.00
8907 Culinary Restaurant	2,976.64	44,500.00
8908 Coffee Shop	14,800.36	60,924.00
Total Revenues	28,298.75	148,755.00
Expenses:		
6009 Traffic Safety	8,216.61	43,704.00
8907 Culinary Restaurant	2,617.56	44,500.00
8908 Coffee Shop	8,710.41	45,900.00
Total Expenses	19,544.58	134,104.00
Net Income (Loss)	8,754.17	14,651.00

Richland Community College
Restricted Purposes Fund-Grants
SEPT 1415

	Grant Period	Budget	* Actual Expense % *	Encumbered	** Unencumbered % **
Federally Funded Grants					
11117 ADM Sequestration Grant	07/01/2010 - 06/30/2015	78,646.00	60,302.76	3,604.34	14,738.90
11496 DCP-STOP Act	09/30/2013 - 09/29/2014	31,152.55	12,725.24	3,122.83	15,304.48
11595 DCP-Strategic Prevention	07/01/2014 - 06/30/2015	102,531.55	21,017.55	4,206.62	77,307.38
11480 TRIO Grant	09/01/2013 - 08/31/2014	57,072.86	56,099.83	2,657.76	-1,684.73
11580 TRIO Grant	09/01/2014 - 08/30/2015	281,348.00	22,849.44	1,500.00	256,998.56
11316 TrainingAssist/CareerTry	10/01/2012 - 09/30/2016	338,390.00	5,431.90	208,267.80	124,690.30
Total		889,140.96	178,426.72	225,109.35	485,604.89
State Funded Grants					
11523 Bridging the Gap	09/01/2014 - 06/30/2014	10,000.00	0.00	0.00	10,000.00
11520 Co-OpWorkStudy-IBHE	07/01/2014 - 06/30/2015	18,980.00	0.00	0.00	18,980.00
11217 Coal Educ & Mktg -DCEO	04/01/2012 - 07/31/2014	15,100.12	15,100.12	0.00	0.00
11440 Decatur DOC	10/01/2013 - 09/30/2014	151,037.57	78,478.70	234.98	72,323.89
11524 DualCreditEnhancement	07/01/2014 - 06/30/2015	10,000.00	0.00	0.00	10,000.00
11518 Hwy Construct Career Grt	07/01/2014 - 06/30/2015	260,131.00	0.00	0.00	260,131.00
11441 Lincoln DOC	10/01/2013 - 09/30/2014	71,411.32	50,144.05	217.84	21,049.43
11442 Logan DOC	10/01/2013 - 09/30/2014	120,640.04	72,562.90	345.38	47,731.76
11554 Performance Grant	07/01/2014 - 06/30/2015	48,575.00	8,893.38	0.00	39,681.62
11444 Pontiac DOC	10/01/2013 - 09/30/2014	24,158.10	10,346.64	0.00	13,811.46
11560 Public Assistance	07/01/2014 - 06/30/2015	51,586.00	10,084.09	0.00	41,501.91
11564 SOS Literacy - State	07/01/2014 - 06/30/2015	67,000.00	12,728.67	0.00	54,271.33
11572 State Basic Adult Ed	07/01/2014 - 06/30/2015	37,981.00	7,302.52	0.00	30,678.48
11566 Workplace Skills Enhance	07/01/2014 - 06/30/2015	14,500.00	810.59	0.00	13,689.41
Total		901,100.15	266,451.66	798.20	633,850.29
Locally Funded Grants					
11322 AACCC Plus 50 Grant	04/01/2013 -	13,034.81	2,824.74	0.00	10,210.07
8999 Decatur Comm Partnership	10/01/2007 -	12,000.00	10.00	0.00	11,990.00
11373 Literacy Grant-EdCo	03/01/2013 - 12/31/2014	51,852.93	5,253.09	0.00	46,599.84
Total		76,887.74	8,087.83	0.00	68,799.91
Cash/RCC Restricted Programs					
9098 Partners in Education	-	84,725.00	19,356.78	0.00	65,368.22
11458 Project READ	07/01/2013 -	100,207.00	25,132.78	0.00	75,074.22
EQUI Reserved for Equipment	07/01/2005 -	227,691.00	27,047.35	17,045.16	183,598.49
Total		412,623.00	71,536.91	17,045.16	324,040.93

Richland Community College
 Restricted Purposes Fund-Grants
 SEPT 1415

RCC-Foundation Funded Grants	Grant Period	Budget	* Actual Expense % *	Encumbered	** Unencumbered % **

11533 Foundation Gifts to RCC	07/01/2014 - 06/30/2015	41,170.00	7,047.51 17.12	16,169.72	17,952.77 43.61
Total		41,170.00	7,047.51 17.12	16,169.72	17,952.77 43.61
Fed Funded through State					

11512 Carl Perkins- ICCB	07/01/2014 - 06/30/2015	176,542.00	19,772.77 11.20	14,792.99	141,976.24 80.42
11532 Federal Adult Ed Basic	07/01/2014 - 06/30/2015	33,780.00	6,198.58 18.35	0.00	27,581.42 81.65
11556 Program Improvement Grnt	07/01/2014 - 06/30/2015	12,856.00	5,284.62 41.11	0.00	7,571.38 58.89
Total		223,178.00	31,255.97 14.00	14,792.99	177,129.04 79.37
Total Grants		2,544,099.85	562,806.60 22.12	273,915.42	1,707,377.83 67.11

Richland Community College
ACCOUNT SUMMARY
SEPT 1415

Fund: Education Fund Acct Description	Month		Full Year		Year to Date		Pct	Variance
	Actual	Budget	Actual	Budget	Actual	Encumbered		
51100 Administrative Staff Sal	159,228.83	1,927,784.00	475,465.21	0.00	0.00	0.00	24.7	1,452,318.79
51102 Administrative Staff-PT	3,340.91	0.00	3,340.91	0.00	0.00	0.00	.0	-3,340.91
51200 Professional/Tech Salary	50,217.49	678,618.00	157,927.85	0.00	0.00	0.00	23.3	520,690.15
51201 Professional/Tech-PT	809.52	31,500.00	1,214.28	0.00	0.00	0.00	3.9	30,285.72
51202 Professional/Tech-PT	2,923.82	35,000.00	13,484.94	0.00	0.00	0.00	38.5	21,515.06
51310 F/T Faculty Salary	348,837.70	3,995,352.00	908,423.80	0.00	0.00	0.00	22.7	3,086,928.20
51315 F/T Faculty-Summer Sal	0.00	339,028.00	305,392.02	0.00	0.00	0.00	90.1	33,635.98
51320 P/T Faculty Salary	122,729.90	977,280.00	181,676.58	0.00	0.00	0.00	18.6	795,603.42
51325 P/T Faculty-Summer Sal	0.00	96,033.00	95,837.01	0.00	0.00	0.00	99.8	195.99
51340 Overload Salary	41,812.35	456,175.00	64,334.05	0.00	0.00	0.00	14.1	391,840.95
51345 Clinical Risk Stipends	3,705.56	35,500.00	7,658.34	0.00	0.00	0.00	21.6	27,841.66
51350 Independent Study Salary	300.00	14,600.00	9,000.00	0.00	0.00	0.00	61.6	5,600.00
51356 Subs Instructors Salary	1,508.16	14,550.00	2,988.61	0.00	0.00	0.00	20.5	11,561.39
51360 LabFacilitators	3,277.09	34,000.00	8,019.46	0.00	0.00	0.00	23.6	25,980.54
51362 Faculty Tutors Salary	10,922.19	154,928.00	22,732.42	0.00	0.00	0.00	14.7	132,195.58
51391 Faculty Curriculum Dev OL	2,025.00	7,000.00	5,625.00	0.00	0.00	0.00	80.4	1,375.00
51392 Faculty Curriculum Dev	0.00	1,800.00	0.00	0.00	0.00	0.00	.0	1,800.00
51400 Supervisory Staff Salary	42,987.36	611,240.00	141,532.98	0.00	0.00	0.00	23.2	469,707.02
51500 Academic Support Salary	14,583.28	170,505.00	42,625.92	0.00	0.00	0.00	25.0	127,879.08
51502 Academic Support-PT	16,665.56	161,155.00	79,123.56	0.00	0.00	0.00	49.1	82,031.44
51610 F/T Classified Salary	88,229.74	1,075,457.00	254,987.86	0.00	0.00	0.00	23.7	820,469.14
51620 P/T Classified Salary	6,160.81	88,731.00	16,248.83	0.00	0.00	0.00	18.3	72,482.17
51630 Classified-Temporary	4,807.56	1,000.00	11,859.95	0.00	0.00	0.00	1186.0	-10,859.95
51800 Student Workers Salary	4,131.23	68,925.00	8,363.52	0.00	0.00	0.00	12.1	60,561.48
51906 Interpreter Salary	1,937.52	25,000.00	2,870.40	0.00	0.00	0.00	11.5	22,129.60
51918 Overtime Wages	903.35	8,150.00	2,784.71	0.00	0.00	0.00	34.2	5,365.29
51930 Car Allowance	200.00	2,400.00	600.00	0.00	0.00	0.00	25.0	1,800.00
51935 SURS Fringe Benefit	1,870.70	26,392.00	5,612.10	0.00	0.00	0.00	21.3	20,779.90
52080 SURS-RetireeHealthContri	3,805.57	46,880.00	11,318.59	0.00	0.00	0.00	24.1	35,561.41
52100 EmployeeBenefitsTotal	0.00	3,500.00	0.00	0.00	0.00	0.00	.0	3,500.00
52101 Group Medical Ins	144,237.71	1,826,173.00	398,971.33	0.00	0.00	0.00	21.8	1,427,201.67
52102 Group Dental Ins	5,458.02	69,387.00	14,980.28	0.00	0.00	0.00	21.6	54,406.72
52104 Group Life Ins	2,788.71	34,517.00	7,905.30	0.00	0.00	0.00	22.9	26,611.70
52105 Group LTD Ins	1,753.18	21,245.00	4,976.93	0.00	0.00	0.00	23.4	16,268.07
52106 Long-Term Care Ins	0.00	4,000.00	3,853.39	0.00	0.00	0.00	96.3	146.61
52700 Medicare	0.00	260.00	0.00	0.00	0.00	0.00	.0	260.00
52750 Staff/Family Waivers	2,844.00	5,000.00	25,111.00	0.00	0.00	0.00	502.2	-20,111.00
53200 Consultants/Workshops	0.00	5,150.00	0.00	0.00	0.00	0.00	.0	5,150.00
53205 Admin Computer-Maint	0.00	181,459.00	161,222.06	0.00	0.00	0.00	88.8	20,236.94
53400 Equip Repair/Maint Agree	697.90	21,575.00	2,994.27	0.00	1,312.73	0.00	20.0	17,268.00
53500 Legal Services-Admin	5,240.65	51,000.00	6,206.13	0.00	0.00	0.00	12.2	44,793.87
53900 Contractual-Other	4,653.07	39,685.00	4,162.67	0.00	1,911.25	0.00	15.3	33,611.08
53920 Wellness Program	0.00	5,600.00	3,030.00	0.00	0.00	0.00	54.1	2,570.00
53938 Tuition	0.00	3,000.00	0.00	0.00	0.00	0.00	.0	3,000.00
53955 Faculty Development	0.00	855.00	467.08	0.00	0.00	0.00	54.6	387.92
53956 Staff Development	0.00	4,250.00	1,707.50	0.00	0.00	0.00	40.2	2,542.50
53974 Resource Persons	0.00	200.00	0.00	0.00	0.00	0.00	.0	200.00
53975 Professional Fees	0.00	7,500.00	5,119.00	0.00	0.00	0.00	68.3	2,381.00
53993 Employee Recognition EAT	556.34	1,600.00	1,306.22	0.00	0.00	0.00	81.6	293.78
53995 Meals	0.00	2,850.00	1,807.30	0.00	0.00	0.00	63.4	1,042.70
53998 Student Awards	0.00	1,000.00	0.00	0.00	0.00	0.00	.0	1,000.00

Richland Community College
ACCOUNT SUMMARY

SEPT 1415

Fund: Education Fund Acct Description	Month Actual	Full Year Budget	Year to Date		Pct	Variance
			Actual	Encumbered		
54101 Office Supplies	33.50	35,063.00	302.53	0.00	.9	34,760.47
54102 Instructional Supplies	16,671.71	137,774.00	32,008.60	9,142.44	29.9	96,622.96
54200 Printing	2,214.80	32,006.00	9,491.56	12,907.28	70.0	9,607.16
54205 Credit Schedules	0.00	6,300.00	0.00	0.00	.0	6,300.00
54210 Catalog Printing	0.00	5,490.00	0.00	0.00	.0	5,490.00
54400 Materials	364.92	105,049.00	4,392.07	11,921.69	15.5	88,735.24
54401 Audio Visual Materials	19.14	8,550.00	2,355.84	1,659.94	47.0	4,534.22
54402 Postage	15.84	34,440.00	2,539.86	0.00	7.4	31,900.14
54408 Computer Software	487.50	129,682.00	113,749.63	5,555.88	92.0	10,376.49
54413 Transcripts	0.00	22,500.00	13,000.00	0.00	57.8	9,500.00
54515 Reference Materials	0.00	4,703.00	3,894.99	0.00	82.8	808.01
54520 Books-Library Collection	910.66	18,000.00	5,313.46	861.17	34.3	11,825.37
54600 Publications & Dues	3,265.50	122,057.00	69,069.52	6,145.58	61.6	46,841.90
54700 Advertising	11,719.67	138,990.00	27,341.86	25,874.44	38.3	85,773.70
54705 Specialities	365.01	4,320.00	2,074.15	0.00	48.0	2,245.85
54710 WYSE Activities	0.00	1,059.00	0.00	0.00	.0	1,059.00
54905 Graphic Supplies	0.00	5,085.00	55.96	0.00	1.1	5,029.04
54908 Laundry/Linen Supplies	47.04	900.00	85.75	114.25	22.2	700.00
55100 Meeting Expense	716.48	22,118.00	2,419.67	273.20	12.2	19,425.13
55102 Alumni Activities	0.00	180.00	0.00	0.00	.0	180.00
55150 Registration Fees	665.00	46,120.00	12,477.00	6,249.99	40.6	27,393.01
55200 Travel-In State	1,477.10	33,998.00	3,870.04	4,463.26	24.5	25,664.70
55204 Travel-In State Mileage	215.04	7,947.00	1,374.35	2,024.96	42.8	4,547.69
55300 Travel-Out of State	413.82	69,687.00	22,060.03	6,713.19	41.3	40,913.78
55400 Recruitment	0.00	2,000.00	690.00	0.00	34.5	1,310.00
56200 Equipment Rental	5,600.74	47,000.00	12,187.95	29,688.37	89.1	5,123.68
56800 Bank Card Fees	878.46	16,000.00	5,266.16	0.00	32.9	10,733.84
56810 Collection Co Charges	491.11	18,000.00	1,759.00	0.00	9.8	16,241.00
56815 Graduation Expense	0.00	18,000.00	84.63	3,490.00	19.9	14,425.37
57500 Telephone	0.00	800.00	100.04	0.00	12.5	699.96
57700 Telecommunications	94.02	11,500.00	3,317.06	2,419.04	49.9	5,763.90
58600 Equipment-Instructional	0.00	0.00	0.00	3,618.99	.0	-3,618.99
59040 Write-Offs	3,969.21	25,000.00	7,911.21	0.00	31.6	17,088.79
59300 Chargeback Expense	384.20	40,000.00	1,521.50	0.00	3.8	38,478.50
59405 Tuition Waiver	2,783.01	250,000.00	116,966.01	0.00	46.8	133,033.99
59415 Illinois Veterans Grants	0.00	100,000.00	0.00	0.00	.0	100,000.00
59416 Unfunded ING/MIA/POW	0.00	38,000.00	0.00	0.00	.0	38,000.00
59901 Contributions	13,500.00	105,000.00	13,500.00	0.00	12.9	91,500.00
59965 Bank Service Charges	606.96	7,500.00	1,705.39	88.00	23.9	5,706.61
59999 Expense-Other	294.40	2,000.00	220.80	0.00	11.0	1,779.20
71000 Transfer Out	1,174,355.62	15,047,607.00	3,977,975.98	136,435.65	27.3	10,933,195.37
01 Education Fund	0.00	340,000.00	0.00	0.00	0.0	340,000.00
	1,174,355.62	15,387,607.00	3,977,975.98	136,435.65	26.7	11,273,195.37

Richland Community College

ACCOUNT SUMMARY

SEPT 1415

Fund: Operations & Maint Acct Description	Month Actual	Full Year Budget	Year to Date		Encumbered	Pct	Variance
			Actual	Encumbered			
51100 Administrative Staff Sal	5,554.91	66,781.00	16,664.72	0.00	0.00	25.0	50,116.28
51200 Professional/Tech Salary	2,190.38	26,942.00	6,571.14	0.00	0.00	24.4	20,370.86
51400 Supervisory Staff Salary	9,572.84	116,680.00	28,718.52	0.00	0.00	24.6	87,961.48
51610 F/T Classified Salary	2,140.66	32,000.00	17,740.38	0.00	0.00	55.4	14,259.62
51700 Custodial,Maint Stf Sal	13,770.61	176,167.00	40,092.15	0.00	0.00	22.8	136,074.85
51800 Student Workers Salary	0.00	3,500.00	0.00	0.00	0.00	.0	3,500.00
51918 Overtime Wages	0.00	9,000.00	3,049.22	0.00	0.00	33.9	5,950.78
52080 SUKS-RetireeHealthContri	166.16	2,093.00	502.27	0.00	0.00	24.0	1,590.73
52101 Group Medical Ins	7,964.41	96,901.00	24,275.00	0.00	0.00	25.1	72,626.00
52102 Group Dental Ins	322.90	3,839.00	968.70	0.00	0.00	25.2	2,870.30
52104 Group Life Ins	135.58	1,792.00	409.94	0.00	0.00	22.9	1,382.06
52105 Group LTD Ins	83.08	1,088.00	251.18	0.00	0.00	23.1	836.82
52750 Staff/Family Waivers	-342.00	0.00	3,144.00	0.00	0.00	.0	-3,144.00
53400 Equip Repair/Maint Agree	1,662.03	62,000.00	9,508.52	10,966.17	10,966.17	33.0	41,525.31
53405 Telephone Maint Agree	0.00	10,000.00	0.00	10,816.04	10,816.04	108.2	-816.04
53410 Custodial Services	620.00	389,430.00	57,118.85	280,165.15	280,165.15	86.6	52,146.00
53415 Security	1,290.55	12,355.00	10,634.42	1,720.58	1,720.58	100.0	0.00
53420 Building Repair/Maint	0.00	7,000.00	0.00	0.00	0.00	.0	7,000.00
53900 Contractual-Other	0.00	33,885.00	3,826.39	4,826.39	4,826.39	25.5	25,232.22
53910 Pest Control	710.00	13,650.00	2,130.00	6,390.00	6,390.00	62.4	5,130.00
53915 Snow/Grounds	400.00	10,000.00	1,325.33	0.00	0.00	13.3	8,674.67
54101 Office Supplies	0.00	900.00	0.00	0.00	0.00	.0	900.00
54102 Instructional Supplies	0.00	1,750.00	0.00	0.00	0.00	.0	1,750.00
54104 Maintenance Supplies	4,123.28	112,887.00	13,373.01	47,346.32	47,346.32	53.8	52,167.67
54105 Vehicle Expense	-137.50	19,500.00	2,993.74	11,593.82	11,593.82	74.8	4,912.44
54107 Wind Turbine Maintenance	0.00	20,000.00	0.00	5,500.00	5,500.00	27.5	14,500.00
54200 Printing	35.03	850.00	163.18	0.00	0.00	19.2	686.82
54400 Materials	0.00	2,420.00	0.00	1,790.71	1,790.71	74.0	629.29
54402 Postage	0.00	350.00	49.60	0.00	0.00	14.2	300.40
54408 Computer Software	0.00	3,600.00	1,800.00	0.00	0.00	50.0	1,800.00
54600 Publications & Dues	0.00	1,650.00	147.61	0.00	0.00	8.9	1,502.39
54700 Advertising	0.00	300.00	80.06	0.00	0.00	26.7	219.94
54910 Uniforms	217.25	6,000.00	521.40	1,978.60	1,978.60	41.7	3,500.00
55100 Meeting Expense	0.00	100.00	86.63	0.00	0.00	86.6	13.37
55150 Registration Fees	0.00	900.00	0.00	0.00	0.00	.0	900.00
55200 Travel-In State	0.00	2,000.00	294.08	0.00	0.00	14.7	1,705.92
56100 Facility Rental	0.00	138,595.00	34,347.75	98,543.29	98,543.29	95.9	5,703.96
56200 Equipment Rental	0.00	2,800.00	0.00	0.00	0.00	.0	2,800.00
56600 Install Pymt Lease/Purch	6,647.00	79,764.00	18,847.80	59,823.00	59,823.00	98.6	1,093.20
56750 Property Taxes	0.00	8,900.00	943.25	0.00	0.00	10.6	7,956.75
57150 Propane	0.00	7,500.00	0.00	0.00	0.00	.0	7,500.00
57300 Electricity	31,402.96	393,099.00	59,988.68	0.00	0.00	15.3	333,110.32
57400 Water,Sewage	2,484.96	27,800.00	6,403.11	0.00	0.00	23.0	21,396.89
57500 Telephone	6,795.16	44,700.00	12,119.82	1,029.00	1,029.00	29.4	31,551.18
57600 Refuse Disposal	1,482.73	20,750.00	3,902.87	9,411.09	9,411.09	64.2	7,436.04
57700 Telecommunications	342.62	5,350.00	680.46	0.00	0.00	12.7	4,669.54
71000 Transfer Out	99,635.60	1,977,568.00	383,673.78	551,900.16	551,900.16	47.3	1,041,994.06
02 Operations & Maint	99,635.60	1,977,568.00	383,673.78	551,900.16	551,900.16	47.3	1,041,994.06

Richland Community College
Expenditure Summary by Cost Center
For the month of September
25% of Fiscal Year 1415

	Budget 1415	** Actual 09/30/2014	** %	Encumbered	*** %	Unencumbered	*** %
Fund: Education Fund							
Costs for Office of Stu and Acad							
GED-AB & ASE	10,064.00	1,613.80	16.04	.00	8,450.20	83.96	
DOC General Studies	43,850.00	10,287.11	23.46	.00	33,562.89	76.54	
Honors Program	6,117.00	440.73	7.21	.00	5,676.27	92.79	
Online Learning	148,674.00	32,902.97	22.13	.00	115,771.03	77.87	
Dual Credit	15,000.00	.00	.00	.00	15,000.00	100.00	
Diversity	6,755.00	.00	.00	.00	6,755.00	100.00	
Student Relations	1,000.00	.00	.00	.00	1,000.00	100.00	
Total Office of Stu and Acad	231,460.00	45,244.61	19.55	.00	186,215.39	80.45	
Costs for Business and Technology							
Accounting/Business	160,702.00	35,967.30	22.38	.00	124,734.70	77.62	
Culinary Arts	300,958.00	80,376.91	26.71	.00	220,581.09	73.29	
Information Tech-OccTech	221,280.00	61,184.64	27.65	7,712.71	152,382.65	68.86	
Office Tech-Bus Occ	232,928.00	50,046.65	21.49	3,696.77	179,184.58	76.93	
Agribusiness-OccTech	139,868.00	44,948.56	32.14	.00	94,919.44	67.86	
Automotive-Tech Occ	450.00	.00	.00	.00	450.00	100.00	
Collision Repair Tech	110,542.00	32,240.69	29.17	341.12	77,960.19	70.53	
Drafting/DesignEngineer	57,512.00	8,156.73	14.18	547.42	48,807.85	84.87	
Diesel Med/Hvy Trk Tech	76,950.00	10,879.47	14.14	.00	66,070.53	85.86	
Engineering-Baccal	64,257.00	5,192.22	8.08	622.15	58,442.63	90.95	
Heating,Vent,AC-Tech Occ	2,500.00	3,519.57	140.78	.00	-1,019.57	-40.78	
Engineering Technology	116,943.00	30,839.60	26.37	962.16	85,141.24	72.81	
Welding-Technical Occ	379,659.00	96,300.05	25.36	434.86	282,924.09	74.52	
Health Information Tech	213,857.00	60,133.28	28.12	2,349.01	151,374.71	70.78	
Hospitality Management	180,710.00	37,226.24	20.60	.00	143,483.76	79.40	
Total Business and Technology	2,319,067.00	557,011.91	24.02	16,666.20	1,745,388.89	75.26	
Costs for Comm, Ed, Hum and Fine A							
Humanities - Dean	183,673.00	45,327.03	24.68	123.20	138,222.77	75.25	
Art-Baccalaureate	158,533.00	39,258.62	24.76	53.86	119,220.52	75.20	
Erlanson Art Gallery	10,680.00	2,800.20	26.22	.00	7,879.80	73.78	
African Amer Stu-Baccal	47,532.00	14,698.56	30.92	.00	32,833.44	69.08	
Engl/Human/Journal-Bacca	884,311.00	253,847.18	28.71	.00	630,463.82	71.29	
Foreign Lang-Baccal	103,277.00	24,889.72	24.10	.00	78,387.28	75.90	
Music-Baccalaureate	22,505.00	9,472.10	42.09	.00	13,032.90	57.91	
Dance-Baccalaureate	2,045.00	.00	.00	.00	2,045.00	100.00	
Philosophy-Baccalaureate	120,195.00	32,593.80	27.12	.00	87,601.20	72.88	
Speech/Forensic/Drama	118,270.00	41,339.10	34.95	.00	76,930.90	65.05	
EarlyChildhoodEduc-AAS	94,836.00	14,034.84	14.80	.00	80,801.16	85.20	
Education-Baccalaureate	53,934.00	8,714.12	16.16	.00	45,219.88	83.84	
Total Comm, Ed, Hum and Fine	1,799,791.00	486,975.27	27.06	177.06	1,312,638.67	72.93	

Richland Community College
Expenditure Summary by Cost Center
For the month of September
25% of Fiscal Year 1415

	Budget 1415	** Actual Expended ** 09/30/2014	%	Encumbered	*** Unencumbered ****	%
Costs for Math and Sciences						
Math-Baccalaureate	530,046.00	143,671.68	27.11	.00	386,374.32	72.89
Phys Sci/Physic-Baccal	108,706.00	23,582.12	21.69	267.00	84,856.88	78.06
Biology-Baccalaureate	414,922.00	128,183.58	30.89	.00	286,738.42	69.11
General Science	2,340.00	1,101.59	47.08	.00	1,238.41	52.92
Chemistry-Baccalaureate	139,789.00	31,957.32	22.86	.00	107,831.68	77.14
Earth Science-Baccal	14,607.00	2,944.50	20.16	.00	11,662.50	79.84
Economics-Baccalaureate	67,872.00	16,823.35	24.79	.00	51,048.65	75.21
Fire Science-Tech Occ	77,836.00	17,675.58	22.71	494.00	59,666.42	76.66
Health Ed/Rec-Baccal	6,208.00	908.63	14.64	.00	5,299.37	85.36
History-Baccalaureate	193,797.00	55,827.09	28.81	.00	137,969.91	71.19
CriminalJustice-Tech Occ	37,406.00	8,180.07	21.87	.00	29,225.93	78.13
Political Sci-Baccal	21,740.00	5,453.93	25.09	.00	16,286.07	74.91
Psychology-Baccalaureate	230,316.00	61,678.61	26.78	.00	168,637.39	73.22
Sociology-Baccalaureate	129,413.00	34,357.69	26.55	.00	95,055.31	73.45
Math/Science Dean	145,352.00	30,366.98	20.89	1,627.60	113,357.42	77.99
Total Math and Sciences	2,120,350.00	562,712.72	26.54	2,388.60	1,555,248.68	73.35
Costs for Health Professions						
HealthProfessions Dean	233,274.00	58,420.49	25.04	1,062.72	173,790.79	74.50
Allied Health	191,961.00	58,609.20	30.53	10.89	133,340.91	69.46
Human Simulator	84,846.00	21,767.20	25.65	.00	63,078.80	74.35
Radiology Tech-Hlth Occ	213,435.00	69,701.29	32.66	2,024.96	141,708.75	66.39
Surgical Tech-Health Occ	216,047.00	67,872.52	31.42	.00	148,174.48	68.58
Nursing LPN -Health Occ	129,792.00	32,763.50	25.24	.00	97,028.50	74.76
AAS Nursing -Health Occ	818,659.00	195,825.80	23.92	236.30	622,596.90	76.05
Total Health Professions	1,888,014.00	504,960.00	26.75	3,334.87	1,379,719.13	73.08
Costs for Enrollment Services						
Admission and Recruitment	281,909.00	65,709.11	23.31	1,505.00	214,694.89	76.16
Academic Success	356,681.00	74,822.92	20.98	1,204.98	280,653.10	78.68
Math Enrichment Center	46,638.00	6,486.82	13.91	.00	40,151.18	86.09
Advising and Records	273,690.00	75,797.18	27.69	124.30	197,768.52	72.26
Counseling Services	283,154.00	64,774.53	22.88	145.58	218,233.89	77.07
Career Services	6,034.00	249.69	4.14	118.60	5,665.71	93.90
Student Support	53,204.00	19,798.00	37.21	.00	33,406.00	62.79
Fin Aid & Vet Affairs	313,817.00	76,377.82	24.34	.00	237,439.18	75.66
Total Enrollment Services	1,615,127.00	384,016.07	23.78	3,098.46	1,228,012.47	76.03
Costs for Academic Support-LRC						
LRC Audio Visual	15,800.00	3,087.86	19.54	2,152.69	10,559.45	66.83
LRC	325,855.00	104,122.14	31.95	6,637.16	215,095.70	66.01
Total Academic Support-LRC	341,655.00	107,210.00	31.38	8,789.85	225,655.15	66.05

Richland Community College
Expenditure Summary by Cost Center
For the month of September
25% of Fiscal Year 1415

	Budget 1415	** Actual Expended 09/30/2014	** %	Encumbered	*** Unencumbered	**** %
Enrollment/Retention Svcs	170,984.00	42,039.73	24.59	272.00	128,672.27	75.25
Total Retention Services	170,984.00	42,039.73	24.59	272.00	128,672.27	75.25
Costs for Technical Services Supp						
Networking Support	90,950.00	90,518.54	99.53	1,695.00	-1,263.54	-1.39
Academic Iab Support	40,468.00	24,533.42	60.62	6,609.09	9,325.49	23.04
Technical Services Support	237,280.00	54,357.14	22.91	.00	182,922.86	77.09
Total Technical Services Supp	368,698.00	169,409.10	45.95	8,304.09	190,984.81	51.80
Costs for Institutional Support						
Fairview Park Plaza	25,512.00	4,784.45	18.75	.00	20,727.55	81.25
Clinton Center	53,791.00	11,593.48	21.55	.00	42,197.52	78.45
Administrative Info Syst	424,647.00	213,483.50	50.27	.00	211,163.50	49.73
VP Economic Development	157,050.00	39,761.12	25.32	.00	117,288.88	74.68
Board of Trustees	64,480.00	14,346.96	22.25	.00	50,133.04	77.75
Presidents Office	564,873.00	128,423.48	22.73	8,549.14	427,900.38	75.75
Business Office	355,605.00	90,219.09	25.37	2,512.68	262,873.23	73.92
Vice Pres Fin & Admin	195,962.00	47,844.63	24.42	278.20	147,839.17	75.44
VP Academic Services	285,249.00	67,920.73	23.81	540.00	216,788.27	76.00
General Expenses	266,587.00	68,787.76	25.80	13,137.00	184,662.24	69.27
Copiers	39,835.00	10,873.80	27.30	35,152.65	-6,191.45	-15.54
Copy Center	97,806.00	24,106.19	24.65	.00	73,699.81	75.35
Graphics	117,758.00	21,666.86	18.40	1,034.85	95,056.29	80.72
Marketing	321,346.00	64,792.84	20.16	12,473.93	244,079.23	75.96
Employee Relations	8,000.00	.00	.00	.00	8,000.00	100.00
Human Resources	235,895.00	54,306.03	23.02	13,590.50	167,998.47	71.22
Instituti Effectiveness	166,468.00	38,574.05	23.17	584.60	127,309.35	76.48
Faculty/Staff Developmt	15,950.00	8,519.26	53.41	.00	7,430.74	46.59
Foundation & Development	224,741.00	54,360.51	24.19	.00	170,380.49	75.81
Total Institutional Support	3,621,555.00	964,364.74	26.63	87,853.55	2,569,336.71	70.95
Costs for Scholarship and Waivers						
Waivers	413,000.00	124,877.22	30.24	.00	288,122.78	69.76
Chargeback	40,000.00	1,521.50	3.80	.00	38,478.50	96.20
Total Scholarship and Waivers	453,000.00	126,398.72	27.90	.00	326,601.28	72.10
Student Life	117,906.00	28,459.11	24.14	.00	89,446.89	75.86
Transfer Out	340,000.00	.00	.00	.00	340,000.00	100.00
Total Education Fund	15,387,607.00	3,978,801.98	25.86	130,884.68	11,277,920.34	73.29

Richland Community College
Expenditure Summary by Cost Center
For the month of September
25% of Fiscal Year 1415

Budget	** Actual Expended	** Encumbered	*** Unencumbered	****
1415	09/30/2014	%	%	%
Fund: Operations & Maint				
Costs for Maintenance				
9,000.00	.00	.00	1,790.71	7,209.29
432,536.00	98,491.99	22.77	43,266.13	290,777.88
366,587.00	60,694.11	16.56	280,452.35	25,440.54
39,284.00	6,926.38	17.63	19,413.00	12,944.62
32,862.00	16,322.68	49.67	1,720.58	14,818.74
19,500.00	2,993.74	15.35	11,593.82	4,912.44
438,500.00	69,992.29	15.96	25,157.95	343,349.76
239,440.00	60,073.56	25.09	.00	179,366.44
14,950.00	2,023.39	13.53	.00	12,926.61
8,000.00	.00	.00	.00	8,000.00
88,000.00	23,616.78	26.84	64,798.19	-414.97
73,500.00	16,001.86	21.77	41,543.28	15,954.86
18,000.00	853.57	4.74	1,427.76	15,718.67
74,680.00	15,747.67	21.09	44,910.00	14,022.33
25,180.00	4,982.69	19.79	11,000.00	9,197.31
97,549.00	4,953.07	5.08	18,414.00	74,181.93
Total Maintenance	383,673.78	19.40	565,487.77	1,028,406.45
Total Operations & Maint	383,673.78	19.40	565,487.77	1,028,406.45

Richland Community College
Expenditure Summary by Cost Center
For the month of September
25% of Fiscal Year 1415

Budget 1415	** Actual Expended 09/30/2014	** %	Encumbered	*** Unencumbered	**** %
Fund: Oper & Maint Restricted					
86,204.00	72,300.08	83.87	13,900.96	2.96	.00
35,000.00	16,233.84	46.38	18,327.10	439.06	1.25
39,725.00	33,043.03	83.18	6,618.80	63.17	.16
287,193.00	30,009.85	10.45	44,336.80	212,846.35	74.11
225,275.00	14,876.07	6.60	209,065.53	1,333.40	.59
22,334.00	.00	.00	22,333.74	.26	.00
25,000.00	21,743.19	86.97	.00	3,256.81	13.03
49,904.00	35,463.35	71.06	.00	14,440.65	28.94
3,065,500.00	652,038.57	21.27	31,029.52	2,382,431.91	77.72
1,174,700.00	.00	.00	.00	1,174,700.00	100.00
18,300.00	2,786.89	15.23	15,472.00	41.11	.22
200.00	151.24	75.62	.00	48.76	24.38
5,029,335.00	878,646.11	17.47	361,084.45	3,789,604.44	75.35

Fund: Bond & Interest Fund

Costs for Bond and Interest	2,438,783.00	886,533.75	36.35	.00	1,552,249.25	63.65
Bond & Interest	2,438,783.00	886,533.75	36.35	.00	1,552,249.25	63.65
Total Bond & Interest Fund						

Richland Community College
Expenditure Summary by Cost Center
For the month of September
25% of Fiscal Year 1415

Budget 1415	** Actual Expended ** 09/30/2014	%	Encumbered	** Unencumbered	**** %
Fund: Auxiliary Enterprises					
Costs for Auxiliary Services					
206,166.00	46,987.73	22.79	923.20	158,255.07	76.76
44,500.00	2,617.56	5.88	15,076.52	26,805.92	60.24
45,900.00	8,710.41	18.98	9,973.68	27,215.91	59.29
31,465.00	811.50	2.58	664.51	29,988.99	95.31
60,000.00	17,309.07	28.85	.00	42,690.93	71.15
31,340.00	6,940.35	22.15	.00	24,399.65	77.85
161,498.00	29,560.52	18.30	.00	131,937.48	81.70
580,869.00	112,937.14	19.44	26,637.91	441,293.95	75.97
Costs for Business/Community Educa					
308,798.00	67,272.77	21.79	22,255.72	219,269.51	71.01
276,508.00	53,556.21	19.37	3,063.75	219,888.04	79.52
164,877.00	48,618.82	29.49	.00	116,258.18	70.51
750,183.00	169,447.80	22.59	25,319.47	555,415.73	74.04
Costs for Institutional Support					
84,979.00	14,677.28	17.27	35,282.69	35,019.03	41.21
Costs for Grants					
1,416,031.00	297,062.22	20.98	87,240.07	1,031,728.71	72.86
Total Auxiliary Enterprises					

Richland Community College
Expenditure Summary by Cost Center
For the month of September
25% of Fiscal Year 1415

	Budget	** Actual Expended **	Encumbered	*** Unencumbered ****
	1415	09/30/2014	%	%
Fund: Restricted Purposes Fd				
Costs for Grants				
Child Care Services	30,000.00	9,097.66	30.33	20,902.34 69.67
CulinaryRestaurant	1,750.00	577.51	33.00	1,172.49 67.00
Coffee House	3,750.00	3,276.17	87.36	473.83 12.64
Instruction-Other	178,173.00	1,866.15	1.05	176,306.85 98.95
8th Grade Career Fair	300.00	.00	.00	300.00 100.00
Student Activities	225,819.19	62,907.72	27.86	162,911.47 72.14
Partner's Salute	4,450.00	.00	.00	4,450.00 100.00
YouthLeadershipInstitute	2,900.00	653.35	22.53	2,246.65 77.47
College Fair	3,905.00	213.83	5.48	3,691.17 94.52
PIE-Career On Wheels	150.00	.00	.00	150.00 100.00
Business/TechnologyDean	73,020.00	18,489.60	25.32	54,530.40 74.68
Culinary Arts	3,800.00	2,072.02	54.53	1,727.98 45.47
Information Tech-OccTech	3,000.00	1,649.30	54.98	1,350.70 45.02
Diesel Med/Hvy Trk Tech	37,196.00	5,951.57	16.00	29,024.86 78.03
Heating,Vent,AC-Tech Occ	7,571.00	.00	.00	7,571.00 100.00
Horticulture-Bus Occup	2,750.00	408.38	14.85	2,341.62 85.15
Welding-Technical Occ	44,656.83	18,944.86	42.42	25,711.97 57.58
Health Information Tech	336,490.00	5,431.90	1.61	122,790.30 36.49
Hospitality Management	1,500.00	.00	.00	1,500.00 100.00
Art-Baccalaureate	52,017.98	23,091.81	44.39	28,926.17 55.61
Erlanson Art Gallery	1,600.00	.00	.00	1,582.00 18.00
Biology-Baccalaureate	3,500.00	165.00	4.71	3,335.00 95.29
Radiology Tech-Hith Occ	1,000.00	10.58	1.06	989.42 98.94
Surgical Tech-Health Occ	25,000.00	.00	.00	25,000.00 100.00
AAS Nursing -Health Occ	11,948.00	.00	.00	11,724.42 1.87
Admission and Recruitmen	1,700.00	.00	.00	1,700.00 100.00
Academic Success	2,550.00	.00	.00	2,550.00 100.00
Advising and Records	3,000.00	72.19	2.41	2,927.81 97.59
Student Services Records	3,500.00	532.13	15.20	2,967.87 84.80
Counseling Services	31,499.90	4,483.84	14.23	27,016.06 85.77
Fin Aid & Vet Affairs	21,050.00	.00	.00	21,050.00 100.00
LRC	1,450.00	522.30	36.02	927.70 63.98
Online Learning	20,170.00	1,251.94	6.21	16,169.72 2,748.34 13.63
Academic Lab Support	5,200.00	4,037.79	77.65	1,162.21 22.35
TechnicalServicesSupport	2,000.00	1,212.76	60.64	787.24 39.36
Student Servs-Counseling	67,950.00	6,733.43	9.91	15,463.16 45,753.41 67.33
Commercial Custodial	154,837.15	31,620.52	20.42	123,216.63 79.58
Career Technologies	64,764.95	26,233.27	40.51	38,523.84 59.48
CTEI Grant - DOC	66,220.21	49,931.99	75.40	16,288.22 24.60
DOC-Perkins	5,252.09	4,502.99	85.74	713.12 13.58
ConstructionOccup-DOC	249.84	.00	.00	249.84 100.00
Fairview Park Plaza	32,633.64	20,430.57	62.61	12,203.07 37.39
CommunityService	10,150.00	688.89	6.79	9,461.11 93.21
Seguestration Proj	145,684.10	33,752.79	23.17	102,851.86 70.60
Administrative Info Syst	93,746.12	75,402.88	80.43	14,738.90 15.72
VP Economic Development	16,000.00	.00	.00	16,000.00 100.00
		992.00	.00	-992.00 .00

Richland Community College
Expenditure Summary by Cost Center
For the month of September
25% of Fiscal Year 1415

	Budget 1415	** Actual 09/30/2014	Expended ** %	Encumbered %	*** Unencumbered ****	**** %
Business Office	8,827.00	1,607.01	18.21	.00	7,219.99	81.79
Community Relations	12,153.00	1,866.19	15.36	.00	10,286.81	84.64
General Expenses	60,923.21	35,386.74	58.08	199.00	25,337.47	41.59
Graphics	6,800.00	3,554.00	52.26	.00	3,246.00	47.74
Marketing	1,650.00	.00	.00	.00	1,650.00	100.00
Administration General	67,378.28	36,308.01	53.89	555.38	30,514.89	45.29
Faculty/Staff Developmt	20,253.00	4,558.31	22.51	849.00	14,845.69	73.30
Foundations&Development	1,750.00	1,280.84	73.19	.00	469.16	26.81
Maintenance	44,650.00	.00	.00	.00	44,650.00	100.00
Custodial	26,100.00	8,029.80	30.77	.00	18,070.20	69.23
Grounds	9,130.00	9,128.54	99.98	.00	1.46	.02
Student Life	.00	78.38	.00	.00	-78.38	.00
Grant-Administration	302,390.29	41,041.69	13.57	1,800.00	259,548.60	85.83
Grant-Non-Administration	17,253.00	1,866.15	10.82	.00	15,386.85	89.18
Grants-Training	1,829.09	.00	.00	.00	1,829.09	100.00
Grant-SupportServices	46,733.00	2,494.85	5.34	.00	44,238.15	94.66
Family Literacy	39,270.68	4,143.78	10.55	.00	35,126.90	89.45
Adult Literacy	27,082.25	1,919.90	7.09	.00	25,162.35	92.91
Instruction	90,772.05	15,917.14	17.54	2,357.76	72,497.15	79.87
Total Grants	2,590,799.85	586,391.02	22.63	273,915.42	1,730,493.41	66.79
Costs for Financial Aid						
Illinois Veterans Grant	193,000.00	55,767.00	28.89	.00	137,233.00	71.11
Post 9/11 Veterans Grant	115,000.00	39,122.40	34.02	.00	75,877.60	65.98
FoundationsScholarships	475,000.00	8,657.25	1.82	.00	466,342.75	98.18
Direct Loans	1,900,000.00	698,418.00	36.76	.00	1,201,582.00	63.24
PELL	4,625,000.00	509,158.22	11.01	.00	4,115,841.78	88.99
Federal Work Study	20,985.00	794.07	3.78	.00	20,190.93	96.22
SEOG	69,213.00	23,400.00	33.81	.00	45,813.00	66.19
MAP	415,000.00	226,399.00	54.55	.00	188,601.00	45.45
Workforce Investment Sol	275,000.00	23,379.82	8.50	.00	251,620.18	91.50
IL National Guard Grant	18,000.00	.00	.00	.00	18,000.00	100.00
Total Financial Aid	8,106,198.00	1,585,095.76	19.55	.00	6,521,102.24	80.45
Total Restricted Purposes Fd	10,696,997.85	2,171,486.78	20.30	273,915.42	8,251,595.65	77.14

Richland Community College
Expenditure Summary by Cost Center
For the month of September
25% of Fiscal Year 1415

	Budget 1415	** Actual Expended 09/30/2014	** %	Encumbered	*** Unencumbered	**** %
Fund: Working Cash Fund						
Transfer Out	5,000.00	.00	.00	.00	5,000.00	100.00
Total Working Cash Fund	5,000.00	.00	.00	.00	5,000.00	100.00
Fund: Trust & Agency Fund						
Costs for Trust and Agency Club Expenses	136,000.00	15,565.16	11.44	104.24	120,330.60	88.48
Total Trust & Agency Fund	136,000.00	15,565.16	11.44	104.24	120,330.60	88.48
Fund: Audit Fund						
Costs for Institutional Support Business Office	15,142.00	3,803.00	25.12	.00	11,339.00	74.88
Costs for Audit Audit	44,200.00	33,200.00	75.11	11,000.00	.00	.00
Contingency	8,872.00	.00	.00	.00	8,872.00	100.00
Total Audit Fund	68,214.00	37,003.00	54.25	11,000.00	20,211.00	29.63
Fund: Liab,Protect,Settle						
Liab Protection & Settle	1,251,035.00	311,262.92	24.68	340,234.13	609,537.95	48.34
Total Liab,Protect,Settle	1,251,035.00	311,262.92	24.68	340,234.13	609,537.95	48.34

Richland Community College
 Bills Presented for Ratification
 SEPT 1415

Vendor Name	Function	Object	Invoice Amount	Educational Fund	O & M Fund	Other Fund
AASHE	Sequestration Proj	Contractual-Other	900.00			900.00
ACEN	AAS Nursing -Health O	Publications & Dues	2,625.00	2,625.00		
AEC Fire-Safety & Security Inc	Fire Science-Tech Occ	Equip Repair/Maint Ag	658.65	658.65		
AFLAC		AFLAC	645.36	645.36		
ALLDATA	Automotive-Tech Occ	Heartland Academy Rec	487.50	487.50		
ALldata	Faculty/Staff Develop	Computer Software	487.50	487.50		
AST Inc	Faculty/Staff Develop	Registration Fees	275.00			275.00
AST Inc	Utilities	Telephone	275.00			275.00
AT&T	Utilities	Telephone	155.85		155.85	
AT&T	Utilities	Telephone	447.34		447.34	
AT&T	Fairview Plaza O&M	Telephone	28.56		28.56	
AT&T	CommunityService	Telephone	71.69			71.69
AT&T	Fairview Plaza O&M	Telephone	168.85		168.85	
AT&T	Utilities	Telephone	419.56		419.56	
AT&T	Utilities	Telephone	238.25		238.25	
AT&T Long Distance	Utilities	Telephone	1,341.27		1,341.27	
Advanced Disposal Services	Utilities	Refuse Disposal	500.00	500.00		
Ahead of Our Time Publishing Inc	Presidents Office	Publications & Dues	48.74	48.74		
Airweld Industrial Gases	Welding-Technical Occ	Instructional Supplie	54.00	54.00		
Airweld Industrial Gases	Welding-Technical Occ	Instructional Supplie	429.00	429.00		
Airweld Industrial Gases	Welding-Technical Occ	Instructional Supplie	60.96	60.96		
AmerenIP	Fairview Plaza O&M	Electricity	79.83		79.83	
AmerenIP	Macon Co Soil & Water	Electricity	80.14		80.14	
AmerenIP	Fairview Plaza O&M	Electricity	85.61		85.61	
AmerenIP	Utilities	Electricity	4,503.37		4,503.37	
AmerenIP	Utilities	Electricity	110.94		110.94	
AmerenIP	Utilities	Electricity	404.57		404.57	
American Express		Credit Card Pmt Clear	1,240.88	1,240.88		
Apple Computer	Information Tech-Occt	Materials	95.65			95.65
Apple Computer	Information Tech-Occt	Materials	93.78			93.78
Apple Computer	Information Tech-Occt	Materials	477.52			477.52
Aramark - AUS St Louis MC Lockbo	Culinary Arts	Contractual-Other	156.11	156.11		
Aramark - AUS St Louis MC Lockbo	Culinary Arts	Contractual-Other	156.11	156.11		
Aramark - AUS St Louis MC Lockbo	Culinary Arts	Contractual-Other	179.71	179.71		
Aramark - AUS St Louis MC Lockbo	Maintenance	Uniforms	43.45		43.45	
Aramark - AUS St Louis MC Lockbo	Maintenance	Uniforms	43.45		43.45	
Aramark - AUS St Louis MC Lockbo	Maintenance	Uniforms	43.45		43.45	
Aramark - AUS St Louis MC Lockbo	Maintenance	Uniforms	43.45		43.45	
Aramark Corporation	Child Care Services	Meals	657.75			657.75
Arbico Organics	Garden Center Ag/Hort	Materials	61.92			61.92
Archambault, Margaret	LearningAccommodation	Travel-In State	560.00	560.00		
Area Disposal Service Inc	Clinton Center O&M	Refuse Disposal	51.46			51.46
Auto Zone	Automotive-Tech Occ	Heartland Academy Rec	227.63	227.63		
Auto Zone	Automotive-Tech Occ	Instructional Supplie	53.97	53.97		
Auto Zone	Automotive-Tech Occ	Instructional Supplie	40.17	40.17		
Auto Zone	Automotive-Tech Occ	Instructional Supplie	117.69	117.69		
Auto Zone	Automotive-Tech Occ	Instructional Supplie	17.99	17.99		
Auto Zone	Automotive-Tech Occ	Instructional Supplie	36.51	36.51		
BDD Architects Inc	Building Additions	New Bldgs & Additions	8,109.93			8,109.93
		PAGE TOTALS	28,091.12	8,783.48	8,289.40	11,018.24

Richland Community College
Bills Presented for Ratification
SEPT 1415

Vendor Name	Function	Object	Invoice Amount	Educational Fund	O & M Fund	Other Fund
BLDD Architects Inc	Building Additions	New Bldgs & Additions	2,349.82			2,349.82
BLDD Architects Inc	Building Additions	New Bldgs & Additions	3,968.73			3,968.73
BLDD Architects Inc	Building Additions	New Bldgs & Additions	1,105.80			1,105.80
Baker & Taylor Books	LRC	Books-Library Collect	25.77	25.77		
Baker & Taylor Books	LRC	Books-Library Collect	470.41	470.41		
Baker & Taylor Books	LRC	Books-Library Collect	21.51	21.51		
Baker & Taylor Books	LRC	Books-Library Collect	66.78	66.78		
Baker & Taylor Books	LRC	Books-Library Collect	386.64	386.64		
BearMail Co		Inventory-CentralStor	267.16	267.16		
Beck's Studio		Inventory-CentralStor	5.00	5.00		
Beck's Studio		Inventory-CentralStor	125.60	125.60		
Beck's Studio		Inventory-CentralStor	15.00	15.00		
Beck's Studio		Inventory-CentralStor	5.00	5.00		
Blue Mound Leader	Marketing	Publications & Dues	25.50	25.50		
Bodine Electric Inc		Diesel Med/Hvy Trk Te	1,825.56			1,825.56
BrickStreet Mutual Insurance		Liab Protection & Set	5,336.00			5,336.00
Busey Bank		Macon Co Soil & Water	4,490.00		4,490.00	
CCN Financial Services Inc		Prepaid Expenses	2,443.34	2,443.34		
CDS Leasing	Copiers	Equipment Rental	60.00	60.00		
CDS Leasing	Copiers	Equipment Rental	117.00	117.00		
CDS Leasing	Copiers	Equipment Rental	194.00	194.00		
CDS Leasing	Grant-Administration	Equipment Rental	150.00			
CDS Leasing	Copiers	Equipment Rental	139.77	139.77		
CDS Leasing	Copiers	Equipment Rental	117.00	117.00		
CDS Leasing	Copiers	Equipment Rental	149.14	149.14		
CDS Office Technologies	Copiers	Printing	42.00	42.00		
CDS Office Technologies	Copiers	Printing	15.76	15.76		
CDS Office Technologies	Copiers	Printing	19.10	19.10		
CDS Office Technologies	Copiers	Printing	64.01	64.01		
CDS Office Technologies	Copiers	Printing	31.74	31.74		
CDS Office Technologies	Copiers	Printing	27.97	27.97		
CDS Office Technologies	Copiers	Printing	445.60	445.60		
CDS Office Technologies	Copiers	Printing	1,281.42	1,281.42		
CDS Office Technologies	Copiers	Printing	30.63	30.63		
CDS Office Technologies	Copiers	Printing	50.21	50.21		
CDWG Government Inc	NetworkingSupport	Equipment-Instruction	369.16			369.16
CEP Inc	Club Expenses	Contractual-Other	1,312.50			1,312.50
CMS Communications	Workforce Development	Telecommunications	342.62		342.62	
Carolina Biological Supply Co	Biology-Baccalaureate	Instructional Supplie	580.15	580.15		
Carolina Biological Supply Co	Biology-Baccalaureate	Instructional Supplie	390.56	390.56		
Carolina Biological Supply Co	Biology-Baccalaureate	Instructional Supplie	713.05	713.05		
Carolina Biological Supply Co	Biology-Baccalaureate	Instructional Supplie	168.50	168.50		
City of Decatur IL	CSI Building O&M	Water, Sewage	47.82			47.82
City of Decatur IL	Macon Co Soil & Water	Water, Sewage	122.41			122.41
City of Decatur IL	Sequestration Bidg O&	Water, Sewage	122.41			122.41
City of Decatur IL	Utilities	Water, Sewage	275.57			275.57
City of Decatur IL	General Expenses	Publications & Dues	115.00	115.00		
City of Decatur IL	Utilities	Water, Sewage	867.01			867.01
City of Decatur IL	Utilities	Water, Sewage	910.26			910.26
		PAGE TOTALS	32,205.99	8,610.32	7,178.10	16,417.57

Richland Community College
Bills Presented for Ratification
SEPT 1415

Vendor Name	Function	Object	Invoice Amount	Educational Fund	O & M Fund	Other Fund
City of Decatur IL	Utilities	Water, Sewage	139.48		139.48	
Clinton Journal	Institutl Effectivene	Advertising	69.00	69.00		
Cole, Jerry	CommunityService	Travel-In State	64.29			64.29
Cole, Jerry	CommunityService	Telephone	50.00			50.00
Comcast	LRC Audio Visual	Materials	17.91	17.91		
Confidential On-Site Paper	Business Office	Contractual-Other	22.12	22.12		
Consolidated Communications	Utilities	Telephone	5,116.45			
Constellation NewEnergy Gas Divi	Utilities	Electricity	649.84			
Constellation NewEnergy Gas Divi	Utilities	Electricity	233.52			
Constellation NewEnergy Gas Divi	Utilities	Electricity	46.12			
Constellation NewEnergy Gas Divi	Fairview Plaza O&M	Electricity	12.89			
Constellation NewEnergy Gas Divi	Macon Co Soil & Water	Electricity	9.98			
Cromwell Radio Group Inc	Marketing	Advertising	200.00	200.00		
Cromwell Radio Group Inc	Marketing	Advertising	200.00	200.00		
Cromwell Radio Group Inc	Marketing	Advertising	403.32	403.32		
Cromwell Radio Group Inc	Marketing	Advertising	82.00	82.00		
Cromwell Radio Group Inc	Marketing	Advertising	200.00	200.00		
Cromwell Radio Group Inc	Marketing	Advertising	200.00	200.00		
Cromwell Radio Group Inc	Marketing	Advertising	200.00	200.00		
DMH Corporate Health Services	Credit	Contractual-Other	55.00			55.00
DMH Corporate Health Services	Maintenance	Contractual-Other	415.00			415.00
DMH Corporate Health Services	General Expenses	Maintenance Supplies	110.00		110.00	
Davison, Jeffrey L	NonCredit	Travel-In State	333.20			333.20
DeBose Consulting	Credit	Contractual-Other	520.00			520.00
DeBouck, Judy	CulinaryRestaurant	Contractual-Other	2,672.97			2,672.97
DeBouck, Judy	Coffee House	Materials	120.00			120.00
DeBouck, Judy	Coffee House	Materials	50.00			50.00
DeBouck, Judy	Maintenance	Materials	140.29			140.29
Decatur Ace Hardware	Maintenance	Maintenance Supplies	2.50		2.50	
Decatur Ace Hardware	Maintenance	Maintenance Supplies	1.00		1.00	
Decatur Ace Hardware	Maintenance	Maintenance Supplies	-4.61		-4.61	
Decatur Ace Hardware	Maintenance	Maintenance Supplies	20.77		20.77	
Decatur Chapter/SHRM #0555	Business&IndustryAdmi	Registration Fees	119.00			119.00
Del's Popcorn Shop	Coffee House	Instructional Supplie	73.50			73.50
Del's Popcorn Shop	Coffee House	Instructional Supplie	87.00			87.00
Denco Inc	LRC	Reference Materials	224.99	224.99		
Department of Veterans Affairs	Phys Sci/Physic-Bacca	Post 9/11 Aid Revenue	6.00			6.00
Design Simulation Technologies	Maintenance	Instructional Supplie	100.00	100.00		
Dunker Electric	Maintenance	Maintenance Supplies	298.24		298.24	
Dunker Electric	Maintenance	Maintenance Supplies	38.36		38.36	
Dunker Electric	Maintenance	Maintenance Supplies	48.45		48.45	
Dunker Electric	Maintenance	Maintenance Supplies	99.37		99.37	
Dunker Electric	Maintenance	Maintenance Supplies	122.18		122.18	
Dunker Electric	Maintenance	Maintenance Supplies	80.53		80.53	
Dunker Electric	Maintenance	Maintenance Supplies	69.10		69.10	
Dunker Electric	Maintenance	Maintenance Supplies	66.64		66.64	
Dunning, Wayne	Board of Trustees	Travel-In State	160.64	160.64		
Dust & Son Auto Supply	Collision Repair Tech	Instructional Supplie	3,915.71	3,915.71		
		PAGE TOTALS	18,062.75	6,195.69	7,160.81	4,706.25

Richland Community College
Bills Presented for Ratification
SEPT 1415

Vendor Name	Function	Object	Invoice Amount	Educational Fund	O & M Fund	Other Fund
Dust & Son Auto Supply	Automotive-Tech Occ	Instructional Supplie	70.46	70.46		
Dust & Son Auto Supply	Collision Repair Tech	Instructional Supplie	93.60	93.60		
Dust & Son Auto Supply	Collision Repair Tech	Instructional Supplie	250.59	250.59		
Dust & Son Auto Supply	Automotive-Tech Occ	Instructional Supplie	47.22	47.22		
Dust & Son Auto Supply	Automotive-Tech Occ	Instructional Supplie	31.76	31.76		
Dust & Son Auto Supply	Collision Repair Tech	Instructional Supplie	14.36	14.36		
Dust & Son Auto Supply	Collision Repair Tech	Instructional Supplie	256.04	256.04		
DynaGraphics Inc	Sequestration Proj	Materials	29.45			29.45
DynaGraphics Inc	Sequestration Proj	Materials	573.88			573.88
DynaGraphics Inc	Health Information Te	Printing	35.05	35.05		
DynaGraphics Inc	Outdoor Exposition Sp	Printing	35.07			35.07
DynaGraphics Inc	Sequestration Proj	Materials	35.05			35.05
DynaGraphics Inc	Club Expenses	Materials	34.13			34.13
DynaGraphics Inc	Board of Trustees	Printing	34.13			34.13
DynaGraphics Inc	HealthProfessions Dea	Printing	35.07	35.07		
DynaGraphics Inc	Security	Printing	35.03			35.03
DynaGraphics Inc	VP Academic Services	Printing	35.07	35.07		
DynaGraphics Inc	HealthProfessions Dea	Printing	35.06	35.06		
Elan Corporate Payment Systems		Credit Card Pmt Clear	31,350.91	31,350.91		
Enterprise	Culinary Arts	Travel-Out of State	-86.18	-86.18		
Enterprise	Grant-Administration	Travel-In State	96.02			96.02
Enterprise		Receivable-BrushColl	131.15	131.15		
Evergreen FS-Stephens #24	Credit	Vehicle Expense	560.05			560.05
Evergreen FS-Stephens #24	Credit	Vehicle Expense	466.71			466.71
Fastenal Industrial Supply Co	Maintenance	Maintenance Supplies	69.23		69.23	
Fastenal Industrial Supply Co	Maintenance	Maintenance Supplies	8.05		8.05	
Fidelity Investments	Utilities	Misc Deductions	300.00	300.00		
FirstEnergy Solutions	Utilities	Electricity	177.94		177.94	
FirstEnergy Solutions	Utilities	Electricity	197.74		197.74	
FirstEnergy Solutions	Utilities	Electricity	18,127.64		18,127.64	
FirstEnergy Solutions	Utilities	Electricity	21.78		21.78	
FirstEnergy Solutions	Fairview Plaza O&M	Electricity	165.97		165.97	
FirstEnergy Solutions	Sequestration Bldg O&	Electricity	375.54		375.54	
Fisher Scientific	Biology-Baccalaureate	Instructional Supplie	150.78	150.78		
Fleet Pride	Diesel Med/Hvy Trk Te	Instructional Supplie	291.05	291.05		
Foremost Truck & Trailer Inc	Grounds	Equipment-Service	6,940.74			6,940.74
Fought, Patrick W	Clinton Center O&M	Custodial Services	155.00		155.00	
Fought, Patrick W	Clinton Center O&M	Custodial Services	155.00		155.00	
Fought, Patrick W	Clinton Center O&M	Custodial Services	155.00		155.00	
Franzcek Radelet	Board of Trustees	Legal Services-Admin	5,240.65	5,240.65		
Frontier	Clinton Center O&M	Telephone	163.30		163.30	
Fros, Janet M	Academic Success	Contractual-Other	1,306.24	1,306.24		
Full Compass Systems	NetworkingSupport	Equipment-Instruction	4,588.97			4,588.97
G F I Digital	Sequestration Proj	Printing	5.00			5.00
G F I Digital	Sequestration Proj	Printing	161.26			161.26
G F I Digital	Sequestration Proj	Printing	125.00			125.00
G F I Digital	Sequestration Proj	Printing	5.00			5.00
PAGE TOTALS			73,376.16	39,757.61	19,962.22	13,656.33

Richland Community College
 Bills Presented for Ratification
 SEPT 1415

Vendor Name	Function	Object	Invoice Amount	Educational Fund	O & M Fund	Other Fund
Gagnon, Kelly Marie	Faculty/Staff Develop	Employee Recognition	199.00	199.00		
Garver Feeds	Garden Center Ag/Hort	Materials	68.80			68.80
Garver Feeds	Garden Center Ag/Hort	Materials	64.20			64.20
Gilson Enterprises Inc	General Expenses	Equip Repair/Maint Ag	474.28			474.28
Goodman, Vivian T	CommunityService	Registration Fees	125.00			125.00
Goodman, Vivian T	CommunityService	Travel-In State	76.22			76.22
Goodman, Vivian T	CommunityService	Travel-Out of State	412.77			412.77
Goodman, Vivian T	CommunityService	Telephone	90.00			90.00
Granger Inc	Automotive-Tech Occ	Instructional Supplie	9.86	9.86		
Granger Inc	Collision Repair Tech	Instructional Supplie	102.58	102.58		
Granger Inc	Diesel Med/Hvy Trk Te	Instructional Supplie	102.58	102.58		
Granger Inc	Engineering Technology	Instructional Supplie	3.78	3.78		
Granger Inc	Engineering Technology	Instructional Supplie	7.56	7.56		
Greater Decatur Chamber of Comme	CommunityService	Publications & Dues	255.00			255.00
Green Media Service Inc	Marketing	Advertising	6,561.00	6,561.00		
Green Media Service Inc	Marketing	Advertising	5,124.00	5,124.00		
Hanover Insurance Group Co	Liab Protection & Set	General Insurance	9,111.16			9,111.16
Hanover Insurance Group Co	Liab Protection & Set	General Insurance	1,878.72			1,878.72
Hanover Insurance Group Co	Liab Protection & Set	General Insurance	2,459.88			2,459.88
Hanover Insurance Group Co	Liab Protection & Set	General Insurance	957.40			957.40
Heart of Illinois Chef's Associa	Faculty/Staff Develop	Registration Fees	150.00			150.00
Hicks gas	College Vehicle	Vehicle Expense	81.25		81.25	
Hicks gas	College Vehicle	Vehicle Expense	81.25		81.25	
Hoelting & Co	Culinary Arts	Instructional Supplie	215.89	215.89		
Hoelting & Co	Hospitality Managemen	Instructional Supplie	8.35			8.35
Hoelting & Co	Hospitality Managemen	Instructional Supplie	12.92			12.92
Hoelting & Co	Hospitality Managemen	Instructional Supplie	91.83			91.83
Hoelting & Co	Hospitality Managemen	Instructional Supplie	21.16			21.16
Hoelting & Co	Culinary Arts	Instructional Supplie	20.28	20.28		
Hogan Grain & Equipment Inc	Horticulture-Bus Occu	Instructional Supplie	24.99	24.99		
Hondros Learning	Credit	Instructional Supplie	481.00			481.00
Illini Supply Inc	Culinary Arts	Equipment-Instruction	16,266.80			16,266.80
Illini Supply Inc	General Expenses	Equipment-Instruction	16,301.20			16,301.20
Illinois Community College Board	Online Learning	Publications & Dues	1,000.00	1,000.00		
Illinois Federation of Teachers		Union Dues-RFT	2,256.54	2,256.54		
Illinois Federation of Teachers		Union Dues-RFT	2,256.54	2,256.54		
Illinois Federation of Teachers		Union Dues - Adjunct	116.98	116.98		
Illinois State Disbursement Unit		Wage Garnishment Orde	5.00	5.00		
Illinois State Disbursement Unit		Wage Garnishment Orde	108.33	108.33		
Illinois State Disbursement Unit		Wage Garnishment Orde	5.00	5.00		
Illinois State Disbursement Unit		Wage Garnishment Orde	108.33	108.33		
Illinois State Disbursement Unit		Wage Garnishment Orde	910.00	910.00		
Internal Revenue Service		Misc Deductions	910.00	910.00		
Internal Revenue Service		Misc Deductions	910.00	910.00		
Jan Master Cleaning Services Inc	Custodial	Custodial Services	2,273.85		2,273.85	
Jan Master Cleaning Services Inc	Custodial	Custodial Services	23,625.00		23,625.00	
Jan Master Cleaning Services Inc	Macon Co Soil & Water	Custodial Services	450.00		450.00	
Jan Master Cleaning Services Inc	Sequestration Bldg Ok	Custodial Services	1,100.00		1,100.00	
Jan Master Cleaning Services Inc	Liab Protection & Set	Custodial Services	2,625.00		2,625.00	
Jan Master Cleaning Services Inc	Liab Protection & Set	Custodial Services	252.65		252.65	
Jan Master Cleaning Services Inc	Liab Protection & Set	Custodial Services	99,843.93	20,048.24	27,611.35	52,184.34
PAGE TOTALS						

Richland Community College
Bills Presented for Ratification
SEPT 1415

Vendor Name	Function	Object	Invoice Amount	Educational Fund	O & M Fund	Other Fund
Jason's Lawn Care	Clinton Center O&M	Snow/Grounds	400.00			
Jennings, Harold M	General Expenses	Collection Co Charges	491.11	491.11		
Johnson, Debra Lynn	Marketing	Specialities	355.64	355.64		
Jorson and Carlson	Copy Center	Equip Repair/Maint Ag	39.25	39.25		
KONE Inc	Maintenance	Equip Repair/Maint Ag	327.73		327.73	
Key Equipment Finance	General Expenses	Equipment Rental	199.00			199.00
Key Equipment Finance	Administration Genera	Equipment Rental	210.00			210.00
Key Equipment Finance	Administration Genera	Equipment Rental	210.00			210.00
L E G Enterprises Inc	Club Expenses	Contractual-Other	1,550.00			1,550.00
Lee Enterprises Inc	Human Resources	Advertising	1,070.20	1,070.20		
Life Fitness	Fitness Center	Equipment-Instruction	40,222.90			40,222.90
Life Fitness	Fitness Center	Equipment-Instruction	514.10			514.10
Life Fitness	Fitness Center	Equipment-Instruction	6,244.54			6,244.54
Life Fitness	Fitness Center	Equipment-Instruction	2,382.32			2,382.32
Life Fitness	Fitness Center	Equipment-Instruction	22,936.22			22,936.22
Logical Operations	Credit	Instructional Supplie	163.65			163.65
Logical Operations	Credit	Instructional Supplie	72.06			72.06
Logical Operations	Credit	Instructional Supplie	-133.91			-133.91
Logical Operations	Credit	Instructional Supplie	-28.01			-28.01
Logical Operations	Credit	Instructional Supplie	332.34			332.34
MANCOMM	Credit	Instructional Supplie	295.15			295.15
MANCOMM	Credit	Instructional Supplie	49.76			49.76
MJ Kellner	Child Care Services	Equipment-Service	3,863.00			3,863.00
MR Systems Wireless	Clinton Center O&M	Telephone	57.00		57.00	
MRE Benefit Admin Systems		Group Insurance	28,574.03	28,574.03		
MRE Benefit Admin Systems		Health Insurance	172,562.46	172,562.46		
Macon Resources Inc	Allied Health	Laundry/Linen Supplie	47.04	47.04		
Mangle Management Systems	Club Expenses	Contractual-Other	13.89			13.89
Mangle Management Systems	Presidents Office	Meeting Expense	130.00	130.00		
Mangle Management Systems	General Expenses	Meeting Expense	73.50	73.50		
Mangle Management Systems	General Expenses	Meeting Expense	320.00	320.00		
Mangle Management Systems	Club Expenses	Contractual-Other	40.00			40.00
Mangle Management Systems	Presidents Office	Meeting Expense	66.00	66.00		
Marie's Tours & Charters, INC	Student Activities	Travel-Out of State	1,000.00			1,000.00
Markwell, Blake P	Biology-Baccalaureate	Instructional Supplie	107.13	107.13		
Marquis Beverage Service	Coffee House	Instructional Supplie	46.89			46.89
Marquis Beverage Service	Coffee House	Instructional Supplie	294.00			294.00
Marquis Beverage Service	Coffee House	Instructional Supplie	145.95			145.95
Marquis Beverage Service	Coffee House	Instructional Supplie	640.85			640.85
Marquis Beverage Service	Coffee House	Instructional Supplie	19.50			19.50
Medline Industries Inc	A&S Nursing -Health O	Instructional Supplie	282.83	282.83		
Menard Inc	Garden Center Ag/Hort	Materials	163.24			163.24
Menard Inc	Maintenance	Maintenance Supplies	-19.98			-19.98
Menard Inc	Maintenance	Maintenance Supplies	-43.91			-43.91
Menard Inc	Maintenance	Maintenance Supplies	53.82			53.82
Menard Inc	Maintenance	Maintenance Supplies	26.79			26.79
Midland Paper Company	Copy Center	Materials	21.84			21.84
Midland Paper Company	Copy Center	Materials	310.59			310.59
Midwest Fiber Inc of Decatur	Utilities	Refuse Disposal	90.00			90.00
		PAGE TOTALS	286,790.51	204,119.19	891.45	81,779.87

Richland Community College
Bills Presented for Ratification
SEPT 1415

Vendor Name	Function	Object	Invoice Amount	Educational Fund	O & M Fund	Other Fund
Millikin University	Chemistry-Baccalaurea	Contractual-Other	3,456.00	3,456.00		
Myron Corp	CommunityService	Materials	1,383.79			1,383.79
NSC	NonCredit	Publications & Pues	110.00			110.00
Napa Auto Parts	College Vehicle	Vehicle Expense	9.06		9.06	
Nasco	Biology-Baccalaureate	Instructional Supplie	255.00	255.00		
Neuhoff Media Decatur	Marketing	Advertising	500.00	500.00		
Neuhoff Media Decatur	Marketing	Advertising	500.00	500.00		
New Era Signs Inc	Marketing	Advertising	1,500.00	1,500.00		
Niemann Foods	Building Additions	New Bldgs & Additions	1,315.19			1,315.19
Niemann Foods	Culinary Arts	Instructional Supplie	52.84	52.84		
Niemann Foods	Culinary Arts	Instructional Supplie	11.07	11.07		
Niemann Foods	Culinary Arts	Instructional Supplie	23.59	23.59		
Niemann Foods	Culinary Arts	Instructional Supplie	52.14	52.14		
Niemann Foods	Culinary Arts	Instructional Supplie	85.53	85.53		
Niemann Foods	Culinary Arts	Instructional Supplie	41.05	41.05		
Office Max	Culinary Arts	Inventory-CentralStor	1,610.83	1,610.83		
Oliver, Brooke D	Surgical Tech-Health	Travel-In State Milea	215.04	215.04		
One Source Equipment Rental LLC	NonCredit	Instructional Supplie	251.25			251.25
Orv Graham Radio Advertising Bro	Marketing	Advertising	288.00	288.00		
Parkland College	Chargeback	Chargeback Expense	384.20	384.20		
Parks Sewer Service	Maintenance	Equip Repair/Maint Ag	270.00		270.00	
Pitney Bowes Inc	Maintenance	Pest Control	2,085.00		2,085.00	
Pitney Bowes Inc	Maintenance	Pest Control	396.00		396.00	
Pocket Nurse	AAS Nursing -Health O	Instructional Supplie	369.10	369.10		
Poindexter, Lynne M	Academic Success	Contractual-Other	195.20	195.20		
Poindexter, Lynne M	Academic Success	Contractual-Other	195.20	195.20		
Premier	Garden Center Ag/Hort	Materials	153.76			153.76
Pride Cleaners	Culinary Arts	Contractual-Other	17.44	17.44		
Quill Corp	Administration Genera	Equip Repair/Maint Ag	76.25			76.25
RCC Bookstore	Books-GSL/UGSL	Books-GSL/UGSL	2,397.15	2,397.15		
RCC Bookstore	Fell Taxable Books	Fell Taxable Books	2,111.59	2,111.59		
RCC Bookstore	Fell Taxable Books	Fell Taxable Books	12,936.83	12,936.83		
RCC Bookstore	Fell Taxable Books	Fell Taxable Books	70.66	70.66		
RCC Bookstore	NonTaxBooks-Scholarsh	NonTaxBooks-Scholarsh	50,238.81	50,238.81		
RCC Bookstore	NonTaxBooks-Scholarsh	NonTaxBooks-Scholarsh	687.29	687.29		
RCC Bookstore	NonTaxBooks -Workforc	NonTaxBooks -Workforc	25,930.10	25,930.10		
RCC Bookstore	RCC Foundation A/R	RCC Foundation A/R	3.16	3.16		
RCC Bookstore	Fell Taxable Books	Fell Taxable Books	78.05	78.05		
RCC Bookstore	Credit	Instructional Supplie	2.45			2.45
RCC Bookstore	Credit	Instructional Supplie	2,459.76			2,459.76
RCC Bookstore	Art-Baccalaureate	Instructional Supplie	-39.90	-39.90		
RCC Bookstore	Art-Baccalaureate	Instructional Supplie	39.90	39.90		
RCC Bookstore	Engl/Human/Journal-Ba	Instructional Supplie	343.91	343.91		
RCC Bookstore	Education-Baccalaurea	Instructional Supplie	175.33	175.33		
RCC Bookstore	Accounting/Business	Instructional Supplie	121.67	121.67		
RCC Bookstore	Information Tech-OccT	Instructional Supplie	171.67	171.67		
RCC Bookstore	Automotive-Tech Occ	Instructional Supplie	149.09	149.09		
RCC Bookstore	Engineering Technolog	Instructional Supplie	112.17	112.17		
RCC Bookstore	Health Information Te	Instructional Supplie	114.95	114.95		
		PAGE TOTALS	113,907.17	105,394.66	2,760.06	5,752.45

Richland Community College
Bills Presented for Ratification
SEPT 1415

Vendor Name	Function	Object	Invoice Amount	Educational Fund	O & M Fund	Other Fund
RCC Bookstore	Grant-Support/Services	Participant Supplies	588.66			588.66
RCC Bookstore	Faculty/Staff Develop	Specialties	119.92	119.92		
RCC Bookstore	General Expenses	Instructional Supplie	71.92	71.92		
RCC-Foundation		Credit Card Clearing	200.00	200.00		
RCC-Foundation		Revenue-Misc/OtherSou	25.00	25.00		
RCC-Foundation		Richland Foundation	188.05	188.05		
RCC-Foundation		Richland Foundation	188.05	188.05		
Rankin, Amy	Marketing	Contractual-Other	270.00	270.00		
Reliance Standard		Life Insurance	3,471.03	3,471.03		
Reliance Standard		LTD Insurance	2,176.22	2,176.22		
Reliance Standard		Supplemental Life Ins	1,399.06	1,399.06		
Reserve Account		Inventory-CentralStor	5,200.00	5,200.00		
Rexx Battery of Decatur Inc	College Vehicle	Vehicle Expense	225.90		225.90	
Rexx Battery of Decatur Inc	College Vehicle	Vehicle Expense	275.75		275.75	
Robert's Sysco Inc	Child Care Services	Snacks and Milk	36.74			36.74
Robert's Sysco Inc	Culinary Arts	Instructional Supplie	204.90	204.90		
Robert's Sysco Inc	Culinary Arts	Instructional Supplie	43.44	43.44		
Robert's Sysco Inc	Culinary Arts	Instructional Supplie	453.77	453.77		
Robert's Sysco Inc	Culinary Arts	Instructional Supplie	3,336.46	3,336.46		
Robert's Sysco Inc	Culinary Arts	Instructional Supplie	358.30	358.30		
Robert's Sysco Inc	Culinary Arts	Instructional Supplie	45.80	45.80		
Robert's Sysco Inc	Coffee House	Instructional Supplie	503.30			503.30
Robert's Sysco Inc	Child Care Services	Snacks and Milk	52.61			52.61
Robert's Sysco Inc	Culinary Arts	Instructional Supplie	90.95	90.95		
Robert's Sysco Inc	Culinary Arts	Instructional Supplie	111.78	111.78		
Robert's Sysco Inc	Culinary Arts	Instructional Supplie	169.32	169.32		
Robert's Sysco Inc	Child Care Services	Snacks and Milk	52.61			52.61
Rogers Supply Co	Heating, Vent, AC-Tech	Instructional Supplie	573.56	573.56		
Rush Truck Leasing	Grounds	Install Pynt Lease/Fu	2,157.00		2,157.00	
S J Smith Company Inc	Welding-Technical Occ	Instructional Supplie	144.61	144.61		
S J Smith Company Inc	Human Simulator	Instructional Supplie	35.95	35.95		
Saunders, Gayle M	Board of Trustees	Meeting Expense	25.78	25.78		
Saunders, Gayle M	Presidents Office	Meeting Expense	28.18	28.18		
Saunders, Gayle M	Presidents Office	Travel-In State	47.58	47.58		
Schoocraft Publishing	Commercial Custodial	Instructional Supplie	2,924.00			2,924.00
Scott Fisher Enterprises Inc	Maintenance	Pest Control	50.00		50.00	
Scott Fisher Enterprises Inc	Maintenance	Pest Control	625.00		625.00	
Scott Fisher Enterprises Inc	Maintenance	Pest Control	35.00		35.00	
Secretary of State	CommunityService	Publications & Dues	10.00			10.00
Securitas	Security	Security	232.90		232.90	
Securitas	Security	Security	171.44		171.44	
Securitas	Liab Protection & Set	Security	4,425.01			4,425.01
Securitas	Liab Protection & Set	Security	4,425.01			4,425.01
Securitas	Security	Security	267.22		267.22	
Securitas	Security	Security	238.89		238.89	
Securitas	Liab Protection & Set	Security	4,538.81			4,538.81
Securitas	Liab Protection & Set	Security	5,076.99			5,076.99
Shippers Rental Inc	Credit	Equipment Rental	2,000.00			2,000.00
Showcard Studio	Marketing	Advertising	250.00			250.00
		PAGE TOTALS	48,142.47	19,229.63	4,279.10	24,633.74

Richland Community College
Bills Presented for Ratification
SEPT 1415

Vendor Name	Function	Object	Invoice Amount	Educational Fund	O & M Fund	Other Fund
Sloan Implement Company Inc	Maintenance	Equip Repair/Maint Ag	153.66		153.66	
Southern Automotive Garage Equip	Collision Repair Tech	Equipment-Instruction	1,492.85			1,492.85
Spectrum Janitorial Supply	Custodial	Maintenance Supplies	2,409.90		2,409.90	
Spectrum Janitorial Supply	Custodial	Maintenance Supplies	32.74		32.74	
Spectrum Janitorial Supply	Custodial	Maintenance Supplies	1,307.11		1,307.11	
Spectrum Janitorial Supply	Custodial	Equipment-Service	8,029.80			8,029.80
Springfield Electric Supply Co	Maintenance	Maintenance Supplies	2.70		2.70	
Springfield Urban League		Misc Scholarship Clea	307.00	307.00		
Star Silkscreen Design Inc	Automotive-Tech Occ	Instructional Supplie	800.00	800.00		
State Fire Marshal	CSI Building O&M	Equip Repair/Maint Ag	75.00		75.00	
State Journal-Register	LRC	Publications & Dues	267.72	267.72		
State Univ Annuity Assoc		Misc Deductions	620.00	620.00		
State Universities Retirement		SURS 8%	43,966.10	43,966.10		
State Universities Retirement		SURS 8%	1,401.92	1,401.92		
State Universities Retirement		SURSRetiremtInstallPu	131.00	131.00		
State Universities Retirement		SURS 1/2%	4,745.12	4,745.12		
State Universities Retirement		SURS 8%	1,391.37	1,391.37		
State Universities Retirement		SURS 8%	44,222.94	44,222.94		
State Universities Retirement		SURSRetiremtInstallPu	131.00	131.00		
State Universities Retirement		SURS 1/2%	4,736.32	4,736.32		
State Universities Retirement		SURS 8%	44,828.20	44,828.20		
State Universities Retirement		SURS 8%	1,401.92	1,401.92		
State Universities Retirement		SURSRetiremtInstallPu	131.00	131.00		
State Universities Retirement		SURS 1/2%	4,726.80	4,726.80		
Superior Fire Protection Sys Inc	Maintenance	Equip Repair/Maint Ag	488.00		488.00	
Svendesen Florists Inc	Presidents Office	Materials	65.00	65.00		
Svendesen Florists Inc	Presidents Office	Materials	49.95	49.95		
Svendesen Florists Inc	Presidents Office	Materials	39.95	39.95		
Svendesen Florists Inc	Presidents Office	Materials	50.00	50.00		
Svendesen Florists Inc	Faculty/Staff Develop	Employee Recognition	106.00	106.00		
Swift, Janet	Academic Success	Contractual-Other	313.40	313.40		
The Beach House Inc	Faculty/Staff Develop	Employee Recognition	251.34	251.34		
The Beach House Inc	General Expenses	Meeting Expense	61.02	61.02		
The Beach House Inc	Sequestration Proj	Contractual-Other	960.00			960.00
The News-Gazette	Human Resources	Advertising	419.16	419.16		
The Omni Group	General Expenses	Bank Service Charges	8.00	8.00		
ThyssenKrupp Elevator Corp	CSI Building O&M	Equip Repair/Maint Ag	452.24		452.24	
Tomlinson, Richard S	Humanities - Dean	Registration Fees	500.00	500.00		
Tomlinson, Richard S	Humanities - Dean	Travel-Out of State	500.00	500.00		
USA Clean Inc	Custodial	Maintenance Supplies	31.80		31.80	
United Way of Decatur/Macon Cnty		United Way	86.00	86.00		
United Way of Decatur/Macon Cnty		United Way	420.67	420.67		
WDKR Radio Station	Marketing	Advertising	182.00	182.00		
WXFM	Marketing	Advertising	112.00	112.00		
Ward's Natural Sci Est LLC	Phys Sci/Physic-Bacca	Instructional Supplie	85.34	85.34		
Ward's Natural Sci Est LLC	Biology-Baccalaureate	Instructional Supplie	248.70	248.70		
Woods, Paris M	Board of Trustees	Travel-In State	72.86	72.86		
Workforce Investment Solutions		Workforce Revenue	278.00			278.00
World Point ECC Inc	Credit	Instructional Supplie	-53.90			-53.90
		PAGE TOTALS	173,039.70	157,379.80	4,953.15	10,706.75

Richland Community College
 Bills Presented for Ratification
 SEPT 1415

Vendor Name	Function	Object	Invoice Amount	Educational Fund	O & M Fund	Other Fund
World Point ECC Inc	Credit	Instructional Supplie	223.20			223.20
World Point ECC Inc	Credit	Instructional Supplie	447.15			447.15
Xerox Corp	Copy Center	Printing	1,584.89			1,584.89
Xerox Corp	Copy Center	Install Pymt Lease/Fu	307.11			307.11
Xerox Corp	Copy Center	Install Pymt Lease/Fu	194.99			194.99
Xerox Corp	Copy Center	Install Pymt Lease/Fu	2,307.74			2,307.74
Xerox Corporation	Copiers	Equipment Rental	514.08	514.08		
Student Refunds			6,469.00	6,469.00		
		PAGE TOTALS	12,048.16	6,983.08	0.00	5,065.08
		AP GRAND TOTAL	885,507.96	576,501.70	83,085.64	225,920.62

ITEMS FROM THE BOARD

ADJOURNMENT