



BOARD OF TRUSTEES

August 18, 2015

REGULAR MEETING 5:30 P.M. | RICHLAND COMMUNITY COLLEGE ROOM E181



Richland Community College

One College Park | Decatur, Illinois 62521 | 217.875.7200 | richland.edu

RICHLAND COMMUNITY COLLEGE
DISTRICT NO. 537
BOARD OF TRUSTEES REGULAR MEETING
ONE COLLEGE PARK – DECATUR, ILLINOIS 62521

August 18, 2015

AGENDA

The Vision: To be the premier source for education, workforce training, partnerships, and economic development.

College Mission: To provide innovative educational environments, opportunities, and experiences that enable individuals, communities, and the region to grow, thrive, and prosper.

Core Values: Commitment, Respect, Excellence, Accountability, and Diversity

- I. Convening of the Regular Meeting – 5:30 p.m.
 - A. Call to Order
 - B. Roll Call
- II. *Minutes of the Regular Meeting on July 21, 2015*
- III. Appearance of Citizens and Introduction of Guests
- IV. Written Communications
 - College Activities Report
 - Personnel Update
 - Construction Report
- V. Special Reports
 - A. Report of the President
 1. 2015 College Yearbook Report – Gianina Baker
 2. Program Review Report – Dr. Denise Crews
 3. College Spotlight – Go Girls! – Illinois Manufacturers Association Summer Camp – Darbe Brinkoetter
 - B. Report of ICCTA
 - C. Report of Student Trustee

- D. Report of Agreements/Contracts authorized by President Saunders for the month of July 2015

VI. Executive Session (IVORY COLOR)

VII. Consent Agenda (PINK COLOR)

A. ***Full Time Employment***

- 1. Karl Evans, Heating, Ventilation, and Air Conditioning Instructor, Business and Technology

VIII. New Business (IVORY COLOR)

A. ***Annual Renewal of Legal Representation Contract***

IX. Financial Report (GREEN COLOR)

A. ***Treasurer's Report and Financial Statement (WHITE COLOR)***

B. ***Bills for Ratification***

X. Items from the Board

XI. Adjournment

Bold and Italics Denotes Action Items

BOARD BOOK ANNUAL CALENDAR

JANUARY 2015

Reports

Consent Agenda

College Legal
Contractual Agreements

New Business

FEBRUARY 2015

Reports

Consent Agenda

Recommendation for
Approval of Tuition

New Business

Recommendations for
Tenure

Recommendation for
Approval of Fees

MARCH 2015

Reports

Consent Agenda

New Business

Recommendations for Faculty
Promotions in Rank

Recommendation to Grant
Professor Emeritus Status

Recommendation to Grant
Staff Emeritus Status

Recommendation for
Professional Leave

Strategic Plan 2015-2018

APRIL 2015

Tenure and Promotion
Recognition Dinner

Student Government
Election Results

Report from Board
Secretary regarding
Election of Student
Trustee

Seating of New Student
Trustee

Reports

MAY 2015

Reorganization of
Board of Trustees

Reports

Consent Agenda

New Business

Tentative Budget

Other

RCC Commencement

ICCTA Lobby Day

JUNE 2015

Public Hearing for Budget

Reports

Strategic Plan Quarterly Report

Consent Agenda

New Business

Resolution Adopting Budget

Compliance with Prevailing
Wage Act

State Capital Funding Request
RAMP

Resolution Transferring
Earnings

Review of Minutes of Previous
Executive Sessions

Other

ICCTA Annual Convention

BOARD BOOK ANNUAL CALENDAR

JULY 2015

Reports

Consent Agenda

Other

Annual Foundation Board Meeting

AUGUST 2015

Reports

Institutional Year Book
Program Review
Presentation

Consent Agenda

SEPTEMBER 2015

Reports

Consent Agenda

OCTOBER 2015

Reports

Consent Agenda

Distribution of Audit
Reports – RCC & Brush
College, LLC

Strategic Plan Quarterly
Update

NOVEMBER 2015

Reports

Audit Presentation

Consent Agenda

Calendar of Regular
Meetings of Board of
Trustees

Old Business

Financial Report

DECEMBER 2015

Reports

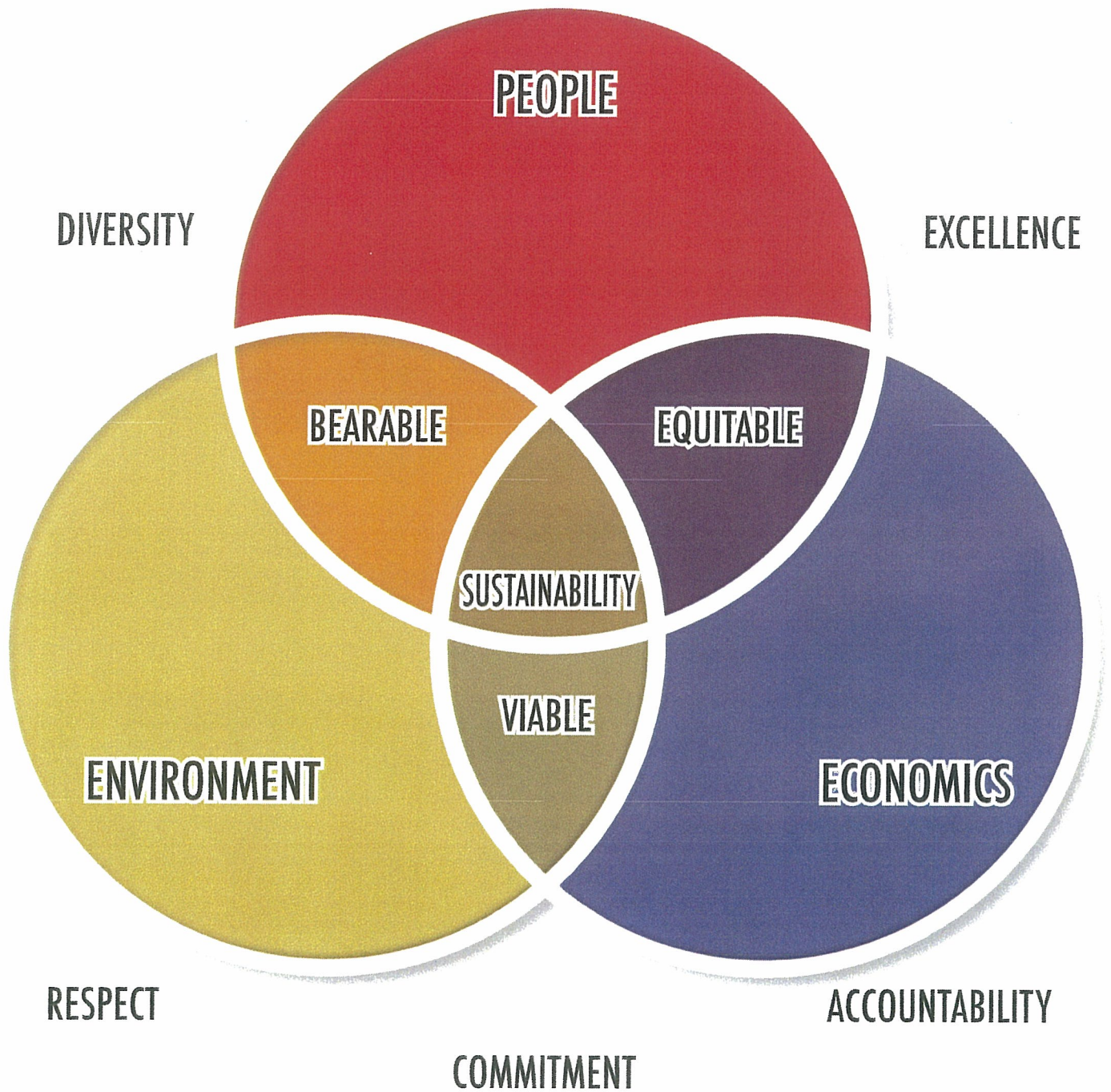
Consent Agenda

Old Business
Resolution for Fiscal Year Tax
Levy

Review of Minutes of Previous
Executive Sessions

Strategic Plan Priorities
Results Report

PRINCIPLES OF SUSTAINABILITY



Richland Community College Strategic Plan 2015 - 2018

College Vision

To be the Premier Source for Education, Workforce Training, Partnerships, and Economic Development.

College Mission

The mission of Richland Community College is to provide innovative educational environments, opportunities, and experiences that enable individuals, communities, and the region to grow, thrive, and prosper.

Core Values

Commitment
Respect
Excellence
Accountability
Diversity

Strategic Plan

Goal 1: Elevate Teaching and Learning Standards

Strategy A: Utilize Richland's Cross Disciplinary Outcomes process to assess student learning.
Strategy B: Demonstrate the assessment of program student learning outcomes.
Strategy C: Engage faculty and staff in program review using the established process.
Strategy D: Enhance teaching and learning through faculty development opportunities.
Strategy E: Deploy innovative instructional delivery and assessment systems.
Strategy F: Expand project-based and other career-focused learning experiences for students.

Goal 2: Foster Student Success and Completion

Strategy A: Engage in activities that improve the college and career readiness of Richland students.
Strategy B: Advance a comprehensive Strategic Enrollment Management process and completion agenda.
Strategy C: Engage students in the holistic development of educational pathways.
Strategy D: Implement student success strategies to address progress expectations and identified momentum points.
Strategy E: Establish robust student support systems including proactive advising and work-based career-focused experiences.

Goal 3: Create and Advance Workforce Development Partnerships

Strategy A: Discover common workforce needs and opportunities to strengthen community relationships.
Strategy B: Identify and implement new career and technical education programs of study and workforce development programs reflecting community economic development initiatives.
Strategy C: Actively engage in legislative and government relations that serve to further Richland's mission.
Strategy D: Proactively secure opportunities for media to highlight the vast portfolio of offerings available to District residents.
Strategy E: Facilitate workforce and economic development opportunities through business incubator and other entrepreneurial training.
Strategy F: Successfully fulfill the design, development and delivery of a new school of business integrated curriculum.

Goal 4: Ensure a Sustainable Organization

Strategy A: Align and empower employee strengths that benefit the institution in meeting strategic goals.
Strategy B: Optimize human, economic, and environmental expenses with available revenue.
Strategy C: Balance the physical environment to connect to the College principles of sustainability.
Strategy D: Identify and secure alternative revenue streams.
Strategy E: Align facility utilization with established program needs.

L2 Division/Department/Area Balanced Scorecards

L1 Institutional Balanced Scorecard

Dashboard
Annual Priorities

Public
Accountability

Implementation
and
Performance

Public
Accountability

Implementation
and
Performance

<http://www.richland.edu/effectiveness/strategicplan>

2015 Strategic Plan Priorities

Goal 1: Elevate Teaching and Learning Standards.

Strategy A: Utilize Richland's Cross Disciplinary Outcomes process to assess student learning.

1. Complete evaluation of written communication artifacts.
2. Complete program reviews and development of shorter certificates in support of performance funding objectives linked to retention and completion.

Strategy B: Demonstrate the assessment of program student learning outcomes.

1. Assess progress and continue process of creating Program Student Learning Outcomes.

Strategy C: Engage faculty and staff in the program review using the established process.

1. Increase faculty and program staff involvement in program reviews scheduled by ICCB for FY15.
2. Implement institutional effectiveness reporting for each program area in accordance with 2014 strategic program reviews.

Strategy D: Enhance teaching and learning through faculty development opportunities.

1. Create and implement template for faculty to report annually professional development activities outside Professional Development Day.
2. Pilot test the Online Quality Assurance process in Summer 2015.

Strategy E: Expand project-based learning and other career-focused learning experiences for students.

1. Establish co-requisite model.
2. English Bridge Program curriculum will emphasize the elements of effective first-year writing/college-level English writing requirements.
3. Math Bridge Program - Complete pilots of MATH 098 in three new area high schools.
4. Establish one STEM content discipline to align with a high school.

Goal 2: Foster Student Success and Completion.

Strategy A: Engage in activities that improve the college and career readiness of Richland students.

1. Launch the fourth-year mathematics course at three additional high schools with appropriate academic support.
2. Using the ICCB Bridging the Gap Grant and in partnership with Workforce Investment Solutions, the Mathematics Enrichment Center will pilot a Math Boot Camp for SU15 for 25 high school graduates who place into developmental mathematics and who will attend Richland in FA15.

Strategy B: Advance a comprehensive Strategic Enrollment Management process and completion agenda.

1. Benchmark and increase the number of adults 50 and above enrolling in credit/noncredit coursework.
2. Benchmark and increase the number of adults transitioning from Adult Education Program to College certificate/degree program.
3. Support the enrollment growth of Heartland Technical Academy dual credit programs (particularly engineering technology areas CNC, CAD, CCS, renewable energy).
4. Increase enrollments for Workforce Development Institute covered programs (i.e., culinary arts, early childhood education, welding, automotive technology, diesel technology, collision repair).
5. Engage YCCC students in the YCCC/Richland articulation agreement (i.e., collaborative marketing).
6. Study intentional scheduling efforts (i.e., stream scheduling, transfer academy, Clinton scheduling, night academy) to determine next steps.
7. Benchmark and track enrollment patterns across various student populations (developmental education, online).
8. Reinforce enrollments through targeted marketing activities.

Strategy C: Engage students in the holistic development of educational pathways.

1. Assigned Advising process will be reviewed and adjusted to foster an environment that embraces students and advances them toward goal clarity and completion.
2. Each year by June 1 all materials for Financial Aid will be available for the new fiscal year.
3. Implement a Veteran-focused New Student Orientation for FA15.

Strategy D: Implement student success strategies to address progress expectations and identified momentum points.

1. Create promotions throughout the year that encourage applications for scholarships and strengthen connections to scholarship donors, students and parents.
2. Write 6-7 new scholarship agreements that support students with financial need.
3. Implement additional bridge programming for adult education students.

Strategy E: Establish robust student support systems including proactive advising and work-based career-focused experiences.

1. Streamline the application for graduation process. During 2015, the Records Office will develop, pilot and implement an application for graduation process that is student-centered and accurate and that engages the advisors.
2. Increase faculty and class presentations of College Central Network (CCN) to grow use by 10%.
3. Implement the internship tracking modules of CCN and track 50% of internships for FA15 via the portal.

Goal 3: Create and Advance Workforce Development Partnerships.

Strategy A: Discover common workforce needs and opportunities to strengthen community relationships.

1. Track advisory committee meetings and develop list of advisory committee recommendations.
2. Conduct 2-3 on-campus activities and 2 off-campus engagement activities to reconnect alumni to Richland.
3. Maintain, add and update contact information for Richland alumni.
4. Organize Advisory Committee for Alumni Association of community leaders to focus accurately on optimum activities that will engage alumni of different ages and generally broaden connections to all alumni.
5. Implement Richland and UIUC College of Engineering (Mechanical Engineering) Memorandum of Understanding to establish a wind turbine research plot in the AATP adjacent to NSEC and renewable energy laboratory (REL) activities.
6. Partner with community law enforcement organizations to use Progress City USA for "tactical" training.
7. Extend CCUS contract with U.S. Department of Energy and ADM Company.

Strategy B: Identify and implement new career and technical education programs of study and workforce development programs reflecting community economic development initiatives.

1. Develop and deploy CTE curriculum model pilot that aligns college courses with employer needs.
2. Expand STEM activities with K-12 partners (via Green Guide Series and IMA manufacturing awareness campaign).
3. Implement IDOT Highway Construction Program.
4. Implement Advisory Board for Carroll School of Business.

Strategy C: Actively engage in legislative and government relations that serve to further Richland's mission.

1. Reinforce Richland's role as a leader in broader public policy debate.
2. Maintain an open dialogue with elected officials regarding significant priorities, activities and decisions of the College.
3. Advocate on behalf of the community college system's agenda.
4. Utilize the collective expertise of elected officials to create new opportunities for Richland.
5. Participate in Economic Development Corporation and Greater Decatur Chamber of Commerce activities to increase Richland visibility regarding program and learning resources.

Strategy D: Proactively secure opportunities for media to highlight the vast portfolio of offerings available to District residents.

1. Strengthen press releases and stories promoting opportunities and events at the College.
2. Enhance monthly radio segments.
3. Enhance social media opportunities in promotion.

4. Highlight faculty and student awards and recognitions.

Strategy E: Facilitate workforce and economic development opportunities through business incubator and entrepreneurial training.

1. Implement Richland/National Foodworks Services, LLC, Memorandum of Understanding (Local Illinois Food Entrepreneurship (LIFE) Program).
2. Expand market for Richland coffee blends in conjunction with community business partnerships.
3. Identify economic development services to be offered by Richland.

Strategy F: Successfully fulfill the design, development and delivery of a new school of business integrated curriculum.

1. Implement Capital Campaign of Business Education Center through complete canvassing of specific Foundations and Corporations and 80% of top 50 prospects during the calendar year.
2. Align business programming pathway from Richland to Millikin University.

Goal 4: Ensure a Sustainable Organization.

Strategy A: Align and empower employee strengths that benefit the institution in meeting strategic goals.

1. Develop a model for activity-based costing that will allow comparisons with national norms.

Strategy B: Optimize human, economic and environmental expenses with available revenue.

1. Develop a balanced budget within the constraints of limited resources by the June Board of Trustees' meeting.
2. Review and modify the College's Health Insurance Benefit Program by benefit choice period to reduce costs for the College and staff.
3. Enhance existing reporting for financial data.
4. Review and modify procedures in purchasing, travel and cash management to ensure efficient use of College resources.

Strategy C: Balance the physical environment to connect to the College principles of sustainability.

1. Identify specific activities that, based upon the STARS rating system, will increase Richland's point total for an increased rating upon accomplishment of the activity.
2. Develop and construct training protocols enabling the College to meet the requirements outlined in the Crisis Management Plan for implementation by August opening of the academic year.

Strategy D: Identify and secure alternative revenue streams.

1. Seek three new grants that further Richland's mission and add to existing revenue streams.
2. Develop new and broaden existing revenue streams by building creative and entrepreneurial partnerships with foundations, corporations, government sources and private donors.

Strategy E: Align facility utilization with established program needs.

1. Work with the CBD, BLDD and contractors for efficient project management of the Student Success Center project.
2. Develop process for measurement and implementation of facility utilization.

CONVENING OF THE REGULAR MEETING

MINUTES OF THE REGULAR MEETING ON JULY 21, 2015

**MINUTES OF BOARD OF TRUSTEES REGULAR MEETING
DISTRICT NO. 537
RICHLAND COMMUNITY COLLEGE
ONE COLLEGE PARK – DECATUR, ILLINOIS 62521**

July 21, 2015

CONVENING OF THE MEETING

Call to Order The regular meeting was called to order at 5:33 p.m. Tuesday, July 21, 2015, in Conference Room E181 of the College by Chairman Campbell. Chairman Campbell also recited the College Vision, Mission, and Core Values.

Roll Call

Trustees Present: Bruce Campbell, Dr. Larry Osborne, Tom Ritter, Dale Colee, Dr. David Coopridner, Bishop Wayne Dunning, Randy Prince, Donnie Lewis

Trustees Absent: None

Also present: Dr. Gayle Saunders and other staff members

MINUTES OF PREVIOUS MEETING

The minutes of the regular meeting of June 16, 2015, had been distributed to the Board prior to this meeting.

Dr. Osborne moved to approve the minutes of the regular meeting of June 16, 2015. Bishop Dunning seconded. Voice vote being all ayes, Chairman Campbell declared the motion carried.

APPEARANCE OF CITIZENS AND INTRODUCTION OF GUESTS

Dr. Saunders welcomed Chris Lusvardi from the Herald and Review.

DISMISSAL OF AD HOC APPOINTMENTS

Chairman Campbell disbanded the Ad Hoc Appointments of Dale Colee as ICCTA Representative, Randy Prince as the Liaison to the Richland Community College Foundation, Dr. Larry Osborne and Tom Ritter as the Compensation Committee, and Dr. Larry Osborne and Bishop Wayne Dunning as the Nominating Committee. All members were thanked for their service.

Appointment of Liaison to Richland Community College Foundation Board of Directors

Chairman Campbell appointed Randy Prince to the Richland Community College Foundation.

Appointment of ICCTA Representative

Chairman Campbell appointed Dale Colee as the ICCTA Representative.

Appointment of Audit Committee

Chairman Campbell appointed Dr. Coopridier and Tom Ritter to the Audit Committee.

Appointment of Travel Committee

Chairman Campbell appointed Dr. Osborne and Randy Prince to the Travel Committee.

Appointment of Nominating Committee

Chairman Campbell appointed Dr. Osborne and Bishop Dunning to the Nominating Committee.

WRITTEN COMMUNICATIONS

College Activities Report:

- Summer Semester Finals are July 22nd – July 23rd
- 2nd Annual Carbon Capture K-12 Teachers Conference will be held July 30, 2015 at NSEC
- August 17th – first day of Fall Semester classes
- August 18 – 5:30 p.m. – Board of Trustees Meeting

Personnel Update

Retirements, Resignations, and Terminations

- Cindy Shupe, Highway Construction Careers Training Program Coordinator, Continuing and Professional Education, effective June 18, 2015.
- Jerry Cole, STOP Program Coordinator, Decatur Community Partnership, effective June 30, 2015.
- Shelby Gant, Fairview Extension Site Coordinator, Economic Development and Innovative Workforce Solutions, effective June 30, 2015.
- Beau Hanger, Director, Outdoor Exposition and Special Events, Continuing and Professional Education, effective July 10, 2015.
- Diane Hedden, Secretary, Part-time, Business and Technology, effective August 14, 2015.
- Jo Jackson, Secretary, Part-time, Health Professions, effective August 14, 2015.
- Hannah MacKenzie, Secretary, Part-time, Mathematics and Sciences, effective August 14, 2015.

Changes

- Allison Shuppara, Extension Education Centers, Coordinator, Economic Development and Innovative Workforce Solutions, effective July 1, 2015.

Construction Report

Greg Florian provided a report of the construction progress of the Student Success Center. Construction continues since a local contribution is included. Final connections are being installed on the Fire and Security Extension System. The Lock Replacement project is complete, and Progress City USA Expansion is underway and on a very aggressive timeline to be ready for September Farm Progress Show.

SPECIAL REPORTS

REPORT OF THE PRESIDENT

1. The General Assembly passed House Bill 3593, regarding capping the term of the contract and severance packages of community college presidents. Representative Sue Scherer voted no. Representative Mitchell voted yes. We appreciate Representative Scherer's supportive vote of Richland and the community college system in Illinois.
2. The Illinois Chief Student Services Officers were on campus for their summer retreat. They discussed a number of topics, including remediation, student success and degree completion, first amendment policy issues, applied baccalaureate degrees, and transfer issues. Marcus Brown was elected as the next chairman and I'm confident he will lead them well.
3. Damages to the Center for Sustainability and Innovation are waiting to be repaired after lightning struck the wind turbine. Northern Power Systems is scheduling a technician to repair the turbine. They are expected to be onsite next week.
4. The State processed Richland's payments for the Department of Corrections grant for the months of March and April which is about \$100,000.
5. Richland Community College was notified that the TRIO grant application has been selected for funding. This is a five year grant and Richland will receive \$280,680.00 each of the five years for a total of \$1.45 million.
6. July 15th marks the 50th anniversary of the signing of the Illinois Public Community College Act. Today, the Illinois community college system is the states' largest provider of higher education, serving nearly one million students each year.
7. The Summer Board Retreat that was scheduled for Thursday has been postponed in respect to Mayor Mike McElroy whose funeral services are that day.

8. Dr. Rick Tomlinson and Dr. Jarmese Sherrod presented the College Spotlight – New Initiatives in English.
9. Greg Florian gave an update on the 2015 Farm Progress Show.
10. Richard McGowan highlighted the upcoming awareness gathering for the Carroll School of Business Campaign being held August 19 from 5:00 – 7:00 p.m. at the Country Club of Decatur.

REPORT OF ICCTA

None

REPORT OF STUDENT TRUSTEE

Student Trustee Donnie Lewis reported on the upcoming events at Richland Community College. The activities are listed in the board book.

AGREEMENTS AND CONTRACTS AUTHORIZED BY PRESIDENT SAUNDERS

Dr. Saunders signed an agreement between Richland Community College and Imboden Creek Living Center to be used as a clinical site for the Practical Nursing program.

Dr. Saunders signed an Articulation Agreement between Eastern Illinois University and Richland Community College for the Nursing AAS (ADN) program.

Dr. Saunders signed a Reverse Transfer Credit Articulation Agreement between Millikin University and Richland Community College.

Dr. Denise Crews gave an explanation of the Reverse Transfer Credit process between Richland Community College and Millikin University and highlighted the benefits to both the student and the College.

EXECUTIVE SESSION

None

CONSENT AGENDA

Charge Back

A recommendation to approve the Charge Back Application for Callie Wildman to attend Parkland College for Agricultural Business: Grain Merchandising and Management for 2015 Fall term through 2016 Summer term.

Prince moved to approve the consent agenda item as presented. Dr. Osborne seconded. Roll call vote being all ayes, Chairman Campbell declared the motion carried.

FINANCIAL REPORT

Bills Payable

The June 2015 Treasurer's Report and Financial Statement were presented to and discussed with the Board.

A list of bills paid in the amount of \$972,173.58 for June 2015 was distributed to the Board prior to the meeting.

Prince moved to ratify the June bills paid and approve the Financial Statement subject to audit. Dr. Coopriider seconded. Roll call vote being all ayes, Chairman Campbell declared the motion carried.

ITEMS FROM THE BOARD

Dr. Coopriider requested the College send flowers on behalf of Richland Community College's faculty, staff and Board of Trustees to the Mike McElroy family. By consensus, the Board members agreed.

Dr. Saunders stated that flowers had been ordered earlier in the week.

Mr. Prince challenged the other Trustees to invite at least 10 influential friends to attend the Richland Community College Foundation awareness gathering at the Country Club of Decatur on August 19, 2015 to help raise funds for the Carroll School of Business.

ADJOURNMENT

Prince moved and Lewis seconded to adjourn the meeting at 6:53 p.m.

Dr. David Coopriider, Secretary

APPEARANCE OF CITIZENS AND INTRODUCTION OF GUESTS

WRITTEN COMMUNICATIONS

LETTERS

New career possible through RCC training

I am 43 years old and in March, I was laid off from my job. I was in total shock and disbelief about what to do regarding my future or what it held. I applied for many jobs and had several interviews, none of which panned out.

One morning, I sat at my kitchen table reading the newspaper. I always look in the jobs section where I noticed a lot of trucking jobs. That day, I went out to Richland Community College where I met Paula Morrell and the lead commercial drivers license training instructor John Smith. They were very helpful and even got me in contact with Archer Daniels Midland Co.

That day changed my life. A short time later, I was accepted into the truck driver training program where I can proudly say I earned my class A commercial driver's license with tanker endorsement. I recently was accepted for employment with ADM.

I never ever thought this was possible. I'd like to thank Morrell, Smith and the two night instructors at Richland for their patience with me and for the new career path. They aided and assisted me in choosing my career.

Never give up!

**Christopher Pettyjohn
Macon**

FRIDAY, JULY 24, 2015

Heater

UNIVERSITY OF ILLINOIS
AT URBANA-CHAMPAIGN

Motorcycle Rider Program

4 Gerty Drive, MC-678
Champaign, IL 61820




Thanks to the support given to the University of Illinois Motorcycle Rider Program by Richland Community College, you were able to complete this training course. If the use of this facility was not available, this free course could not have been offered. If you found this training program beneficial and would like to see it continued for the benefit of others, please forward a short note of appreciation to the following individual:

Jennifer Peterson, Continuing Education Coordinator
Richland Community College
One College Park
Decatur, IL 62521


If you have suggestions on how the program could be improved, please forward comments to Project Coordinator at the address on this letterhead.

Sincerely,



James Kelly, Coordinator


Erik Hanks, Assistant Coordinator


Terry Carrell, Field Coordinator


Heidi Reible, M/C Safety Specialist


Dawn Quinley, Business Admin Assistant


Susan Long, Office Support

Dear Ms. Peterson:

1/20/15

I would like to personally thank
Richland Community College and you
in particular for supporting the
Vof I Motorcycle Rider Program. It is
an excellent, life saving service.

Your facilities are top notch and I
personally gained a lot from taking
this program. Sincerely,

Dr. Marcia Hardy

In Loving Memory of



**Michael "Tuna"
McElroy**
March 2, 1952
July 17, 2015

An Irish Blessing

*May the road rise to meet you.
May the wind be always at your
back. May the sun shine warm
upon your face, the rain fall soft
upon your fields. And until we
meet again, may God hold you in
the palm of His hand.*

Amen

MORAN GOEBEL
FUNERAL HOME, INC.

*Richmond Community
College Faculty, Board
of Trustees and
Foundation,*

*Thank you so much
for the beautiful floral
arrangement. May you
be blessed for the kindness
you have shown us.*

*Thank you,
Matt & Lynn*

*Your kind expression
of sympathy
is gratefully acknowledged
and deeply appreciated*

The McElroy Family

TO: Dr. Gayle Saunders
FROM: Lisa Gregory, Executive Director, Public Information and Chief of Staff
DATE: August 3, 2015
SUBJECT: College Activities Report

Please find attached the *Richland Community College Activities Report* for the current month and a preview of next month. The *Activities Report* is meant to provide information on items of College-wide and community interest and to spotlight the variety of activities and events in which the College is engaged.

August

- August 17 First Day of Fall Semester Classes
- August 22 Saturday Classes Begin
- August 20 Students Welcome Back Picnic - Atrium
11:00 a.m. – 1:00 p.m.
- August 28 Engagement Fair
11:00 a.m. – 1 p.m. – Mueller Student Center
Students showcase what clubs are available for membership on campus.

September

- September 1-2 No Classes (Farm Progress Show)
- September 1,2,3 Farm Progress Show
This event is the nation's largest outdoor farm trade show and is open to the public. Admission Charge.
- September 2 Farm Progress Show Concert, featuring Craig Morgan
The concert, sponsored by Syngenta, featuring Golden Harvest and NK seed brands, will open its gates at 4 p.m. The concert will be held at Richland Community College, just south of the Farm Progress Show exhibit field at 6:00 p.m.. Ticket prices are \$25 and tickets may be ordered online at eTix.com.
- September 7 Labor Day (College Closed)
- September 5,12, 19, 26 Saturday Produce Market
8:00 a.m. – Noon – National Sequestration Education Center
The Richland Student Farms will host a fresh produce market Every Saturday morning until September 26, 2015.
- September 17 Constitution/Citizenship Day
This day commemorates the September 17, 1787 signing of the United States Constitution. Each educational institution that receives Federal funds for a fiscal year provides an educational program about the U.S. Constitution for its students.

To: Dr. Gayle Saunders, President
From: Richard Gschwend, Director, Human Resources
Date: August 10, 2015
Subject: Personnel Update



Retirements, Resignations, and Terminations

| Name | Position | Last Day |
|-------------|--|-----------------|
| Lynn Hudson | Professor, Heating, Ventilation, and Air Conditioning, Business and Technology | 08/15/15 |

New Employee


| Name | Position | Start Date |
|------------------|--|-------------------|
| Marie Vercellino | Food Service Instructor, Decatur Correctional Center | 08/03/15 |
| Stephen Hardy | Radiography Lab Facilitator, Part-time, Health Professions | 08/17/15 |

Richland Community College
One College Park
Decatur, Illinois 62521



MEMORANDUM

BUSINESS SERVICES

To: Dr. Gayle Saunders
From: Greg Florian 
Date: August 3, 2015
Re: Construction Project Status

Current Construction Projects

Student Success Center – During the CDB's monthly Pay-Progress Meeting on August 3rd, discussion was held on how to proceed with the project given the lack of State funding and the use of available Richland funding. After processing of the July pay applications approximately \$270,000 is available to fund the project until FY2016 State appropriations are passed by the General Assembly and signed by the Governor. After discussion, it was agreed that the project will proceed only with approved (CDB and BLDD) work items. Approved items going forward at this time are the delivery and setting of the structural steel, connection of an electrical power switch, delivery of the HVAC equipment, and rework of fin-tube heating elements in the remodeled space. Once the actual cost for these items can be determined, the next work item will be prioritized in order to fully utilize remaining College funds.

If no State budget resolution is determined within the next three weeks, the project most likely will be completely shut down. With this limited work schedule, it is becoming clearer that the original April date for the opening of the Center will not be attainable. We will closely monitor this construction schedule so that in the event the building is not available for the Spring 2016 registration cycle, the College will have a better estimate as to the planned opening.

The interior remodeling reached a point that very little additional work can proceed without the addition or certainty of State funds. Concrete flooring for the addition was cast on July 29th. Connection and testing of the underground sewer and water systems have been completed. Removal of the wall from the new construction into the remodeled space has been complete and is ready for masonry work.

Extension of the Fire and Security System – This project has been completed and the Fire Alarm system is operational.

Lock Replacement – The project is complete and grant documents have been submitted.

Progress City Expansion – With better weather, the contractor has been very aggressive with all of the fill dirt placed and rough graded, the lime stabilized sub-base is in place and the first lift of gravel is being placed. Fencing will be installed during the next two weeks. Once all of the gravel is in place and compacted wood chips will be placed on the lots.

SPECIAL REPORTS

Richland Community College
STUDENT GOVERNMENT ASSOCIATION
BOARD REPORT

August 2015

Student Trustee: Donnie Lewis

President: Shari Mariner *Vice-President:* Ashley Ronda *Secretary/Treasurer:* Heidy Perales

Student Engagement Activities:

- 8/28: Engagement Fair
- 9/11: Family Movie Night- *Inside Out*
- 9/11-12: ICCB-SAC, Springfield

Welcome Week Activities:

- 8/17: Donuts/Coffee(a.m.) and Chips/Drinks(p.m.)
- 8/18: Donuts/Coffee(a.m.) and Chips/Drinks(p.m.)
 Intensity Game Show
- 8/20: Welcome Back Picnic
- 8/21: Movie Night- Avengers: Age of Ultron
- 8/22: Family Skating at George's Skate Center



Commitment Respect Excellence Accountability Diversity

**MONTHLY REPORT OF RICHLAND COMMUNITY COLLEGE
AGREEMENTS/CONTRACTS**

AUTHORIZED BY PRESIDENT SAUNDERS FOR THE MONTH OF

July 2015

- 06/16/2015 Dr. Saunders signed the intergovernmental agreement between Richland Community College and Central A & M High School to provide dual credit courses in Sociology and Psychology as part of the Richland Transfer Academy.
- 07/07/2015 Dr. Saunders signed a contract between Richland Community College and Economic Modeling LLC ("emsi") to provide Career Coach, a web-based tool to assist students in finding sustainable careers by providing current data on wages, employment, job postings, and associated education and training for the Richland region.
- 07/08/2015 Dr. Saunders signed the intergovernmental agreement between Richland Community College and Mt. Zion High School to provide dual credit courses in Sociology, Psychology, Composition, Accounting, Business, Word Processing, Web Development and College Algebra as part of the Richland Transfer Academy.

EXECUTIVE SESSION

Executive Session- August 18, 2015


MOTION FOR CLOSED SESSION

I move that the Board enter into closed session for the purpose of discussing individual employments, as specified in Section 2 (c) (1); for the purpose of discussing collective negotiating matters, as specified in Section 2 (c) (2); for discussion of purchase or lease of real property, as specified in Section 2 (c) (5); for discussion of pending or probable litigation, as specified in Section 2 (c) (11); and for self-evaluation, as specified in Section 2 (c) (16) of the Open Meetings Act.

Richland Community College is in compliance with Public Act 93-0523, requiring the tape or video recording of all executive

CONSENT AGENDA

TO: Board of Trustees

FROM: Dr. Gayle Saunders 

DATE: August 18, 2015

SUBJECT: Consent Agenda

Mr. Chairman, Members of the Board of Trustees, the following item is presented as a consent agenda to be acted upon within the same motion. Any Board member may remove an item from the consent agenda to be acted upon separately. Supporting documentation for the consent agenda item is attached.

Therefore, it is recommended that the Board of Trustees approve the following:


A. Full Time Employment

1. Karl Evans, Heating, Ventilation, and Air Conditioning Instructor, Business and Technology

Thank you.

FULL-TIME EMPLOYMENT

TO: Dr. Gayle Saunders

FROM: Douglas Brauer 

DATE: August 11, 2015

SUBJECT: Hire recommendation for Karl Evans

DEAN Jack Adwell, Business & Technology Division, has recommended the hire of Karl Evans as Instructor, Heating, Ventilation, and Air Conditioning (HVAC).

This position became available upon the retirement of Professor Lynn Hudson.

Mr. Karl Evan's work experience consists of ten years in the HVAC/R area working as an HVAC/R technician and an installer of residential and commercial units. He worked five years as an electrician and mechanical/maintenance installer where he installed and maintained industrial wind generators.

Additionally, Karl Evans has served Richland Community College as a temporary fulltime faculty for multiple semesters beginning Spring 2014. In this role he has supported the Electrical Systems Technology and HVAC academic Programs.

Karl Evans was chosen by a selection committee comprised of Meredith Johnson-Palmer, Brenda Hubner, David Kirby, William Mertell, and chaired by Jack Adwell.


It is recommended that Karl Evans be hire as a full-time tenure track faculty member, Instructor level, by Richland Community College.

Richland Community College  **Business & Technology Division**
Memorandum

Jack P. Adwell
Dean
242 – Ext. 473

Lori McKenzie
Administrative
Assistant
242 – Ext. 475

Evening
Secretary
Diane Heddon
242 – Ext. 475

TO: Dr. Gayle Saunders & Dr. Doug Brauer
FROM: Jack P. Adwell 
DATE: August 11, 2015
RE: **Recommendation of Karl Evans for the position of**
_____ Full-time HVAC/R Instructor _____

The Search Committee for the **Full time HVAC/R instructor** position submits this recommendation that **Karl Evans** be hired for this position.

The Search Committee feels that Karl exceeds the requirements as defined in the job description. Karl is a very committed, passionate instructor. He began teaching for us as an adjunct in January of 2013. At that time he had been teaching for Parkland College as an HVAC/R instructor for five years.


Throughout the FY15, Karl has served as a full-time instructor at Richland Community College to fill the full-time responsibilities of faculty on medical leave.

Karl's work experience consists of ten years in the HVAC/R area working as an HVAC/R technician and an installer of residential and commercial units. He worked five years as an electrician and mechanical/maintenance installer where he installed and maintained industrial wind generators.

Karl Evans was chosen by a selection committee comprised of Meredith Johnson-Palmer, Brenda Hubner, David Kirby, William Mertell, and chaired by Jack Adwell.

Respectfully submitted,
Jack P. Adwell, Dean,
Business & Technology Division

NEW BUSINESS

TO: Board of Trustees
FROM: Dr. Gayle Saunders 
DATE: August 18, 2015
SUBJECT: Legal Representation Agreement – Samuels, Miller, Schroeder, Jackson & Sly, LLP

Mr. Chairman, Members of the Board, the College reviews its legal representation agreements annually, as recommended by the Board.

Richland Community College is currently in a contractual relationship with Samuels, Miller, Schroeder, Jackson & Sly, LLP to provide Counsel to the Board of Trustees or the President of Richland Community College when the President is functioning as the Board agent and in the interpretation of state and federal laws and regulations, and other matters of concern which impact the operation of the College.

Counsel will attend regular and special meetings of the Board of Trustees as requested by the Board Chairman or President of the College. No changes have been made to the hourly rates of service.

Therefore, it is recommended that the Board of Trustees approve the continuation of the Legal Representation Agreement between Richland Community College and Samuels, Miller, Schroeder, Jackson & Sly, LLP, with an effective date of August 18, 2015.

Thank you.

Richland Community College
One College Park
Decatur, Illinois 62521



BUSINESS SERVICES

MEMORANDUM

To: Dr. Gayle Saunders
From: Greg Florian *Greg*
Date: August 3, 2015
Re: Legal Counsel for College

The College renews its engagement for legal services annually. The College has had a great working relationship with Samuels, Miller, Schroeder, Jackson & Sly, LLP and has been represented by the firm for eighteen years. During this time they have provided a broad range of services covering areas such as governance, student issues, campus security, real estate, business contracts, construction projects, compliance items under FOIA, FERPA, and the Open Meetings Act. They continue to be responsive and timely with their answers.

They are proposing the same hourly rates that the College has been charged since 2011 which range from \$145 to \$195 depending on which attorney addresses the College's questions.

It is recommended that the Board authorize the College to continue to engage Samuels, Miller, Schroeder, Jackson & Sly, LLP as its legal counsel.

I am available to answer questions.

FINANCIAL REPORT



TO: Board of Trustees

FROM: Dr. Gayle Saunders

DATE: August 18, 2015

SUBJECT: Financial Report

Mr. Chairman, members of the Board, attached are the Treasurer's Report, Financial Statement and the Bills for Ratification.

Greg Florian will be available to explain the Treasurer's Report and Financial Statement and to answer any questions regarding the bills.

Therefore, it is recommended that the Board of Trustees ratify the July 2015 bills paid and approve the Financial Statement to be filed for audit.

Thank you.

Richland Community College

Financial Report
July, 2015

| Report ----- | Page ----- |
|---------------------------------------|---------------|
| Treasurer's Report | 1 |
| Revenue Summary-Education Fund | 2 |
| Revenue Summary-Operations and Maint | 3 |
| Revenue Summary-Operating Funds | 4 |
| Revenue Summary-Other Funds | 5 |
| Expenditure Summary by Major Function | 8 |
| Expenditure Summary by Operating Fund | 10 |
| Auxiliary Enterprise Fund | 11 |
| Restricted Purposes Fund-Grants | 14 |
| Expense Account Summary | 16 |
| Expenditure Summary by Cost Center | 20 |
| Bills Presented for Ratification | 28 |

Richland Community College
Treasurer's Report
July 31, 2015

| Fund | Balance 07/01/15 | Receipts for Month | Disbursements for Month | Balance 07/31/15 | Int. Bearing Accounts | Separate Inv. Instruments |
|-------------------------|----------------------|-----------------------|----------------------------|----------------------|--------------------------|------------------------------|
| Education Fund | 1,817,412.09 | 4,112,733.06 | (3,712,669.11) | 2,217,476.04 | 1,367,476.04 | 850,000.00 |
| Oper & Maint Restricted | 2,015,326.97 | 570.55 | (140,000.00) | 1,875,897.52 | 1,657,608.01 | 218,289.51 |
| Bond & Interest Fund | 985,044.74 | 16.73 | .00 | 985,061.47 | 985,061.47 | .00 |
| Auxiliary Enterprises | 47,614.35 | 16,383.06 | (92.25) | 63,905.16 | 63,905.16 | .00 |
| Restricted Purposes Fd | 718,657.71 | 431,560.25 | (360,000.00) | 790,217.96 | 269,223.48 | 520,994.48 |
| Working Cash Fund | 5,349,296.61 | 200,072.45 | (200,000.00) | 5,349,369.06 | 4,349,093.00 | 1,000,276.06 |
| Trust & Agency Fund | 28,278.60 | .48 | .00 | 28,279.08 | 28,279.08 | .00 |
| Audit Fund | 39,919.75 | .68 | .00 | 39,920.43 | 39,920.43 | .00 |
| Liab, Protect, Settle | 891,247.23 | 12.81 | (50,000.00) | 841,260.04 | 741,260.04 | 100,000.00 |
| Totals | 11,892,798.05 | 4,761,350.07 | (4,462,761.36) | 12,191,386.76 | 9,501,826.71 | 2,689,560.05 |

| Fund | Amount | Instrument | Rate | Maturity | Term/Months |
|-------------------------|------------|------------|------|------------|-------------|
| EDUCATION FUND | 300,000.00 | CD-Busey | 0.10 | 01/22/2015 | 6.0 |
| EDUCATION FUND | 300,000.00 | CD-HPB | 0.20 | 07/21/2015 | 6.0 |
| EDUCATION FUND | 250,000.00 | CD-SOY | 0.20 | 01/30/2016 | 12.0 |
| O/M RESTR-GENERAL | 218,289.52 | CD-HPB | 0.25 | 07/20/2015 | 12.0 |
| RESTR-EQUIP REPLACEMENT | 300,000.00 | CD-HPB | 0.25 | 08/10/0015 | 12.0 |
| RESTR-EQUIP REPLACEMENT | 200,000.00 | CD-HPB | 0.10 | 05/01/2015 | 3.0 |
| RESTR-PARTNER'S IN ED | 16,549.23 | CD-PNC | 0.10 | 07/30/2015 | 6.0 |
| WORKING CASH FUND | 301,854.49 | CD-HPB | 0.05 | 08/06/2015 | 3.0 |
| WORKING CASH FUND | 117,625.42 | CD-Regns | 0.01 | 08/29/2015 | 7.0 |
| WORKING CASH FUND | 350,000.00 | CD-HPB | 0.25 | 11/22/2015 | 12.0 |
| WORKING CASH FUND | 110,000.00 | CD-HPB | 0.25 | 03/23/2016 | 12.0 |
| WORKING CASH FUND | 120,795.99 | CD-Regns | 0.05 | 04/21/2016 | 13.0 |
| LPS FUND | 100,000.00 | CD-Busey | 0.10 | 09/27/2015 | 6.0 |

Richland Community College
 Revenue Summary-Education Fund
 For the month of July
 1516

| ----- | Actual Rev 07/31/14 | Actual Rev 06/30/15 | % | Budget 1516 | Actual Rev 07/31/15 | % |
|--------------------------|------------------------|------------------------|-------|----------------|------------------------|-------|
| ----- | ----- | ----- | ----- | ----- | ----- | ----- |
| Fund: 01 Education Fund | | | | | | |
| Local Government Sources | | | | | | |
| ----- | | | | | | |
| Current Taxes | 3,066,443.91 | 6,048,995.25 | 50.7 | 6,090,859.00 | 789,890.57 | 13.0 |
| Chargeback | 5,700.45 | 14,658.30 | 38.9 | 6,000.00 | .00 | .0 |
| Interest on Taxes | 1.08 | 769.28 | .1 | 1,000.00 | .01 | .0 |
| ----- | | | | | | |
| Local Government Sources | 3,072,145.44 | 6,064,422.83 | 50.7 | 6,097,859.00 | 789,890.58 | 13.0 |
| State Government Sources | | | | | | |
| ----- | | | | | | |
| ICCB Credit Hour Grants | .00 | 1,777,516.28 | .0 | 1,779,435.00 | .00 | .0 |
| ICCB Equalization Grant | .00 | 75,345.00 | .0 | 50,000.00 | .00 | .0 |
| ICCB CTE Formula Grant | .00 | 174,932.88 | .0 | 167,847.00 | .00 | .0 |
| Replacement Taxes | 73,050.55 | 459,888.33 | 15.9 | 429,250.00 | 75,972.86 | 17.7 |
| ----- | | | | | | |
| State Government Sources | 73,050.55 | 2,487,682.49 | 2.9 | 2,426,532.00 | 75,972.86 | 3.1 |
| Student Tuition & Fees | | | | | | |
| ----- | | | | | | |
| Tuition-Credit | 2,890,589.86 | 5,227,089.07 | 55.3 | 5,573,606.00 | 2,879,674.54 | 51.7 |
| Fees | 382,904.00 | 769,492.06 | 49.8 | 866,954.00 | 441,466.91 | 50.9 |
| ----- | | | | | | |
| Student Tuition & Fees | 3,273,493.86 | 5,996,581.13 | 54.6 | 6,440,560.00 | 3,321,141.45 | 51.6 |
| Other Revenue/Sources | | | | | | |
| ----- | | | | | | |
| Investment Revenue | 8.23 | 1,583.08 | .5 | 2,000.00 | 52.72 | 2.6 |
| Other Revenue | 5,374.50 | 346,300.62 | 1.5 | 348,462.00 | 812.27 | .2 |
| Transfer In | .00 | 10,257.75 | .0 | 3,000.00 | .00 | .0 |
| ----- | | | | | | |
| Other Revenue/Sources | 5,382.73 | 358,141.45 | 1.5 | 353,462.00 | 864.99 | .2 |
| ----- | | | | | | |
| Total Revenue | 6,424,072.58 | 14,906,827.90 | 43.1 | 15,318,413.00 | 4,187,869.88 | 27.3 |
| ===== | | | | | | |

Richland Community College
Revenue Summary-Operations & Maint
For the month of July
1516

| ----- | Actual Rev 07/31/14 | Actual Rev 06/30/15 | % | Budget 1516 | Actual Rev 07/31/15 | % | ----- |
|--|------------------------|------------------------|-------|----------------|------------------------|-------|-------|
| Fund: 02 Operations & Maint | | | | | | | |
| Local Government Sources | | | | | | | |
| ----- | | | | | | | |
| Current Taxes | 446,660.38 | 879,221.39 | 50.8 | 885,589.00 | 114,934.79 | 13.0 | |
| Interest on Taxes | .15 | 109.81 | .1 | 500.00 | .00 | .0 | |
| | ----- | ----- | ----- | ----- | ----- | ----- | |
| Local Government Sources | 446,660.53 | 879,331.20 | 50.8 | 886,089.00 | 114,934.79 | 13.0 | |
| State Government Sources | | | | | | | |
| ----- | | | | | | | |
| ICCB Credit Hour Grants | .00 | 169,256.72 | .0 | 156,912.00 | .00 | .0 | |
| | ----- | ----- | ----- | ----- | ----- | ----- | |
| State Government Sources | .00 | 169,256.72 | .0 | 156,912.00 | .00 | .0 | |
| Student Tuition & Fees | | | | | | | |
| ----- | | | | | | | |
| Tuition-Credit | 283,460.67 | 513,503.96 | 55.2 | 545,364.00 | 280,704.96 | 51.5 | |
| | ----- | ----- | ----- | ----- | ----- | ----- | |
| Student Tuition & Fees | 283,460.67 | 513,503.96 | 55.2 | 545,364.00 | 280,704.96 | 51.5 | |
| Other Revenue/Sources | | | | | | | |
| ----- | | | | | | | |
| Other Revenue | 16,101.39 | 359,870.68 | 4.5 | 354,120.00 | 4,264.70 | 1.2 | |
| | ----- | ----- | ----- | ----- | ----- | ----- | |
| Other Revenue/Sources | 16,101.39 | 359,870.68 | 4.5 | 354,120.00 | 4,264.70 | 1.2 | |
| | ----- | ----- | ----- | ----- | ----- | ----- | |
| Total Revenue | 746,222.59 | 1,921,962.56 | 38.8 | 1,942,485.00 | 399,904.45 | 20.6 | |
| | ===== | ===== | ===== | ===== | ===== | ===== | |

Richland Community College
Revenue Summary-Operating Funds
For the month of July
1516

| ----- | Actual Rev 07/31/14 | Actual Rev 06/30/15 | % | Budget 1516 | Actual Rev 07/31/15 | % | ----- |
|-----------------------------------|------------------------|------------------------|------|----------------|------------------------|------|-------|
| Total Operating Funds | | | | | | | |
| Local Government Sources | | | | | | | |
| ----- | | | | | | | |
| Current Taxes | 3,513,104.29 | 6,928,216.64 | 50.7 | 6,976,448.00 | 904,825.36 | 13.0 | |
| Chargeback | 5,700.45 | 14,658.30 | 38.9 | 6,000.00 | .00 | .0 | |
| Interest on Taxes | 1.23 | 879.09 | .1 | 1,500.00 | .01 | .0 | |
| | ----- | | | | | | |
| Local Government Sources | 3,518,805.97 | 6,943,754.03 | 50.7 | 6,983,948.00 | 904,825.37 | 13.0 | |
| State Government Sources | | | | | | | |
| ----- | | | | | | | |
| ICCB Credit Hour Grants | .00 | 1,946,773.00 | .0 | 1,936,347.00 | .00 | .0 | |
| ICCB Equalization Grant | .00 | 75,345.00 | .0 | 50,000.00 | .00 | .0 | |
| ICCB CTE Formula Grant | .00 | 174,932.88 | .0 | 167,847.00 | .00 | .0 | |
| Replacement Taxes | 73,050.55 | 459,888.33 | 2.7 | 429,250.00 | 75,972.86 | 17.7 | |
| | ----- | | | | | | |
| State Government Sources | 73,050.55 | 2,656,939.21 | 2.7 | 2,583,444.00 | 75,972.86 | 2.9 | |
| Student Tuition & Fees | | | | | | | |
| ----- | | | | | | | |
| Tuition-Credit | 3,174,050.53 | 5,740,593.03 | 55.3 | 6,118,970.00 | 3,160,379.50 | 51.6 | |
| Fees | 382,904.00 | 769,492.06 | 49.8 | 866,954.00 | 441,466.91 | 50.9 | |
| | ----- | | | | | | |
| Student Tuition & Fees | 3,556,954.53 | 6,510,085.09 | 54.6 | 6,985,924.00 | 3,601,846.41 | 51.6 | |
| Other Revenue/Sources | | | | | | | |
| ----- | | | | | | | |
| Investment Revenue | 8.23 | 1,583.08 | .5 | 2,000.00 | 52.72 | 2.6 | |
| Other Revenue | 16,596.19 | 480,960.90 | 3.5 | 483,126.00 | 812.27 | .2 | |
| Transfer In | .00 | 10,257.75 | .0 | 3,000.00 | .00 | .0 | |
| | ----- | | | | | | |
| Other Revenue/Sources | 16,604.42 | 492,801.73 | 3.4 | 488,126.00 | 864.99 | .2 | |
| ----- | | | | | | | |
| Total Revenue | 7,165,415.47 | 16,603,580.06 | 43.2 | 17,041,442.00 | 4,583,509.63 | 26.9 | |
| | ===== | | | | | | |

Richland Community College
Revenue Summary-Other Funds
For the month of July
1516

| | Actual Rev 07/31/14 | Actual Rev 06/30/15 | % | Budget 1516 | Actual Rev 07/31/15 | % |
|---|------------------------|------------------------|-------------|---------------------|------------------------|-------------|
| Fund: 03 Oper & Maint Restricted | | | | | | |
| Interest on Investments | .00 | 442.54 | .0 | .00 | .00 | .0 |
| Int on Cash/IL Funds Acc | 469.92 | 1,467.11 | 32.0 | .00 | 54.73 | .0 |
| Gifts/Donations | .00 | 1,492,771.31 | .0 | .00 | .00 | .0 |
| Transfer In | .00 | 140,201.00 | .0 | .00 | .00 | .0 |
| Revenue-Misc/OtherSource | .00 | 31,998.11 | .0 | .00 | .00 | .0 |
| Total Revenue/Sources | 469.92 | 1,666,880.07 | .0 | .00 | 54.73 | .0 |
| Fund: 04 Bond & Interest Fund | | | | | | |
| Current Taxes | 1,236,110.98 | 2,435,644.39 | 50.8 | 2,409,953.16 | 312,541.28 | 13.0 |
| Interest on Taxes | .46 | 312.57 | .1 | 500.00 | .00 | .0 |
| Int on Cash/IL Funds Acc | 32.37 | 137.58 | 23.5 | 300.00 | 16.73 | 5.6 |
| FundBalanceAppropriation | .00 | .00 | .0 | 12,334.84 | .00 | .0 |
| Total Revenue/Sources | 1,236,143.81 | 2,436,094.54 | 50.7 | 2,423,088.00 | 312,558.01 | 12.9 |
| Fund: 05 Auxiliary Enterprises | | | | | | |
| CPED Credit Revenue | 39,768.00 | 408,443.50 | 9.7 | 367,500.00 | 50,842.00 | 13.8 |
| NonCredit Revenue | 29,499.80 | 129,525.07 | 22.8 | 239,818.00 | 37,609.50 | 15.7 |
| ContractNoncreditRevenue | 2,905.75 | 52,346.17 | 5.6 | 38,731.00 | 1,512.00 | 3.9 |
| ICCB Credit Hour Grants | 3,263.88 | .00 | .0 | 82,356.00 | .00 | .0 |
| Fitness Tuition | 5,166.00 | 18,396.00 | 28.1 | 40,000.00 | 5,226.00 | 13.1 |
| Fitness Membership Fees | 1,900.00 | 17,610.00 | 10.8 | 15,000.00 | 1,380.00 | 9.2 |
| Clubs and Organizations | 7,756.91 | 237,873.83 | 3.3 | 293,500.00 | 7,207.01 | 2.5 |
| Int on Cash/IL Funds Acc | 1.86 | 35.58 | 5.2 | .00 | .93 | .0 |
| Shilling Community Cntr | 1,230.00 | 37,326.00 | 3.3 | 52,815.00 | 4,602.50 | 8.7 |
| Child Care Revenue | 4,603.00 | 93,973.85 | 4.9 | 95,000.00 | 8,028.00 | 8.5 |
| CCRS Paid Revenue | 1,507.45 | 37,144.10 | 4.1 | 38,500.00 | 317.64 | .8 |
| Child Care Transfer Rev | .00 | 74,242.95 | .0 | .00 | .00 | .0 |
| Copy Center Fees | 6,302.69 | 39,933.98 | 15.8 | 36,000.00 | 3,241.05 | 9.0 |
| Gifts/Donations | .00 | 17,083.00 | .0 | .00 | .00 | .0 |
| Transfer In | .00 | 65,850.51 | .0 | 150,000.00 | .00 | .0 |
| Revenue-Contractual | 810.00 | 4,172.50 | 19.4 | 1,500.00 | 1,192.00 | 79.5 |
| Revenue-Misc/OtherSource | 85.90 | 11,260.21 | .8 | 4,550.00 | 843.33 | 18.5 |
| Total Revenue/Sources | 104,801.24 | 1,245,217.25 | 8.4 | 1,455,270.00 | 122,001.96 | 8.4 |

Richland Community College
Revenue Summary-Other Funds
For the month of July
1516

| ----- | Actual Rev 07/31/14 | Actual Rev 06/30/15 | % | Budget 1516 | Actual Rev 07/31/15 | % | ----- |
|---|------------------------|------------------------|------------|---------------------|------------------------|------------|-------|
| Fund: 06 Restricted Purposes Fd | | | | | | | |
| Financial Aid | 124,074.82 | 7,950,471.46 | 1.6 | 7,421,364.00 | 4,777.53 | .1 | |
| Interest on Investments | .00 | 656.58 | .0 | .00 | .00 | .0 | |
| Int on Cash/IL Funds Acc | 1.80 | 190.59 | .9 | .00 | .07 | .0 | |
| 8th Grade Career-PIE | .00 | 3,524.67 | .0 | .00 | .00 | .0 | |
| College Fair Revenue-PIE | .00 | 11,396.60 | .0 | .00 | .00 | .0 | |
| PartnersSaluteRevenuePIE | .00 | 5,735.00 | .0 | .00 | .00 | .0 | |
| YouthLeadershipRev-PIE | .00 | 4,795.00 | .0 | .00 | 3,100.00 | .0 | |
| Career On Wheels PIE | .00 | 379.78 | .0 | .00 | .00 | .0 | |
| Grants Revenue | 54,161.64 | 1,576,110.86 | 3.4 | 186,363.00 | 18,494.00 | 9.9 | |
| Gifts/Donations | 20,000.00 | 62,584.92 | 32.0 | 22,780.00 | 150.00 | .7 | |
| Contributions-PIE | 10,025.00 | 15,110.00 | 66.3 | .00 | .00 | .0 | |
| Transfer In | .00 | 233,826.78 | .0 | .00 | .00 | .0 | |
| FundBalanceAppropriation | 9,034.81 | 3,171.92 | 284.8 | .00 | .00 | .0 | |
| Revenue-Contractual | .00 | 503,346.49 | .0 | .00 | .00 | .0 | |
| Revenue-Misc/OtherSource | .00 | 33,182.02 | .0 | .00 | 25.00 | .0 | |
| Total Revenue/Sources | 217,298.07 | 10,404,482.67 | 2.1 | 7,630,507.00 | 26,546.60 | .3 | |
| ===== | | | | | | | |
| Fund: 07 Working Cash Fund | | | | | | | |
| Interest on Corp Cash | 147.88 | 2,467.75 | 6.0 | 3,000.00 | 72.45 | 2.4 | |
| Total Revenue/Sources | 147.88 | 2,467.75 | 6.0 | 3,000.00 | 72.45 | 2.4 | |
| ===== | | | | | | | |
| Fund: 10 Trust & Agency Fund | | | | | | | |
| Club Revenue | .00 | 24,094.88 | .0 | 25,000.00 | .00 | .0 | |
| Int on Cash/IL Funds Acc | 2.40 | 21.79 | 11.0 | .00 | .48 | .0 | |
| Transfer In | .00 | 1,600.00 | .0 | .00 | .00 | .0 | |
| Contributions | .00 | 55,500.00 | .0 | 50,500.00 | .00 | .0 | |
| Total Revenue/Sources | 2.40 | 81,216.67 | .0 | 75,500.00 | .48 | .0 | |
| ===== | | | | | | | |

Richland Community College
Revenue Summary-Other Funds
For the month of July
1516

| ----- | Actual Rev 07/31/14 | Actual Rev 06/30/15 | % | Budget 1516 | Actual Rev 07/31/15 | % | ----- |
|-------------------------------------|------------------------|------------------------|-------------|---------------------|------------------------|-------------|-------|
| Fund: 11 Audit Fund | | | | | | | |
| Current Taxes | 34,256.70 | 68,358.77 | 50.1 | 71,719.00 | 9,309.53 | 13.0 | |
| Interest on Taxes | .01 | 4.32 | .2 | 15.00 | .00 | .0 | |
| Int on Cash/IL Funds Acc | .98 | 5.77 | 17.0 | 15.00 | .68 | 4.5 | |
| | ----- | | | | | | |
| Total Revenue/Sources | 34,257.69 | 68,368.86 | 50.1 | 71,749.00 | 9,310.21 | 13.0 | |
| | ===== | | | | | | |
| Fund: 12 Liab,Protect,Settle | | | | | | | |
| Current Taxes | 688,474.39 | 1,355,702.09 | 50.8 | 1,452,251.00 | 188,344.19 | 13.0 | |
| Interest on Taxes | .24 | 175.78 | .1 | 200.00 | .00 | .0 | |
| Insurance-StudentFees | 7,160.00 | 15,304.00 | 46.8 | 18,000.00 | 8,704.00 | 48.4 | |
| Interest on Investments | .00 | 26.03 | .0 | 150.00 | .00 | .0 | |
| Int on Cash/IL Funds Acc | 11.59 | 159.26 | 7.3 | 200.00 | 12.81 | 6.4 | |
| | ----- | | | | | | |
| Total Revenue/Sources | 695,646.22 | 1,371,367.16 | 50.7 | 1,470,801.00 | 197,061.00 | 13.4 | |
| | ===== | | | | | | |

Richland Community College
Expenditure Summary by Major Function
For the month of July
8% of Fiscal Year 1516

| | Budget 1516 | ** Actual Expended ** 07/31/2015 | % | Encumbered | *** Unencumbered Amount | *** % |
|--|----------------------|-------------------------------------|--------------|-------------------|----------------------------|---------------|
| Fund: Education Fund | | | | | | |
| Office of Stu and Acad | 87,505.00 | 2,565.32 | 2.93 | .00 | 84,939.68 | 97.07 |
| Business and Technology | 2,215,458.00 | 218,990.19 | 9.88 | 28,050.43 | 1,968,417.38 | 88.85 |
| Comm, Ed, Hum and Fine A | 1,756,355.00 | 160,289.81 | 9.13 | 1,091.00 | 1,594,974.19 | 90.81 |
| Math and Sciences | 2,124,847.00 | 206,012.81 | 9.70 | 396.00 | 1,918,438.19 | 90.29 |
| Health Professions | 1,926,819.00 | 204,698.07 | 10.62 | 6,393.06 | 1,715,727.87 | 89.04 |
| Enrollment Services | 1,601,996.00 | 132,580.28 | 8.28 | .00 | 1,469,415.72 | 91.72 |
| Academic Support-LRC | 428,630.00 | 44,156.67 | 10.30 | 5,097.86 | 379,375.47 | 88.51 |
| Retention Services | 163,323.00 | 13,255.86 | 8.12 | 27.60 | 150,039.54 | 91.87 |
| Technical Services Supp | 385,509.00 | 108,303.90 | 28.09 | 17,334.70 | 259,870.40 | 67.41 |
| Institutional Support | 3,594,462.00 | 425,463.88 | 11.84 | 78,046.89 | 3,090,951.23 | 85.99 |
| Scholarship and Waivers | 425,000.00 | 198,887.50 | 46.80 | .00 | 226,112.50 | 53.20 |
| Clubs | 42,509.00 | 3,792.82 | 8.92 | .00 | 38,716.18 | 91.08 |
| Transfer Out | 566,000.00 | .00 | .00 | .00 | 566,000.00 | 100.00 |
| Total Education Fund | 15,318,413.00 | 1,718,997.11 | 11.22 | 136,437.54 | 13,462,978.35 | 87.89 |
| Fund: Operations & Maint | | | | | | |
| Maintenance | 1,955,909.00 | 125,867.70 | 6.44 | 637,587.91 | 1,192,453.39 | 60.97 |
| Total Operations & Maint | 1,955,909.00 | 125,867.70 | 6.44 | 637,587.91 | 1,192,453.39 | 60.97 |
| Fund: Oper & Maint Restricted | | | | | | |
| Protection,Health,Safety | .00 | .00 | .00 | .00 | .00 | .00 |
| Maintenance | .00 | .00 | .00 | .00 | .00 | .00 |
| Liability Protection | .00 | .00 | .00 | .00 | .00 | .00 |
| Total Oper & Maint Restricted | .00 | .00 | .00 | .00 | .00 | .00 |
| Fund: Bond & Interest Fund | | | | | | |
| Bond and Interest | 2,423,088.00 | .00 | .00 | .00 | 2,423,088.00 | 100.00 |
| Total Bond & Interest Fund | 2,423,088.00 | .00 | .00 | .00 | 2,423,088.00 | 100.00 |
| Fund: Auxiliary Enterprises | | | | | | |
| Instructional Programs | 587,033.00 | 57,760.54 | 9.84 | 3,521.20 | 525,751.26 | 89.56 |
| Auxiliary Services | 640,146.00 | 41,981.15 | 6.56 | 15,799.03 | 582,365.82 | 90.97 |
| Business/Community Educa | 157,091.00 | 14,316.77 | 9.11 | .00 | 142,774.23 | 90.89 |
| Institutional Support | 71,000.00 | .00 | .00 | 49,699.60 | 21,300.40 | 30.00 |
| Total Auxiliary Enterprises | 1,455,270.00 | 114,058.46 | 7.84 | 69,019.83 | 1,272,191.71 | 87.42 |

Richland Community College
Expenditure Summary by Major Function
For the month of July
8% of Fiscal Year 1516

| | Budget 1516 | ** Actual Expended 07/31/2015 | ** % | Encumbered | *** Unencumbered Amount | *** % |
|--------------------------------------|---------------------|----------------------------------|--------------|-------------------|----------------------------|---------------|
| | ----- | ----- | ----- | ----- | ----- | ----- |
| Fund: Restricted Purposes Fd | | | | | | |
| Grants | 209,143.00 | 235,135.26 | 112.43 | 29,588.97 | -55,581.23 | -26.58 |
| Financial Aid | 7,421,364.00 | 43,508.34 | .59 | .00 | 7,377,855.66 | 99.41 |
| | ----- | ----- | ----- | ----- | ----- | ----- |
| Total Restricted Purposes Fd | 7,630,507.00 | 278,643.60 | 3.65 | 29,588.97 | 7,322,274.43 | 95.96 |
| Fund: Working Cash Fund | | | | | | |
| Transfer Out | 3,000.00 | .00 | .00 | .00 | 3,000.00 | 100.00 |
| | ----- | ----- | ----- | ----- | ----- | ----- |
| Total Working Cash Fund | 3,000.00 | .00 | .00 | .00 | 3,000.00 | 100.00 |
| Fund: Trust & Agency Fund | | | | | | |
| Clubs | 75,500.00 | 9,913.91 | 13.13 | 870.00 | 64,716.09 | 85.72 |
| | ----- | ----- | ----- | ----- | ----- | ----- |
| Total Trust & Agency Fund | 75,500.00 | 9,913.91 | 13.13 | 870.00 | 64,716.09 | 85.72 |
| Fund: Audit Fund | | | | | | |
| Institutional Support | 15,378.00 | 1,308.52 | 8.51 | .00 | 14,069.48 | 91.49 |
| Audit | 45,800.00 | 17,000.00 | 37.12 | 28,800.00 | .00 | .00 |
| Contingency | 10,571.00 | .00 | .00 | .00 | 10,571.00 | 100.00 |
| | ----- | ----- | ----- | ----- | ----- | ----- |
| Total Audit Fund | 71,749.00 | 18,308.52 | 25.52 | 28,800.00 | 24,640.48 | 34.34 |
| Fund: Liab,Protect,Settle | | | | | | |
| Liability Protection | 1,325,433.00 | 109,139.35 | 8.23 | 306,950.87 | 909,342.78 | 68.61 |
| Contingency | 145,368.00 | .00 | .00 | .00 | 145,368.00 | 100.00 |
| | ----- | ----- | ----- | ----- | ----- | ----- |
| Total Liab,Protect,Settle | 1,470,801.00 | 109,139.35 | 7.42 | 306,950.87 | 1,054,710.78 | 71.71 |

Richland Community College
Expenditure Summary-Operating Funds
For the month of July
8% of Fiscal Year 1516

| | Actual Exp 07/31/14 | ** Actual Expense ** 06/30/15 | % | Budget 1516 | *** Actual Expense ** 07/31/15 | % | Encumbered | *** Unencumbered *** | % |
|-------------------------------------|------------------------|----------------------------------|-------------|----------------------|-----------------------------------|-------------|-------------------|----------------------|-------------|
| Fund: Education Fund | | | | | | | | | |
| Salaries | 1,020,904.45 | 10,959,620.97 | 9.3 | 10,913,629.00 | 1,041,011.94 | 9.5 | .00 | 9,872,617.06 | 90.5 |
| Employee Benefits | 155,724.35 | 2,065,914.17 | 7.5 | 1,931,754.00 | 160,692.86 | 8.3 | .00 | 1,771,061.14 | 91.7 |
| Contractual Services | 139,858.98 | 262,191.98 | 53.3 | 313,007.00 | 154,960.27 | 49.5 | 1,621.97 | 156,424.76 | 50.0 |
| Commodities | 180,561.94 | 727,348.79 | 24.8 | 827,383.00 | 158,170.21 | 19.1 | 77,143.97 | 592,068.82 | 71.6 |
| Travel | 20,723.80 | 119,176.71 | 17.4 | 121,197.00 | 1,333.42 | 1.1 | 17,950.41 | 101,913.17 | 84.1 |
| Fixed Charges | 7,749.89 | 110,886.18 | 7.0 | 102,800.00 | 3,285.11 | 3.2 | 39,721.19 | 59,793.70 | .6 |
| Capital Outlay | .00 | 10,577.00 | .0 | .00 | .00 | .0 | .00 | .00 | .0 |
| Other | 48,818.10 | 858,913.99 | 5.7 | 542,643.00 | 199,543.30 | 36.8 | .00 | 343,099.70 | 63.2 |
| Transfer Out | .00 | 257,972.23 | .0 | 566,000.00 | .00 | .0 | .00 | 566,000.00 | 100.0 |
| Contingency | .00 | .00 | .0 | .00 | .00 | .0 | .00 | .00 | .0 |
| Total Expenditures | 1,574,341.51 | 15,372,602.02 | 10.2 | 15,318,413.00 | 1,718,997.11 | 11.2 | 136,437.54 | 13,462,978.35 | 87.9 |
| Fund: Operations & Maint | | | | | | | | | |
| Salaries | 44,752.53 | 400,798.88 | 11.2 | 417,227.00 | 34,165.14 | 8.2 | .00 | 383,061.86 | 91.8 |
| Employee Benefits | 12,535.57 | 115,212.88 | 10.9 | 102,604.00 | 9,490.43 | 9.2 | .00 | 93,113.57 | 90.8 |
| Contractual Services | 11,375.47 | 452,255.02 | 2.5 | 526,770.00 | 33,527.06 | 6.4 | 381,825.93 | 111,417.01 | 21.2 |
| Commodities | 4,483.65 | 100,275.88 | 4.5 | 157,050.00 | 8,356.51 | 5.3 | 38,539.20 | 110,154.29 | 70.1 |
| Travel | 294.08 | 680.22 | 43.2 | 1,100.00 | .00 | .0 | .00 | 1,100.00 | 100.0 |
| Fixed Charges | 25,949.35 | 688,487.88 | 3.8 | 712,219.00 | 40,328.56 | 5.7 | 213,787.78 | 458,102.66 | .6 |
| Capital Outlay | .00 | .00 | .0 | 38,939.00 | .00 | .0 | 3,435.00 | 35,504.00 | 91.2 |
| Contingency | .00 | .00 | .0 | .00 | .00 | .0 | .00 | .00 | .0 |
| Total Expenditures | 99,390.65 | 1,757,710.76 | 5.7 | 1,955,909.00 | 125,867.70 | 6.4 | 637,587.91 | 1,192,453.39 | 61.0 |
| Total Operating Funds | | | | | | | | | |
| Salaries | 1,065,656.98 | 11,360,419.85 | 9.4 | 11,330,856.00 | 1,075,177.08 | 9.5 | .00 | 10,255,678.92 | 90.5 |
| Employee Benefits | 168,259.92 | 2,181,127.05 | 7.7 | 2,034,358.00 | 170,183.29 | 8.4 | .00 | 1,864,174.71 | 91.6 |
| Contractual Services | 151,234.45 | 714,447.00 | 21.2 | 839,777.00 | 188,487.33 | 22.4 | 383,447.90 | 267,841.77 | 31.9 |
| Commodities | 185,045.59 | 827,624.67 | 22.4 | 984,433.00 | 166,526.72 | 16.9 | 115,683.17 | 702,223.11 | 71.3 |
| Travel | 21,017.88 | 119,856.93 | 17.5 | 122,297.00 | 1,333.42 | 1.1 | 17,950.41 | 103,013.17 | 84.2 |
| Fixed Charges | 33,699.24 | 799,374.06 | 4.2 | 815,019.00 | 43,613.67 | 5.4 | 253,508.97 | 517,896.36 | 63.5 |
| Capital Outlay | .00 | 10,577.00 | .0 | 38,939.00 | .00 | .0 | 3,435.00 | 35,504.00 | 91.2 |
| Other | 48,818.10 | 858,913.99 | 5.7 | 542,643.00 | 199,543.30 | 36.8 | .00 | 343,099.70 | 63.2 |
| Transfer Out | .00 | 257,972.23 | .0 | 566,000.00 | .00 | .0 | .00 | 566,000.00 | 100.0 |
| Total Expenditures | 1,673,732.16 | 17,130,312.78 | 9.8 | 17,274,322.00 | 1,844,864.81 | 10.7 | 774,025.45 | 14,655,431.74 | 84.8 |

Auxiliary Enterprises Fund
 Instructional Programs
 Statement of Revenue and Expense
 Cash Basis
 JULY 1516

| | Actual | Budget |
|---------------------------------------|-----------|------------|
| Continuing and Professional Education | | |
| ----- | | |
| Revenues: | | |
| Fitness Center | 6,606.00 | 55,000.00 |
| 6001 CDL | 41,655.00 | 204,560.00 |
| 6002 Computer & Technology | 4,155.00 | 20,347.00 |
| 6003 Dance | 4,629.50 | 49,100.00 |
| 6004 Hobby & Leisure | 7,620.00 | 93,300.00 |
| 6007 Safety-Industrial | 8,907.00 | 294,817.00 |
| 6008 Shilling Rentals | 4,602.50 | 52,815.00 |
| 6010 DOC-CPR/First Aid | 0.00 | 15,000.00 |
| 6013 Culinary Arts | 5,932.00 | 10,000.00 |
| 6027 Manufacturing Camp | 15,000.00 | 0.00 |
| | ----- | ----- |
| Total Revenues | 99,107.00 | 794,939.00 |
| | ----- | ----- |
| Expenses: | | |
| Fitness Center | 4,704.71 | 63,690.00 |
| 6000 CPED Admin Expenses | 14,316.77 | 157,091.00 |
| 6001 CDL | 13,465.26 | 158,278.00 |
| 6002 Computer & Technology | 1,819.55 | 15,633.00 |
| 6003 Dance | 3,520.22 | 48,742.00 |
| 6004 Hobby & Leisure | 7,367.10 | 88,930.00 |
| 6007 Safety-Industrial | 10,590.48 | 199,467.00 |
| 6008 Shilling Rentals | 1,546.61 | 19,353.00 |
| 6010 DOC-CPR/First Aid | 410.18 | 3,823.00 |
| 6013 Culinary Arts | 3,432.77 | 8,880.00 |
| 6027 Manufacturing Camp | 13,174.69 | 0.00 |
| | ----- | ----- |
| Total Expenses | 74,348.34 | 763,887.00 |
| | ----- | ----- |
| Net Income (Loss) | 24,758.66 | 31,052.00 |
| | ===== | ===== |

Note: Credit Hour Reimbursement Revenue included above

0.00

Auxiliary Enterprises Fund
 Outdoor Events
 Statement of Revenue and Expense
 Cash Basis
 JULY 1516

| | Actual | Budget |
|--------------------------|--------------------|--------------------|
| Revenues: | | |
| 6014 Dance Productions | 0.00 | 32,000.00 |
| 6019 Outdoor Events | 400.00 | 3,500.00 |
| 6021 Concert | 0.00 | 75,000.00 |
| 6024 Dog Show | 0.00 | 7,000.00 |
| 6030 Misc Events | 0.00 | 10,000.00 |
| | ----- | ----- |
| Total Revenues | 400.00 | 127,500.00 |
| | ----- | ----- |
| Expenses: | | |
| 6014 Dance Productions | 567.44 | 22,357.00 |
| 6019 Outdoor Events | 7,547.87 | 115,266.00 |
| 6020 Farm Progress Show | 0.00 | 2,500.00 |
| 6021 Concert | 4,733.76 | 67,200.00 |
| 6024 Dog Show | 0.00 | 1,200.00 |
| 6030 Misc Events | 0.00 | 4,350.00 |
| | ----- | ----- |
| Total Expenses | 12,849.07 | 212,873.00 |
| | ----- | ----- |
| Net Income (Loss) | (12,449.07) | (85,373.00) |
| | ===== | ===== |

Auxiliary Enterprises Fund
 Workforce Development
 Statement of Revenue and Expense
 Cash Basis
 JULY 1516

| | Actual | Budget |
|---------------------------|-------------------|-------------------|
| Revenues: | | |
| 6009 Traffic Safety | 2,065.00 | 43,331.00 |
| 8907 Culinary Restaurant | 5,464.61 | 50,000.00 |
| 8908 Coffee Shop | 861.87 | 57,500.00 |
| 8915 Misc Culinary Events | 0.00 | 3,000.00 |
| | ----- | ----- |
| Total Revenues | 8,391.48 | 153,831.00 |
| | ----- | ----- |
| Expenses: | | |
| 6009 Traffic Safety | 2,433.68 | 43,927.00 |
| 8907 Culinary Restaurant | 6,862.40 | 48,500.00 |
| 8908 Coffee Shop | 1,079.28 | 57,500.00 |
| 8915 Misc Culinary Events | 0.00 | 3,000.00 |
| | ----- | ----- |
| Total Expenses | 10,375.36 | 152,927.00 |
| | ----- | ----- |
| Net Income (Loss) | (1,983.88) | 904.00 |
| | ===== | ===== |

Richland Community College
 Restricted Purposes Fund-Grants
 JULY 1516

| | Grant Period | Budget | * Actual Expense | % * | Encumbered | ** Unencumbered | % ** |
|-------------------------------------|--|--------|------------------|-------|------------|-----------------|-------|
| Federally Funded Grants | | | | | | | |
| ----- | | | | | | | |
| 11117 | ADM Sequestration Grant 07/01/2010 - 06/30/2015 | 0.00 | 5,441.17 | 0.00 | 0.00 | -5,441.17 | 0.00 |
| 11695 | DCP-Strategic Prevention 07/01/2015 - 06/30/2016 | 0.00 | 5,477.51 | 0.00 | 0.00 | -5,477.51 | 0.00 |
| 11580 | TRIO Grant 09/01/2014 - 08/30/2015 | 0.00 | 21,260.87 | 0.00 | 3,068.43 | -24,329.30 | 0.00 |
| 11316 | TrainingAssist/CareerTrg 10/01/2012 - 09/30/2016 | 0.00 | 2,470.00 | 0.00 | 4,825.00 | -7,295.00 | 0.00 |
| | | ----- | ----- | ----- | ----- | ----- | ----- |
| Total | | 0.00 | 34,649.55 | 0.00 | 13,843.43 | -48,492.98 | 0.00 |
| State Funded Grants | | | | | | | |
| ----- | | | | | | | |
| 11660 | Adult Ed Public Assist 07/01/2015 - 06/30/2016 | 0.00 | 876.71 | 0.00 | 0.00 | - 876.71 | 0.00 |
| 11672 | Adult Ed State Basic 07/01/2015 - 06/30/2016 | 0.00 | 1,929.72 | 0.00 | 0.00 | -1,929.72 | 0.00 |
| 11540 | Decatur DOC 10/01/2014 - 09/30/2015 | 0.00 | 19,347.48 | 0.00 | 0.00 | -19,347.48 | 0.00 |
| 11618 | Hwy Construct Career Grt 07/01/2015 - 06/30/2016 | 0.00 | 1,629.51 | 0.00 | 0.00 | -1,629.51 | 0.00 |
| 11541 | Lincoln DOC 10/01/2014 - 09/30/2015 | 0.00 | 15,685.60 | 0.00 | 0.00 | -15,685.60 | 0.00 |
| 11542 | Logan DOC 10/01/2014 - 09/30/2015 | 0.00 | 27,353.25 | 0.00 | 829.50 | -28,182.75 | 0.00 |
| 11664 | SOS Literacy Grant 07/01/2015 - 06/30/2016 | 0.00 | 12,815.31 | 0.00 | 0.00 | -12,815.31 | 0.00 |
| 11566 | Workplace Skills Enhance 07/01/2014 - 08/15/2015 | 0.00 | 2,883.09 | 0.00 | 141.85 | -3,024.94 | 0.00 |
| | | ----- | ----- | ----- | ----- | ----- | ----- |
| Total | | 0.00 | 82,520.67 | 0.00 | 1,603.85 | -84,124.52 | 0.00 |
| Locally Funded Grants | | | | | | | |
| ----- | | | | | | | |
| 11322 | AACC Plus 50 Grant 04/01/2013 - | 0.00 | 1,547.06 | 0.00 | 0.00 | -1,547.06 | 0.00 |
| 11373 | Literacy Grant-EdCo 03/01/2013 - | 0.00 | 371.24 | 0.00 | 0.00 | - 371.24 | 0.00 |
| | | ----- | ----- | ----- | ----- | ----- | ----- |
| Total | | 0.00 | 1,918.30 | 0.00 | 0.00 | -1,918.30 | 0.00 |
| Cash/RCC Restricted Programs | | | | | | | |
| ----- | | | | | | | |
| 9098 | Partners in Education - | 0.00 | 6,944.69 | 0.00 | 121.64 | -7,066.33 | 0.00 |
| 11458 | Project READ 07/01/2013 - | 0.00 | 3,107.15 | 0.00 | 0.00 | -3,107.15 | 0.00 |
| | | ----- | ----- | ----- | ----- | ----- | ----- |
| Total | | 0.00 | 10,051.84 | 0.00 | 121.64 | -10,173.48 | 0.00 |

Richland Community College
 Restricted Purposes Fund-Grants
 JULY 1516

| | Grant Period | Budget | * Actual | Expense | % * | Encumbered | ** Unencumbered | % ** |
|------------------------------|-------------------------|-------------------------|------------|------------|--------|------------|-----------------|-------|
| RCC-Foundation Funded Grants | | | | | | | | |
| ----- | | | | | | | | |
| 11633 | Foundation Gifts to RCC | 07/01/2015 - 06/30/2016 | 22,780.00 | 947.32 | 4.16 | 5,314.00 | 16,518.68 | 72.51 |
| | | | ----- | ----- | ----- | ----- | ----- | ----- |
| Total | | | 22,780.00 | 947.32 | 4.16 | 5,314.00 | 16,518.68 | 72.51 |
| Fed Funded through State | | | | | | | | |
| ----- | | | | | | | | |
| 11612 | Carl Perkins - ICCB | 07/01/2015 - 06/30/2016 | 186,363.00 | 98,225.45 | 52.71 | 7,206.05 | 80,931.50 | 43.43 |
| 11632 | Federal Adult Ed Basic | 07/01/2015 - 06/30/2016 | 0.00 | 1,745.22 | 0.00 | 0.00 | -1,745.22 | 0.00 |
| | | | ----- | ----- | ----- | ----- | ----- | ----- |
| Total | | | 186,363.00 | 99,970.67 | 53.64 | 7,206.05 | 79,186.28 | 42.49 |
| Total Grants | | | 209,143.00 | 230,058.35 | 110.00 | 29,588.97 | 50,504.32 | 24.15 |

Richland Community College
ACCOUNT SUMMARY
JULY 1516

| Fund: Education Fund | Month | Full Year | Year to Date | | Pct | Variance |
|--------------------------------|------------|--------------|--------------|------------|------|--------------|
| Acct Description | Actual | Budget | Actual | Encumbered | | |
| 51100 Administrative Staff Sal | 157,185.14 | 1,896,229.00 | 157,185.14 | 0.00 | 8.3 | 1,739,043.86 |
| 51102 Administrative Staff-PT | 3,500.00 | 42,840.00 | 3,500.00 | 0.00 | 8.2 | 39,340.00 |
| 51200 Professional/Tech Salary | 59,333.50 | 691,520.00 | 59,333.50 | 0.00 | 8.6 | 632,186.50 |
| 51201 Professional/Tech-PT | 1,630.98 | 25,885.00 | 1,630.98 | 0.00 | 6.3 | 24,254.02 |
| 51202 Professional/Tech-PT | 6,498.52 | 28,500.00 | 6,498.52 | 0.00 | 22.8 | 22,001.48 |
| 51310 F/T Faculty Salary | 276,151.90 | 4,134,223.00 | 276,151.90 | 0.00 | 6.7 | 3,858,071.10 |
| 51315 F/T Faculty-Summer Sal | 256,506.20 | 339,875.00 | 256,506.20 | 0.00 | 75.5 | 83,368.80 |
| 51320 P/T Faculty Salary | 0.00 | 954,278.00 | 0.00 | 0.00 | .0 | 954,278.00 |
| 51325 P/T Faculty-Summer Sal | 73,290.59 | 109,632.00 | 73,290.59 | 0.00 | 66.9 | 36,341.41 |
| 51340 Overload Salary | 2,907.81 | 389,540.00 | 2,907.81 | 0.00 | .7 | 386,632.19 |
| 51345 Clinical Risk Stipends | 2,000.00 | 35,900.00 | 2,000.00 | 0.00 | 5.6 | 33,900.00 |
| 51350 Independent Study Salary | 2,535.00 | 4,250.00 | 2,535.00 | 0.00 | 59.6 | 1,715.00 |
| 51356 Subs Instructors Salary | 907.48 | 10,030.00 | 907.48 | 0.00 | 9.0 | 9,122.52 |
| 51360 LabFacilitators | 628.39 | 32,000.00 | 628.39 | 0.00 | 2.0 | 31,371.61 |
| 51362 Faculty Tutors Salary | 4,130.76 | 130,000.00 | 4,130.76 | 0.00 | 3.2 | 125,869.24 |
| 51400 Supervisory Staff Salary | 38,970.92 | 465,398.00 | 38,970.92 | 0.00 | 8.4 | 426,427.08 |
| 51500 Academic Support Salary | 14,615.74 | 175,389.00 | 14,615.74 | 0.00 | 8.3 | 160,773.26 |
| 51502 Academic Support-PT | 36,341.51 | 167,760.00 | 36,341.51 | 0.00 | 21.7 | 131,418.49 |
| 51610 F/T Classified Salary | 88,532.60 | 1,120,274.00 | 88,532.60 | 0.00 | 7.9 | 1,031,741.40 |
| 51620 P/T Classified Salary | 7,051.31 | 65,712.00 | 7,051.31 | 0.00 | 10.7 | 58,660.69 |
| 51630 Classified-Temporary | 852.63 | 1,000.00 | 852.63 | 0.00 | 85.3 | 147.37 |
| 51800 Student Workers Salary | 3,248.47 | 30,850.00 | 3,248.47 | 0.00 | 10.5 | 27,601.53 |
| 51906 Interpreter Salary | 1,944.35 | 25,000.00 | 1,944.35 | 0.00 | 7.8 | 23,055.65 |
| 51912 Test Proctor Salary | 211.50 | 7,100.00 | 211.50 | 0.00 | 3.0 | 6,888.50 |
| 51918 Overtime Wages | 109.81 | 4,400.00 | 109.81 | 0.00 | 2.5 | 4,290.19 |
| 51935 SURS Fringe Benefit | 1,926.83 | 26,044.00 | 1,926.83 | 0.00 | 7.4 | 24,117.17 |
| 52080 SURS-RetireeHealthContri | 3,883.43 | 47,442.00 | 3,883.43 | 0.00 | 8.2 | 43,558.57 |
| 52100 EmployeeBenefitsTotal | 0.00 | 4,000.00 | 0.00 | 0.00 | .0 | 4,000.00 |
| 52101 Group Medical Ins | 143,903.10 | 1,721,701.00 | 143,903.10 | 0.00 | 8.4 | 1,577,797.90 |
| 52102 Group Dental Ins | 4,966.91 | 68,404.00 | 4,966.91 | 0.00 | 7.3 | 63,437.09 |
| 52104 Group Life Ins | 2,479.67 | 34,828.00 | 2,479.67 | 0.00 | 7.1 | 32,348.33 |
| 52105 Group LTD Ins | 1,606.36 | 21,379.00 | 1,606.36 | 0.00 | 7.5 | 19,772.64 |
| 52106 Long-Term Care Ins | 3,853.39 | 4,000.00 | 3,853.39 | 0.00 | 96.3 | 146.61 |
| 52750 Staff/Family Waivers | 0.00 | 30,000.00 | 0.00 | 0.00 | .0 | 30,000.00 |
| 53200 Consultants/Workshops | 0.00 | 11,350.00 | 0.00 | 0.00 | .0 | 11,350.00 |
| 53205 Admin Computer-Maint | 148,509.00 | 193,089.00 | 148,509.00 | 0.00 | 76.9 | 44,580.00 |
| 53400 Equip Repair/Maint Agree | 1,872.49 | 27,358.00 | 1,872.49 | 250.00 | 7.8 | 25,235.51 |
| 53500 Legal Services-Admin | 0.00 | 36,000.00 | 0.00 | 0.00 | .0 | 36,000.00 |
| 53900 Contractual-Other | -825.42 | 26,850.00 | -825.42 | 450.67 | 1.4 | 27,224.75 |
| 53938 Tuition | 0.00 | 3,000.00 | 0.00 | 0.00 | .0 | 3,000.00 |
| 53955 Faculty Development | 0.00 | 710.00 | 0.00 | 203.30 | 28.6 | 506.70 |
| 53974 Resource Persons | 0.00 | 200.00 | 0.00 | 0.00 | .0 | 200.00 |
| 53975 Professional Fees | 5,376.25 | 8,000.00 | 5,376.25 | 0.00 | 67.2 | 2,623.75 |
| 53985 Accreditation Fees | 0.00 | 3,450.00 | 0.00 | 0.00 | .0 | 3,450.00 |
| 53993 Employee Recognition EAT | 0.00 | 1,600.00 | 0.00 | 718.00 | 44.9 | 882.00 |
| 53995 Meals | 27.95 | 700.00 | 27.95 | 0.00 | 4.0 | 672.05 |
| 53998 Student Awards | 0.00 | 700.00 | 0.00 | 0.00 | .0 | 700.00 |
| 54101 Office Supplies | 2,334.11 | 24,172.00 | 2,334.11 | 0.00 | 9.7 | 21,837.89 |
| 54102 Instructional Supplies | 5,669.30 | 145,433.00 | 5,669.30 | 24,203.68 | 20.5 | 115,560.02 |
| 54200 Printing | 1,139.17 | 34,273.00 | 1,139.17 | 18,000.00 | 55.8 | 15,133.83 |
| 54205 Credit Schedules | 0.00 | 11,000.00 | 0.00 | 0.00 | .0 | 11,000.00 |

Richland Community College

ACCOUNT SUMMARY

JULY 1516

| Fund: Education Fund | Month | Full Year | Year to Date | | Pct | Variance |
|--------------------------------|--------------|---------------|--------------|------------|------|---------------|
| Acct Description | Actual | Budget | Actual | Encumbered | | |
| 54210 Catalog Printing | 0.00 | 6,100.00 | 0.00 | 0.00 | .0 | 6,100.00 |
| 54400 Materials | 11,065.71 | 74,458.00 | 11,065.71 | 4,151.66 | 20.4 | 59,240.63 |
| 54401 Audio Visual Materials | 3,821.65 | 7,700.00 | 3,821.65 | 745.00 | 59.3 | 3,133.35 |
| 54402 Postage | 31.61 | 33,319.00 | 31.61 | 0.00 | .1 | 33,287.39 |
| 54408 Computer Software | 84,871.67 | 148,404.00 | 84,871.67 | 17,315.71 | 68.9 | 46,216.62 |
| 54413 Transcripts | 13,000.00 | 25,000.00 | 13,000.00 | 0.00 | 52.0 | 12,000.00 |
| 54515 Reference Materials | 0.00 | 1,700.00 | 0.00 | 0.00 | .0 | 1,700.00 |
| 54520 Books-Library Collection | 0.00 | 12,500.00 | 0.00 | 4,000.00 | 32.0 | 8,500.00 |
| 54600 Publications & Dues | 35,211.51 | 130,388.00 | 35,211.51 | 5,215.95 | 31.0 | 89,960.54 |
| 54700 Advertising | 1,000.00 | 162,950.00 | 1,000.00 | 3,353.50 | 2.7 | 158,596.50 |
| 54705 Specialities | 0.00 | 2,300.00 | 0.00 | 83.95 | 3.7 | 2,216.05 |
| 54710 WYSE Activities | 0.00 | 900.00 | 0.00 | 0.00 | .0 | 900.00 |
| 54905 Graphic Supplies | 0.00 | 6,220.00 | 0.00 | 0.00 | .0 | 6,220.00 |
| 54908 Laundry/Linen Supplies | 25.48 | 566.00 | 25.48 | 74.52 | 17.7 | 466.00 |
| 55100 Meeting Expense | 192.71 | 21,718.00 | 192.71 | 0.00 | .9 | 21,525.29 |
| 55150 Registration Fees | 0.00 | 23,528.00 | 0.00 | 5,102.00 | 21.7 | 18,426.00 |
| 55200 Travel-In State | 0.00 | 26,989.00 | 0.00 | 27.60 | .1 | 26,961.40 |
| 55204 Travel-In State Mileage | 1,140.71 | 7,952.00 | 1,140.71 | 3,169.69 | 54.2 | 3,641.60 |
| 55300 Travel-Out of State | 0.00 | 40,010.00 | 0.00 | 9,651.12 | 24.1 | 30,358.88 |
| 55400 Recruitment | 0.00 | 1,000.00 | 0.00 | 0.00 | .0 | 1,000.00 |
| 56200 Equipment Rental | 739.13 | 45,000.00 | 739.13 | 39,001.19 | 88.3 | 5,259.68 |
| 56800 Bank Card Fees | 792.28 | 20,000.00 | 792.28 | 0.00 | 4.0 | 19,207.72 |
| 56810 Collection Co Charges | 59.33 | 10,000.00 | 59.33 | 0.00 | .6 | 9,940.67 |
| 56815 Graduation Expense | 0.00 | 16,200.00 | 0.00 | 0.00 | .0 | 16,200.00 |
| 57500 Telephone | 50.02 | 600.00 | 50.02 | 0.00 | 8.3 | 549.98 |
| 57700 Telecommunications | 1,644.35 | 11,000.00 | 1,644.35 | 720.00 | 21.5 | 8,635.65 |
| 59040 Write-Offs | 2,642.50 | 25,000.00 | 2,642.50 | 0.00 | 10.6 | 22,357.50 |
| 59300 Chargeback Expense | 0.00 | 30,000.00 | 0.00 | 0.00 | .0 | 30,000.00 |
| 59405 Tuition Waiver | 196,245.00 | 240,000.00 | 196,245.00 | 0.00 | 81.8 | 43,755.00 |
| 59415 Illinois Veterans Grants | 0.00 | 100,000.00 | 0.00 | 0.00 | .0 | 100,000.00 |
| 59416 Unfunded ING/MIA/POW | 0.00 | 30,000.00 | 0.00 | 0.00 | .0 | 30,000.00 |
| 59901 Contributions | 0.00 | 104,500.00 | 0.00 | 0.00 | .0 | 104,500.00 |
| 59965 Bank Service Charges | 655.80 | 7,500.00 | 655.80 | 0.00 | 8.7 | 6,844.20 |
| 59999 Expense-Other | 0.00 | 5,643.00 | 0.00 | 0.00 | .0 | 5,643.00 |
| 71000 Transfer Out | 1,718,997.11 | 14,752,413.00 | 1,718,997.11 | 136,437.54 | 12.6 | 12,896,978.35 |
| | 0.00 | 566,000.00 | 0.00 | 0.00 | 0.0 | 566,000.00 |
| 01 Education Fund | 1,718,997.11 | 15,318,413.00 | 1,718,997.11 | 136,437.54 | 12.1 | 13,462,978.35 |

Richland Community College

ACCOUNT SUMMARY

JULY 1516

| Fund: Operations & Maint | Month | Full Year | Year to Date | | Pct | Variance |
|--------------------------------|------------|--------------|--------------|------------|-------|--------------|
| Acct Description | Actual | Budget | Actual | Encumbered | | |
| 51100 Administrative Staff Sal | 5,666.00 | 67,992.00 | 5,666.00 | 0.00 | 8.3 | 62,326.00 |
| 51200 Professional/Tech Salary | 2,234.18 | 26,810.00 | 2,234.18 | 0.00 | 8.3 | 24,575.82 |
| 51400 Supervisory Staff Salary | 9,764.30 | 117,172.00 | 9,764.30 | 0.00 | 8.3 | 107,407.70 |
| 51610 F/T Classified Salary | 2,183.48 | 26,202.00 | 2,183.48 | 0.00 | 8.3 | 24,018.52 |
| 51700 Custodial,Maint Stf Sal | 13,865.07 | 168,551.00 | 13,865.07 | 0.00 | 8.2 | 154,685.93 |
| 51800 Student Workers Salary | 0.00 | 3,500.00 | 0.00 | 0.00 | .0 | 3,500.00 |
| 51918 Overtime Wages | 452.11 | 7,000.00 | 452.11 | 0.00 | 6.5 | 6,547.89 |
| 52080 SURS-RetireeHealthContri | 170.78 | 2,034.00 | 170.78 | 0.00 | 8.4 | 1,863.22 |
| 52101 Group Medical Ins | 8,773.72 | 94,079.00 | 8,773.72 | 0.00 | 9.3 | 85,305.28 |
| 52102 Group Dental Ins | 322.92 | 3,814.00 | 322.92 | 0.00 | 8.5 | 3,491.08 |
| 52104 Group Life Ins | 138.30 | 1,660.00 | 138.30 | 0.00 | 8.3 | 1,521.70 |
| 52105 Group LTD Ins | 84.71 | 1,017.00 | 84.71 | 0.00 | 8.3 | 932.29 |
| 53300 Architectural Services | 0.00 | 1,550.00 | 0.00 | 0.00 | .0 | 1,550.00 |
| 53400 Equip Repair/Maint Agree | 5,837.39 | 82,000.00 | 5,837.39 | 16,534.61 | 27.3 | 59,628.00 |
| 53405 Telephone Maint Agree | 0.00 | 11,000.00 | 0.00 | 7,328.04 | 66.6 | 3,671.96 |
| 53410 Custodial Services | 30,714.57 | 369,880.00 | 30,714.57 | 337,841.43 | 99.6 | 1,324.00 |
| 53415 Security | 572.15 | 9,890.00 | 572.15 | 9,317.85 | 100.0 | 0.00 |
| 53420 Building Repair/Maint | 0.00 | 7,000.00 | 0.00 | 0.00 | .0 | 7,000.00 |
| 53900 Contractual-Other | -4,407.05 | 21,750.00 | -4,407.05 | 1,554.00 | 13.1 | 24,603.05 |
| 53910 Pest Control | 810.00 | 13,200.00 | 810.00 | 9,250.00 | 76.2 | 3,140.00 |
| 53915 Snow/Grounds | 0.00 | 10,500.00 | 0.00 | 0.00 | .0 | 10,500.00 |
| 54101 Office Supplies | 169.06 | 600.00 | 169.06 | 0.00 | 28.2 | 430.94 |
| 54104 Maintenance Supplies | 519.11 | 112,900.00 | 519.11 | 30,910.28 | 27.8 | 81,470.61 |
| 54105 Vehicle Expense | 3,053.07 | 18,000.00 | 3,053.07 | 5,075.29 | 45.2 | 9,871.64 |
| 54107 Wind Turbine Maintenance | 4,407.05 | 16,000.00 | 4,407.05 | 0.00 | 27.5 | 11,592.95 |
| 54200 Printing | 10.02 | 850.00 | 10.02 | 0.00 | 1.2 | 839.98 |
| 54400 Materials | 0.00 | 400.00 | 0.00 | 183.98 | 46.0 | 216.02 |
| 54402 Postage | 17.85 | 450.00 | 17.85 | 0.00 | 4.0 | 432.15 |
| 54600 Publications & Dues | 50.00 | 1,550.00 | 50.00 | 0.00 | 3.2 | 1,500.00 |
| 54700 Advertising | 0.00 | 300.00 | 0.00 | 0.00 | .0 | 300.00 |
| 54910 Uniforms | 130.35 | 6,000.00 | 130.35 | 2,369.65 | 41.7 | 3,500.00 |
| 55100 Meeting Expense | 0.00 | 100.00 | 0.00 | 0.00 | .0 | 100.00 |
| 55150 Registration Fees | 0.00 | 250.00 | 0.00 | 0.00 | .0 | 250.00 |
| 55200 Travel-In State | 0.00 | 250.00 | 0.00 | 0.00 | .0 | 250.00 |
| 55300 Travel-Out of State | 0.00 | 500.00 | 0.00 | 0.00 | .0 | 500.00 |
| 56100 Facility Rental | 12,449.25 | 131,355.00 | 12,449.25 | 120,441.75 | 101.2 | -1,536.00 |
| 56200 Equipment Rental | 0.00 | 2,800.00 | 0.00 | 0.00 | .0 | 2,800.00 |
| 56600 Install Pymt Lease/Purch | 6,664.91 | 79,764.00 | 6,664.91 | 73,314.01 | 100.3 | -214.92 |
| 56750 Property Taxes | 16,086.54 | 8,900.00 | 16,086.54 | 0.00 | 180.7 | -7,186.54 |
| 57150 Propane | 0.00 | 7,500.00 | 0.00 | 0.00 | .0 | 7,500.00 |
| 57300 Electricity and Nat Gas | 2,511.69 | 384,800.00 | 2,511.69 | 0.00 | .7 | 382,288.31 |
| 57400 Water,Sewage | 0.00 | 29,300.00 | 0.00 | 0.00 | .0 | 29,300.00 |
| 57500 Telephone | 1,345.19 | 44,300.00 | 1,345.19 | 4,471.00 | 13.1 | 38,483.81 |
| 57600 Refuse Disposal | 1,270.98 | 20,500.00 | 1,270.98 | 15,561.02 | 82.1 | 3,668.00 |
| 57700 Telecommunications | 0.00 | 3,000.00 | 0.00 | 0.00 | .0 | 3,000.00 |
| 58400 Building Improvements | 0.00 | 35,489.00 | 0.00 | 0.00 | .0 | 35,489.00 |
| 58700 Equipment-Service | 0.00 | 3,450.00 | 0.00 | 3,435.00 | 99.6 | 15.00 |
| | 125,867.70 | 1,955,909.00 | 125,867.70 | 637,587.91 | 39.0 | 1,192,453.39 |
| 71000 Transfer Out | 0.00 | 0.00 | 0.00 | 0.00 | 0.0 | 0.00 |

Richland Community College

ACCOUNT SUMMARY

JULY 1516

| Fund: Operations & Maint | Month | Full Year | Year to Date | | Pct | Variance |
|--------------------------|------------|--------------|--------------|------------|------|--------------|
| Acct Description | Actual | Budget | Actual | Encumbered | | |
| 02 Operations & Maint | 125,867.70 | 1,955,909.00 | 125,867.70 | 637,587.91 | 39.0 | 1,192,453.39 |

Richland Community College
Expenditure Summary by Cost Center
For the month of July
8% of Fiscal Year 1516

| | Budget 1516 | ** Actual Expended ** 07/31/2015 | % | Encumbered | *** Unencumbered *** | **** % |
|--------------------------------------|---------------------|-------------------------------------|-------------|------------------|----------------------|--------------|
| Fund: Education Fund | | | | | | |
| Costs for Office of Stu and Acad | | | | | | |
| GED-AB & ASE | 30,310.00 | 245.32 | .81 | .00 | 30,064.68 | 99.19 |
| DOC General Studies | 46,900.00 | 2,320.00 | 4.95 | .00 | 44,580.00 | 95.05 |
| Honors Program | 3,540.00 | .00 | .00 | .00 | 3,540.00 | 100.00 |
| Online Learning | 136,286.00 | 11,571.75 | 8.49 | 203.30 | 124,510.95 | 91.36 |
| Diversity | 6,755.00 | .00 | .00 | .00 | 6,755.00 | 100.00 |
| Total Office of Stu and Acad | 223,791.00 | 14,137.07 | 6.32 | 203.30 | 209,450.63 | 93.59 |
| Costs for Business and Technology | | | | | | |
| Business/TechnologyDean | 137,806.00 | 12,286.86 | 8.92 | .00 | 125,519.14 | 91.08 |
| Accounting/Business | 274,024.00 | 29,424.02 | 10.74 | .00 | 244,599.98 | 89.26 |
| Culinary Arts | 228,262.00 | 17,526.66 | 7.68 | 7,508.91 | 203,226.43 | 89.03 |
| Information Tech-OccTech | 230,271.00 | 18,729.00 | 8.13 | 312.00 | 211,230.00 | 91.73 |
| Office Tech-Bus Occ | 129,814.00 | 22,195.01 | 17.10 | .00 | 107,618.99 | 82.90 |
| Automotive-Tech Occ | 117,356.00 | 7,961.65 | 6.78 | 2,040.00 | 107,354.35 | 91.48 |
| Collision Repair Tech | 92,607.00 | 12,133.36 | 13.10 | 2,500.00 | 77,973.64 | 84.20 |
| Drafting/DesignEngineer | 70,059.00 | 5,991.70 | 8.55 | .00 | 64,067.30 | 91.45 |
| Diesel Med/Hvy Trk Tech | 86,049.00 | 7,707.47 | 8.96 | 3,429.08 | 74,912.45 | 87.06 |
| Heating,Vent,AC-Tech Occ | 99,198.00 | 6,983.54 | 7.04 | .00 | 92,214.46 | 92.96 |
| Engineering Technology | 392,017.00 | 40,877.35 | 10.43 | 250.00 | 350,889.65 | 89.51 |
| Welding-Technical Occ | 202,100.00 | 27,401.23 | 13.56 | 6,903.08 | 167,795.69 | 83.03 |
| Health Information Tech | 155,895.00 | 9,772.34 | 6.27 | 2,422.12 | 143,700.54 | 92.18 |
| Total Business and Technology | 2,215,458.00 | 218,990.19 | 9.88 | 25,365.19 | 1,971,102.62 | 88.97 |
| Costs for Comm, Ed, Hum and Fine A | | | | | | |
| Humanities - Dean | 162,777.00 | 12,481.60 | 7.67 | 1,091.00 | 149,204.40 | 91.66 |
| Art-Baccalaureate | 143,422.00 | 11,061.98 | 7.71 | .00 | 132,360.02 | 92.29 |
| Erlanson Art Gallery | 7,800.00 | 179.34 | 2.30 | .00 | 7,620.66 | 97.70 |
| African Amer Stu-Baccal | 44,564.00 | 9,195.10 | 20.63 | .00 | 35,368.90 | 79.37 |
| Engl/Human/Journal-Bacca | 920,487.00 | 92,955.49 | 10.10 | .00 | 827,531.51 | 89.90 |
| Foreign Lang-Baccal | 75,221.00 | 4,237.23 | 5.63 | .00 | 70,983.77 | 94.37 |
| Music-Baccalaureate | 23,374.00 | 1,699.20 | 7.27 | .00 | 21,674.80 | 92.73 |
| Dance-Baccalaureate | 513.00 | .00 | .00 | .00 | 513.00 | 100.00 |
| Philosophy-Baccalaureate | 125,548.00 | 12,378.25 | 9.86 | .00 | 113,169.75 | 90.14 |
| Speech/Forensic/Drama | 127,754.00 | 13,043.42 | 10.21 | .00 | 114,710.58 | 89.79 |
| EarlyChildhoodEduc-AAS | 86,442.00 | 1,183.66 | 1.37 | .00 | 85,258.34 | 98.63 |
| Education-Baccalaureate | 38,453.00 | 1,874.54 | 4.87 | .00 | 36,578.46 | 95.13 |
| Total Comm, Ed, Hum and Fine | 1,756,355.00 | 160,289.81 | 9.13 | 1,091.00 | 1,594,974.19 | 90.81 |
| Costs for Math and Sciences | | | | | | |
| Engineering-Baccal | 25,958.00 | 1,982.03 | 7.64 | .00 | 23,975.97 | 92.36 |
| Math-Baccalaureate | 566,782.00 | 49,058.66 | 8.66 | .00 | 517,723.34 | 91.34 |
| Phys Sci/Physic-Baccal | 67,962.00 | 7,451.29 | 10.96 | .00 | 60,510.71 | 89.04 |
| Biology-Baccalaureate | 424,354.00 | 47,949.19 | 11.30 | .00 | 376,404.81 | 88.70 |
| General Science | 22,031.00 | .00 | .00 | .00 | 22,031.00 | 100.00 |

Richland Community College
Expenditure Summary by Cost Center
For the month of July
8% of Fiscal Year 1516

| | Budget 1516 | ** Actual Expended ** 07/31/2015 | % | Encumbered | *** Unencumbered *** | **** % |
|---------------------------------------|---------------------|-------------------------------------|--------------|-----------------|----------------------|--------------|
| Chemistry-Baccalaureate | 123,174.00 | 10,743.98 | 8.72 | .00 | 112,430.02 | 91.28 |
| Earth Science-Baccal | 15,586.00 | .00 | .00 | .00 | 15,586.00 | 100.00 |
| Economics-Baccalaureate | 71,757.00 | 4,739.82 | 6.61 | .00 | 67,017.18 | 93.39 |
| Fire Science-Tech Occ | 64,492.00 | 2,608.12 | 4.04 | .00 | 61,883.88 | 95.96 |
| Health Ed/Rec-Baccal | 5,670.00 | .00 | .00 | .00 | 5,670.00 | 100.00 |
| History-Baccalaureate | 191,402.00 | 29,630.19 | 15.48 | .00 | 161,771.81 | 84.52 |
| CriminalJustice-Tech Occ | 34,080.00 | 3,234.32 | 9.49 | .00 | 30,845.68 | 90.51 |
| Political Sci-Baccal | 26,087.00 | 1,660.55 | 6.37 | .00 | 24,426.45 | 93.63 |
| Psychology-Baccalaureate | 221,463.00 | 22,025.26 | 9.95 | .00 | 199,437.74 | 90.05 |
| Sociology-Baccalaureate | 121,834.00 | 12,054.53 | 9.89 | .00 | 109,779.47 | 90.11 |
| Math/Science Dean | 142,215.00 | 12,874.87 | 9.05 | .00 | 129,340.13 | 90.95 |
| Total Math and Sciences | 2,124,847.00 | 206,012.81 | 9.70 | .00 | 1,918,834.19 | 90.30 |
| Costs for Health Professions | | | | | | |
| HealthProfessions Dean | 221,454.00 | 18,049.47 | 8.15 | .00 | 203,404.53 | 91.85 |
| Allied Health | 200,165.00 | 42,208.86 | 21.09 | 333.12 | 157,623.02 | 78.75 |
| Human Simulator | 81,854.00 | 8,180.93 | 9.99 | 344.00 | 73,329.07 | 89.59 |
| Radiology Tech-Hlth Occ | 215,575.00 | 32,861.99 | 15.24 | 3,515.94 | 179,197.07 | 83.13 |
| Surgical Tech-Health Occ | 243,851.00 | 30,862.89 | 12.66 | 200.00 | 212,788.11 | 87.26 |
| Nursing LPN -Health Occ | 133,093.00 | 10,390.90 | 7.81 | .00 | 122,702.10 | 92.19 |
| AAS Nursing -Health Occ | 830,827.00 | 62,143.03 | 7.48 | 2,000.00 | 766,683.97 | 92.28 |
| Total Health Professions | 1,926,819.00 | 204,698.07 | 10.62 | 6,393.06 | 1,715,727.87 | 89.04 |
| Costs for Enrollment Services | | | | | | |
| Admission and Recruitmen | 289,658.00 | 20,815.03 | 7.19 | .00 | 268,842.97 | 92.81 |
| Academic Success | 361,870.00 | 22,636.84 | 6.26 | .00 | 339,233.16 | 93.74 |
| Math Enrichment Center | 95,925.00 | 754.27 | .79 | .00 | 95,170.73 | 99.21 |
| Advising and Records | 278,472.00 | 35,191.63 | 12.64 | .00 | 243,280.37 | 87.36 |
| Counseling Services | 197,520.00 | 18,489.89 | 9.36 | .00 | 179,030.11 | 90.64 |
| Career Services | 5,700.00 | 2,565.51 | 45.01 | .00 | 3,134.49 | 54.99 |
| Student Support | 48,581.00 | 4,346.56 | 8.95 | .00 | 44,234.44 | 91.05 |
| Fin Aid & Vet Affairs | 324,270.00 | 27,780.55 | 8.57 | .00 | 296,489.45 | 91.43 |
| Total Enrollment Services | 1,601,996.00 | 132,580.28 | 8.28 | .00 | 1,469,415.72 | 91.72 |
| Costs for Academic Support-LRC | | | | | | |
| LRC Audio Visual | 11,500.00 | 4,006.60 | 34.84 | 191.56 | 7,301.84 | 63.49 |
| LRC | 280,844.00 | 28,578.32 | 10.18 | 4,703.00 | 247,562.68 | 88.15 |
| Total Academic Support-LRC | 292,344.00 | 32,584.92 | 11.15 | 4,894.56 | 254,864.52 | 87.18 |
| Enrollment/RetentionSvcs | 163,323.00 | 13,255.86 | 8.12 | 27.60 | 150,039.54 | 91.87 |

Richland Community College
Expenditure Summary by Cost Center
For the month of July
8% of Fiscal Year 1516

| | Budget 1516 | ** Actual Expended ** 07/31/2015 | % | Encumbered | *** Unencumbered | **** % |
|-----------------------------------|----------------|-------------------------------------|-------|------------|------------------|-----------|
| ----- | | | | | | |
| Costs for Technical Services Supp | | | | | | |
| NetworkingSupport | 108,649.00 | 86,748.27 | 79.84 | .00 | 21,900.73 | 20.16 |
| Academic Lab Support | 42,664.00 | 1,026.68 | 2.41 | 17,334.70 | 24,302.62 | 56.96 |
| TechnicalServicesSupport | 234,196.00 | 20,528.95 | 8.77 | .00 | 213,667.05 | 91.23 |
| ----- | | | | | | |
| Total Technical Services Supp | 385,509.00 | 108,303.90 | 28.09 | 17,334.70 | 259,870.40 | 67.41 |
| ----- | | | | | | |
| Costs for Institutional Support | | | | | | |
| Fairview Park Plaza | 22,020.00 | 2,114.03 | 9.60 | .00 | 19,905.97 | 90.40 |
| Clinton Center | 51,581.00 | 2,049.75 | 3.97 | .00 | 49,531.25 | 96.03 |
| Administrative Info Syst | 438,280.00 | 169,098.27 | 38.58 | .00 | 269,181.73 | 61.42 |
| VP Economic Development | 151,687.00 | 12,474.42 | 8.22 | .00 | 139,212.58 | 91.78 |
| Board of Trustees | 58,555.00 | 7,872.10 | 13.44 | 4,626.00 | 46,056.90 | 78.66 |
| Presidents Office | 557,101.00 | 56,965.05 | 10.23 | 7,909.30 | 492,226.65 | 88.36 |
| Business Office | 344,948.00 | 28,601.14 | 8.29 | .00 | 316,346.86 | 91.71 |
| Vice Pres Fin & Admin | 184,431.00 | 16,079.76 | 8.72 | .00 | 168,351.24 | 91.28 |
| VP Academic Services | 308,808.00 | 25,235.20 | 8.17 | 746.95 | 282,825.85 | 91.59 |
| General Expenses | 270,923.00 | 10,876.35 | 4.01 | 13,532.00 | 246,514.65 | 90.99 |
| Copiers | 38,000.00 | 664.04 | 1.75 | 47,077.19 | -9,741.23 | -25.63 |
| Copy Center | 97,849.00 | 8,229.79 | 8.41 | .00 | 89,619.21 | 91.59 |
| Graphics | 114,911.00 | 8,609.67 | 7.49 | .00 | 106,301.33 | 92.51 |
| Marketing | 372,740.00 | 15,365.98 | 4.12 | .00 | 357,374.02 | 95.88 |
| Employee Relations | 2,100.00 | .00 | .00 | .00 | 2,100.00 | 100.00 |
| Human Resources | 198,707.00 | 19,740.36 | 9.93 | 272.00 | 178,694.64 | 89.93 |
| Institutl Effectiveness | 161,759.00 | 23,004.70 | 14.22 | .00 | 138,754.30 | 85.78 |
| Faculty/Staff Developmt | 1,600.00 | .00 | .00 | .00 | 1,600.00 | 100.00 |
| Foundation&Development | 218,462.00 | 18,483.27 | 8.46 | .00 | 199,978.73 | 91.54 |
| ----- | | | | | | |
| Total Institutional Support | 3,594,462.00 | 425,463.88 | 11.84 | 74,163.44 | 3,094,834.68 | 86.10 |
| ----- | | | | | | |
| Costs for Scholarship and Waivers | | | | | | |
| Waivers | 395,000.00 | 198,887.50 | 50.35 | .00 | 196,112.50 | 49.65 |
| Chargeback | 30,000.00 | .00 | .00 | .00 | 30,000.00 | 100.00 |
| ----- | | | | | | |
| Total Scholarship and Waivers | 425,000.00 | 198,887.50 | 46.80 | .00 | 226,112.50 | 53.20 |
| ----- | | | | | | |
| Student Life | 42,509.00 | 3,792.82 | 8.92 | .00 | 38,716.18 | 91.08 |
| ----- | | | | | | |
| Transfer Out | 566,000.00 | .00 | .00 | .00 | 566,000.00 | 100.00 |
| ----- | | | | | | |
| Total Education Fund | 15,318,413.00 | 1,718,997.11 | 11.22 | 129,472.85 | 13,469,943.04 | 87.93 |

Richland Community College
 Expenditure Summary by Cost Center
 For the month of July
 8% of Fiscal Year 1516

| | Budget 1516 | ** Actual Expended ** 07/31/2015 | % | Encumbered | *** Unencumbered *** | **** % |
|---------------------------------------|---------------------|-------------------------------------|-------------|-------------------|----------------------|---------------|
| Fund: Operations & Maint | | | | | | |
| Costs for Maintenance | | | | | | |
| Renovations / Remodeling | 35,489.00 | .00 | .00 | .00 | 35,489.00 | 100.00 |
| Maintenance | 423,658.00 | 24,325.14 | 5.74 | 45,954.54 | 353,378.32 | 83.41 |
| Custodial | 366,500.00 | 26,624.70 | 7.26 | 293,091.30 | 46,784.00 | 12.77 |
| Grounds | 39,284.00 | 3,228.09 | 8.22 | 23,924.01 | 12,131.90 | 30.88 |
| Security | 25,104.00 | 1,546.66 | 6.16 | 9,501.83 | 14,055.51 | 55.99 |
| College Vehicle | 18,000.00 | 3,053.07 | 16.96 | 5,075.29 | 9,871.64 | 54.84 |
| Utilities | 435,200.00 | 7,858.31 | 1.81 | 26,733.06 | 400,608.63 | 92.05 |
| Administration O & M | 241,759.00 | 20,682.65 | 8.56 | .00 | 221,076.35 | 91.44 |
| General O & M | 6,000.00 | 1,500.00 | 25.00 | 3,989.00 | 511.00 | 8.52 |
| Shilling Center - O/M | 8,000.00 | .00 | .00 | .00 | 8,000.00 | 100.00 |
| Clinton Center O&M | 96,205.00 | 22,642.48 | 23.54 | 79,883.76 | -6,321.24 | -6.57 |
| Fairview Plaza O&M | 72,850.00 | 6,034.53 | 8.28 | 59,685.12 | 7,130.35 | 9.79 |
| CSI Building O&M | 6,300.00 | .00 | .00 | 75.00 | 6,225.00 | 98.81 |
| Macon Co Soil & Water Bd | 68,080.00 | 5,191.05 | 7.62 | 54,340.00 | 8,548.95 | 12.56 |
| Sequestration Bldg O&M | 22,480.00 | 1,331.02 | 5.92 | 12,100.00 | 9,048.98 | 40.25 |
| Workforce Development Ct | 91,000.00 | 1,850.00 | 2.03 | 23,235.00 | 65,915.00 | 72.43 |
| Total Maintenance | 1,955,909.00 | 125,867.70 | 6.44 | 637,587.91 | 1,192,453.39 | 60.97 |
| Total Operations & Maint | 1,955,909.00 | 125,867.70 | 6.44 | 637,587.91 | 1,192,453.39 | 60.97 |
| Fund: Bond & Interest Fund | | | | | | |
| Costs for Bond and Interest | | | | | | |
| Bond & Interest | 2,423,088.00 | .00 | .00 | .00 | 2,423,088.00 | 100.00 |
| Total Bond & Interest Fund | 2,423,088.00 | .00 | .00 | .00 | 2,423,088.00 | 100.00 |

Richland Community College
Expenditure Summary by Cost Center
For the month of July
8% of Fiscal Year 1516

| | Budget 1516 | ** Actual Expended ** 07/31/2015 | % | Encumbered | *** Unencumbered *** | **** % |
|--------------------------------------|---------------------|-------------------------------------|-------------|------------------|----------------------|--------------|
| Fund: Auxiliary Enterprises | | | | | | |
| Costs for Auxiliary Services | | | | | | |
| Child Care Services | 205,958.00 | 15,985.69 | 7.76 | 6,281.50 | 183,690.81 | 89.19 |
| CulinaryRestaurant | 50,000.00 | 6,862.40 | 13.72 | .00 | 43,137.60 | 86.28 |
| Coffee House | 57,500.00 | 1,079.28 | 1.88 | 7,609.59 | 48,811.13 | 84.89 |
| Culinary Events | 3,000.00 | .00 | .00 | .00 | 3,000.00 | 100.00 |
| Garden Center Ag/Hort | 31,525.00 | 500.00 | 1.59 | 1,907.94 | 29,117.06 | 92.36 |
| Fitness Center | 63,690.00 | 4,704.71 | 7.39 | .00 | 58,985.29 | 92.61 |
| Theatre Productions | 15,600.00 | .00 | .00 | .00 | 15,600.00 | 100.00 |
| Outdoor Exposition SpcEv | 212,873.00 | 12,849.07 | 6.04 | .00 | 200,023.93 | 93.96 |
| Total Auxiliary Services | 640,146.00 | 41,981.15 | 6.56 | 15,799.03 | 582,365.82 | 90.97 |
| Costs for Business/Community Educa | | | | | | |
| Credit | 321,911.00 | 25,197.52 | 7.83 | 323.45 | 296,390.03 | 92.07 |
| NonCredit | 265,122.00 | 32,563.02 | 12.28 | 1,509.24 | 231,049.74 | 87.15 |
| Business&IndustryAdmin | 157,091.00 | 14,316.77 | 9.11 | .00 | 142,774.23 | 90.89 |
| Total Business/Community Educ | 744,124.00 | 72,077.31 | 9.69 | 1,832.69 | 670,214.00 | 90.07 |
| Costs for Institutional Support | | | | | | |
| Copy Center | 71,000.00 | .00 | .00 | 44,699.60 | 26,300.40 | 37.04 |
| Total Auxiliary Enterprises | 1,455,270.00 | 114,058.46 | 7.84 | 62,331.32 | 1,278,880.22 | 87.88 |

Richland Community College
Expenditure Summary by Cost Center
For the month of July
8% of Fiscal Year 1516

| | Budget 1516 | ** Actual Expended 07/31/2015 | ** % | Encumbered | *** Unencumbered | **** % |
|-------------------------------------|-------------------|----------------------------------|---------------|------------------|-------------------|---------------|
| Fund: Restricted Purposes Fd | | | | | | |
| Costs for Grants | | | | | | |
| CulinaryRestaurant | .00 | 388.55 | .00 | .00 | -388.55 | .00 |
| Coffee House | .00 | 985.82 | .00 | .00 | -985.82 | .00 |
| Instruction-Other | 12,075.00 | 972.26 | 8.05 | .00 | 11,102.74 | 91.95 |
| Student Activities | .00 | 14,333.25 | .00 | .00 | -14,333.25 | .00 |
| YouthLeadershipInstitute | .00 | 401.56 | .00 | .00 | -401.56 | .00 |
| College Fair | .00 | 50.32 | .00 | .00 | -50.32 | .00 |
| PIE Admin | .00 | 6,492.81 | .00 | 121.64 | -6,614.45 | .00 |
| Engineering Technology | 86,166.00 | 91,305.01 | 105.96 | 259.47 | -5,398.48 | -6.27 |
| Welding-Technical Occ | .00 | 2,470.00 | .00 | 4,825.00 | -7,295.00 | .00 |
| Hospitality Management | .00 | 5,192.37 | .00 | .00 | -5,192.37 | .00 |
| Humanities - Dean | .00 | 1,140.50 | .00 | .00 | -1,140.50 | .00 |
| Biology-Baccalaureate | .00 | 883.68 | .00 | .00 | -883.68 | .00 |
| Student Services Records | .00 | 3,585.91 | .00 | .00 | -3,585.91 | .00 |
| Fin Aid & Vet Affairs | .00 | 206.57 | .00 | .00 | -206.57 | .00 |
| Enrollment/RetentionSvcs | .00 | 474.38 | .00 | .00 | -474.38 | .00 |
| Online Learning | .00 | 618.75 | .00 | .00 | -618.75 | .00 |
| Academic Lab Support | 22,780.00 | .00 | .00 | 5,314.00 | 17,466.00 | 76.67 |
| Student Servs-Counseling | .00 | 11,284.41 | .00 | 51.00 | -11,335.41 | .00 |
| Commercial Custodial | .00 | 3,193.72 | .00 | .00 | -3,193.72 | .00 |
| Career Technologies | .00 | 13,202.59 | .00 | .00 | -13,202.59 | .00 |
| ConstructionOccup-DOC | .00 | 9,144.90 | .00 | 570.03 | -9,714.93 | .00 |
| CommunityService | .00 | 5,477.51 | .00 | 5,950.00 | -11,427.51 | .00 |
| Sequestration Proj | .00 | 5,441.17 | .00 | .00 | -5,441.17 | .00 |
| Business Office | 8,000.00 | 746.25 | 9.33 | .00 | 7,253.75 | 90.67 |
| Community Relations | .00 | 482.49 | .00 | .00 | -482.49 | .00 |
| General Expenses | .00 | 11,568.63 | .00 | .00 | -11,568.63 | .00 |
| Administration General | .00 | 15,165.11 | .00 | .00 | -15,165.11 | .00 |
| Faculty/Staff Developmt | 17,375.00 | 2,922.33 | 16.82 | 7,206.05 | 7,246.62 | 41.71 |
| Student Life | .00 | 146.55 | .00 | .00 | -146.55 | .00 |
| Grant-Administration | 20,416.00 | 16,412.61 | 80.39 | 2,231.50 | 1,771.89 | 8.68 |
| Grant-Non-Administration | 14,677.00 | 2,172.26 | 14.80 | .00 | 12,504.74 | 85.20 |
| Grants-Training | 15,077.00 | 3,922.38 | 26.02 | .00 | 11,154.62 | 73.98 |
| Grant-SupportServices | 12,577.00 | 1,302.85 | 10.36 | .00 | 11,274.15 | 89.64 |
| Family Literacy | .00 | 371.24 | .00 | .00 | -371.24 | .00 |
| Adult Literacy | .00 | 2,883.09 | .00 | 141.85 | -3,024.94 | .00 |
| Instruction | .00 | .00 | .00 | 2,918.43 | -2,918.43 | .00 |
| Total Grants | 209,143.00 | 235,341.83 | 112.53 | 29,588.97 | -55,787.80 | -26.67 |
| Costs for Financial Aid | | | | | | |
| Illinois Veterans Grant | 120,000.00 | .00 | .00 | .00 | 120,000.00 | 100.00 |
| Post 9/11 Veterans Grant | 110,000.00 | 15,865.40 | 14.42 | .00 | 94,134.60 | 85.58 |
| FoundationScholarships | 575,000.00 | -6,368.00 | -1.11 | .00 | 581,368.00 | 101.11 |
| Direct Loans | 1,500,000.00 | 21,259.00 | 1.42 | .00 | 1,478,741.00 | 98.58 |
| PELL | 4,300,000.00 | -13,040.60 | -.30 | .00 | 4,313,040.60 | 100.30 |
| Federal Work Study | 48,635.00 | 80.44 | .17 | .00 | 48,554.56 | 99.83 |
| SEOG | 40,729.00 | -123.35 | -.30 | .00 | 40,852.35 | 100.30 |

Richland Community College
 Expenditure Summary by Cost Center
 For the month of July
 8% of Fiscal Year 1516

| | Budget 1516 | ** Actual Expended ** 07/31/2015 | % | Encumbered | *** Unencumbered *** | **** % |
|-------------------------------------|---------------------|-------------------------------------|-------------|------------------|----------------------|--------------|
| MAP | 400,000.00 | .00 | .00 | .00 | 400,000.00 | 100.00 |
| Workforce Investment Sol | 300,000.00 | 25,628.88 | 8.54 | .00 | 274,371.12 | 91.46 |
| IL National Guard Grant | 27,000.00 | .00 | .00 | .00 | 27,000.00 | 100.00 |
| Total Financial Aid | 7,421,364.00 | 43,301.77 | .58 | .00 | 7,378,062.23 | 99.42 |
| Total Restricted Purposes Fd | 7,630,507.00 | 278,643.60 | 3.65 | 29,588.97 | 7,322,274.43 | 95.96 |

Richland Community College
 Expenditure Summary by Cost Center
 For the month of July
 8% of Fiscal Year 1516

| | Budget 1516 | ** Actual Expended 07/31/2015 | ** % | Encumbered | *** Unencumbered | **** % |
|---|---------------------|----------------------------------|--------------|-------------------|-------------------|---------------|
| Fund: Working Cash Fund | | | | | | |
| Transfer Out | 3,000.00 | .00 | .00 | .00 | 3,000.00 | 100.00 |
| Total Working Cash Fund | 3,000.00 | .00 | .00 | .00 | 3,000.00 | 100.00 |
| Fund: Trust & Agency Fund | | | | | | |
| Costs for Trust and Agency Club Expenses | 75,500.00 | 9,913.91 | 13.13 | 870.00 | 64,716.09 | 85.72 |
| Total Trust & Agency Fund | 75,500.00 | 9,913.91 | 13.13 | 870.00 | 64,716.09 | 85.72 |
| Fund: Audit Fund | | | | | | |
| Costs for Institutional Support | | | | | | |
| Business Office | 15,378.00 | 1,308.52 | 8.51 | .00 | 14,069.48 | 91.49 |
| Costs for Audit | | | | | | |
| Audit | 45,800.00 | 17,000.00 | 37.12 | 28,800.00 | .00 | .00 |
| Contingency | 10,571.00 | .00 | .00 | .00 | 10,571.00 | 100.00 |
| Total Audit Fund | 71,749.00 | 18,308.52 | 25.52 | 28,800.00 | 24,640.48 | 34.34 |
| Fund: Liab,Protect,Settle | | | | | | |
| Liab Protection & Settle | 1,325,433.00 | 109,139.35 | 8.23 | 306,950.87 | 909,342.78 | 68.61 |
| Total Liab,Protect,Settle | 1,325,433.00 | 109,139.35 | 8.23 | 306,950.87 | 909,342.78 | 68.61 |

Richland Community College
 Bills Presented for Ratification
 JULY 1516

| Vendor Name | Function | Object | Invoice Amount | Educational Fund | O & M Fund | Other Fund |
|----------------------------------|-----------------------|-----------------------|----------------|------------------|------------|------------|
| AACRAO | Advising and Records | Publications & Dues | 633.00 | 633.00 | | |
| ACCT | Board of Trustees | Publications & Dues | 3,054.00 | 3,054.00 | | |
| ADM Trucking | Credit | Equip Repair/Maint Ag | 4,093.87 | | | 4,093.87 |
| AFLAC | | AFLAC | 770.22 | 770.22 | | |
| AST Inc | Club Expenses | Publications & Dues | 405.00 | | | 405.00 |
| AT&T | NetworkingSupport | Telecommunications | 1,549.67 | 1,549.67 | | |
| AT&T | Utilities | Telephone | 470.53 | | 470.53 | |
| AT&T | CommunityService | Telephone | 88.32 | | | 88.32 |
| AT&T | Fairview Plaza O&M | Telephone | 90.03 | | 90.03 | |
| AT&T | Utilities | Telephone | 464.22 | | 464.22 | |
| AT&T | Fairview Plaza O&M | Telephone | 166.81 | | 166.81 | |
| AT&T | Utilities | Telephone | 148.42 | | 148.42 | |
| AT&T | NetworkingSupport | Telecommunications | 1,549.67 | 1,549.67 | | |
| AT&T | Utilities | Telephone | 2,473.96 | | 2,473.96 | |
| AT&T | Fairview Plaza O&M | Telephone | 172.12 | | 172.12 | |
| AT&T Long Distance | Utilities | Telephone | 268.12 | | 268.12 | |
| AT&T Long Distance | Utilities | Telephone | 190.07 | | 190.07 | |
| AcuPrint Inc dba AP Technology | Administrative Info S | Admin Computer-Maint | 795.00 | 795.00 | | |
| Advanced Disposal Services | Utilities | Refuse Disposal | 1,270.98 | | 1,270.98 | |
| Adwell, Jack P | | Other Receivables | 650.30 | | | 650.30 |
| Airweld Industrial Gases | Welding-Technical Occ | Equip Repair/Maint Ag | 401.70 | 401.70 | | |
| Airweld Industrial Gases | Welding-Technical Occ | Instructional Supplie | 210.53 | 210.53 | | |
| Airweld Industrial Gases | Welding-Technical Occ | Instructional Supplie | 237.14 | 237.14 | | |
| Altorfer Inc | Maintenance | Equip Repair/Maint Ag | 1,519.65 | | 1,519.65 | |
| AmerenIP | Utilities | Electricity and Nat G | 149.14 | | 149.14 | |
| AmerenIP | Clinton Center O&M | Electricity and Nat G | 215.52 | | 215.52 | |
| AmerenIP | Fairview Plaza O&M | Electricity and Nat G | 119.64 | | 119.64 | |
| AmerenIP | Utilities | Electricity and Nat G | 27.57 | | 27.57 | |
| AmerenIP | Sequestration Bldg O& | Electricity and Nat G | 231.02 | | 231.02 | |
| AmerenIP | Clinton Center O&M | Electricity and Nat G | 79.27 | | 79.27 | |
| AmerenIP | Utilities | Electricity and Nat G | 49.70 | | 49.70 | |
| AmerenIP | Macon Co Soil & Water | Electricity and Nat G | 183.87 | | 183.87 | |
| AmerenIP | Workforce Development | Electricity and Nat G | 4,737.15 | | 4,737.15 | |
| AmerenIP | Utilities | Electricity and Nat G | 87.33 | | 87.33 | |
| AmerenIP | Fairview Plaza O&M | Electricity and Nat G | 79.61 | | 79.61 | |
| AmerenIP | Utilities | Electricity and Nat G | 5,333.89 | | 5,333.89 | |
| AmerenIP | Utilities | Electricity and Nat G | 113.32 | | 113.32 | |
| AmerenIP | Macon Co Soil & Water | Electricity and Nat G | 80.10 | | 80.10 | |
| AmerenIP | Utilities | Electricity and Nat G | 396.17 | | 396.17 | |
| AmerenIP | Fairview Plaza O&M | Electricity and Nat G | 147.14 | | 147.14 | |
| American Express | | Credit Card Pmt Clear | 588.59 | 588.59 | | |
| American Heart Association | Club Expenses | Contributions | 1,000.00 | | | 1,000.00 |
| Aramark - AUS St Louis MC Lockbo | Maintenance | Uniforms | 43.45 | | 43.45 | |
| Aramark - AUS St Louis MC Lockbo | Maintenance | Uniforms | 43.45 | | 43.45 | |
| Aramark - AUS St Louis MC Lockbo | Maintenance | Uniforms | 43.45 | | 43.45 | |
| Aramark - AUS St Louis MC Lockbo | Maintenance | Uniforms | 43.45 | | 43.45 | |
| Aramark - AUS St Louis MC Lockbo | Maintenance | Uniforms | 43.45 | | 43.45 | |
| Aramark Corporation | Child Care Services | Meals | 1,296.53 | | | 1,296.53 |
| Arbico Organics | Garden Center Ag/Hort | Materials | 44.95 | | | 44.95 |
| | | PAGE TOTALS | 36,851.09 | 9,789.52 | 19,482.60 | 7,578.97 |

Richland Community College
 Bills Presented for Ratification
 JULY 1516

| Vendor Name | Function | Object | Invoice Amount | Educational Fund | O & M Fund | Other Fund |
|----------------------------------|-----------------------|-----------------------|----------------|------------------|------------|------------|
| Area Disposal Service Inc | Clinton Center O&M | Custodial Services | 59.87 | | 59.87 | |
| Arthur J Gallagher Risk Services | Liab Protection & Set | General Insurance | 341.00 | | | 341.00 |
| Arthur J Gallagher Risk Services | Liab Protection & Set | General Insurance | 5,880.00 | | | 5,880.00 |
| Arthur J Gallagher Risk Services | Liab Protection & Set | General Insurance | 4,137.00 | | | 4,137.00 |
| Arthur J Gallagher Risk Services | Liab Protection & Set | General Insurance | 1,192.00 | | | 1,192.00 |
| Arthur J Gallagher Risk Services | Liab Protection & Set | General Insurance | 2,372.00 | | | 2,372.00 |
| Arthur J Gallagher Risk Services | Liab Protection & Set | General Insurance | 880.00 | | | 880.00 |
| Arthur J Gallagher Risk Services | Liab Protection & Set | General Insurance | 784.00 | | | 784.00 |
| AspireDU Inc | NetworkingSupport | Computer Software | 3,250.00 | 3,250.00 | | |
| BearMail Co | | Inventory-CentralStor | 267.70 | 267.70 | | |
| BearMail Co | Admission and Recruit | Postage | 150.26 | 150.26 | | |
| Beck's Studio | Grant-SupportServices | Instructional Supplie | 16.76 | | | 16.76 |
| Beck's Studio | Foundation&Developmen | Materials | 14.00 | 14.00 | | |
| Beck's Studio | | Inventory-CentralStor | 31.50 | 31.50 | | |
| Beck's Studio | | Inventory-CentralStor | 17.08 | 17.08 | | |
| Black & Co | Maintenance | Maintenance Supplies | 15.74 | | 15.74 | |
| Black & Co | Maintenance | Maintenance Supplies | 17.68 | | 17.68 | |
| Blankenship, Jacob | NonCredit | Contractual-Other | 217.50 | | | 217.50 |
| Brauer, Douglas | | Other Receivables | 174.32 | | | 174.32 |
| BrickStreet Mutual Insurance | Liab Protection & Set | General Insurance | 11,099.00 | | | 11,099.00 |
| Buck, Jenna_Lea | Academic Success | Interpreter Salary | 330.90 | 330.90 | | |
| Buck, Jenna_Lea | Academic Success | Interpreter Salary | 330.90 | 330.90 | | |
| Buck, Jenna_Lea | Academic Success | Interpreter Salary | 165.45 | 165.45 | | |
| Busey Bank | Macon Co Soil & Water | Install Pymt Lease/Pu | 4,490.00 | | 4,490.00 | |
| CDS Leasing | Copiers | Equipment Rental | 280.00 | 280.00 | | |
| CDS Leasing | Copiers | Equipment Rental | 149.14 | 149.14 | | |
| CDS Leasing | Copiers | Equipment Rental | 295.63 | 295.63 | | |
| CDS Leasing | Copiers | Equipment Rental | 524.12 | 524.12 | | |
| CDS Leasing | Copiers | Equipment Rental | 92.00 | 92.00 | | |
| CDS Leasing | Copiers | Equipment Rental | 60.00 | 60.00 | | |
| CDS Leasing | Copiers | Equipment Rental | 90.00 | 90.00 | | |
| CDS Leasing | Grant-Administration | Equipment Rental | 150.00 | | | 150.00 |
| CDS Leasing | Copiers | Equipment Rental | 117.00 | 117.00 | | |
| CDS Leasing | Copiers | Equipment Rental | 139.77 | 139.77 | | |
| CDS Leasing | Copiers | Equipment Rental | 117.00 | 117.00 | | |
| CDS Leasing | Copiers | Equipment Rental | 194.00 | 194.00 | | |
| CDS Office Technologies | Copiers | Printing | 95.29 | 95.29 | | |
| CDS Office Technologies | Copiers | Printing | 1,002.85 | 1,002.85 | | |
| CDS Office Technologies | General Expenses | Equipment Rental | 77.67 | | | 77.67 |
| CDS Office Technologies | Copiers | Printing | 16.36 | 16.36 | | |
| CDS Office Technologies | Copiers | Printing | 15.85 | 15.85 | | |
| CDS Office Technologies | Copiers | Printing | 75.09 | 75.09 | | |
| CDS Office Technologies | Copiers | Printing | 28.52 | 28.52 | | |
| CDWG Government Inc | Information Tech-OccT | Equipment-Instruction | 1,536.90 | | | 1,536.90 |
| CDWG Government Inc | Information Tech-OccT | Equipment-Instruction | 6,823.75 | | | 6,823.75 |
| CDWG Government Inc | Information Tech-OccT | Equipment-Instruction | 1,041.25 | | | 1,041.25 |
| CDWG Government Inc | Information Tech-OccT | Equipment-Instruction | 1,477.95 | | | 1,477.95 |
| CDWG Government Inc | Information Tech-OccT | Equipment-Instruction | 3,487.25 | | | 3,487.25 |
| CDWG Government Inc | Information Tech-OccT | Equipment-Instruction | 1,375.00 | | | 1,375.00 |
| | | PAGE TOTALS | 55,497.05 | 7,850.41 | 4,583.29 | 43,063.35 |

Richland Community College
Bills Presented for Ratification
JULY 1516

| Vendor Name | Function | Object | Invoice Amount | Educational Fund | O & M Fund | Other Fund |
|----------------------------------|-----------------------|-----------------------|----------------|------------------|------------|------------|
| CDWG Government Inc | Information Tech-OccT | Equipment-Instruction | 1,092.79 | | | 1,092.79 |
| CDWG Government Inc | NetworkingSupport | Materials | 620.00 | 620.00 | | |
| CORE Construction | Building Additions | New Bldgs & Additions | 198,364.00 | | | 198,364.00 |
| CORE Construction | Building Additions | New Bldgs & Additions | 13,032.00 | | | 13,032.00 |
| CQIN Treasury | Presidents Office | Publications & Dues | 2,000.00 | 2,000.00 | | |
| CTB McGraw Hill | Student Servs-Counsel | Materials | 78.13 | | | 78.13 |
| CTB McGraw Hill | Adult Literacy | Materials | 141.31 | | | 141.31 |
| CUPA-HR | Human Resources | Publications & Dues | 840.00 | 840.00 | | |
| Capitol Ready Mix of Decatur | Grant-SupportServices | Instructional Supplie | 999.00 | | | 999.00 |
| Capitol Ready Mix of Decatur | Maintenance | Maintenance Supplies | 176.00 | | 176.00 | |
| Cardinal, Matthew S | Radiology Tech-Hlth O | Travel-In State Milea | 186.61 | 186.61 | | |
| Cardmember Service | | Other Current Obligat | 583.90 | | | 583.90 |
| Chambers, Kathy E | General Expenses | Travel-In State | 87.86 | | | 87.86 |
| City of Decatur | | Accrued Sales Tax | 103.96 | | | 103.96 |
| City of Decatur | | Accrued Sales Tax | 29.62 | | | 29.62 |
| City of Decatur IL | Macon Co Soil & Water | Water,Sewage | 147.73 | | 147.73 | |
| City of Decatur IL | CSI Building O&M | Water,Sewage | 300.03 | | 300.03 | |
| City of Decatur IL | Utilities | Materials | 354.54 | | 354.54 | |
| City of Decatur IL | Utilities | Water,Sewage | 789.60 | | 789.60 | |
| City of Decatur IL | Utilities | Water,Sewage | 179.74 | | 179.74 | |
| City of Decatur IL | Utilities | Water,Sewage | 1,074.84 | | 1,074.84 | |
| City of Decatur IL | Sequestration Bldg O& | Water,Sewage | 167.51 | | 167.51 | |
| City of Decatur IL | Fairview Plaza O&M | Water,Sewage | 39.74 | | 39.74 | |
| Cole, Jerry | CommunityService | Telephone | 50.00 | | | 50.00 |
| Comcast | LRC Audio Visual | Materials | 26.91 | 26.91 | | |
| Comcast | Presidents Office | Telecommunications | 121.62 | 121.62 | | |
| Confidential On-Site Paper | Business Office | Contractual-Other | 36.86 | 36.86 | | |
| Consociate Group | Human Resources | Contractual-Other | 320.25 | 320.25 | | |
| Consolidated Communications | Utilities | Telephone Maint Agree | 203.56 | | 203.56 | |
| Constellation NewEnergy Gas Divi | Utilities | Electricity and Nat G | 1,009.41 | | 1,009.41 | |
| Constellation NewEnergy Gas Divi | Utilities | Electricity and Nat G | 168.65 | | 168.65 | |
| Constellation NewEnergy Gas Divi | Utilities | Electricity and Nat G | 177.67 | | 177.67 | |
| Constellation NewEnergy Gas Divi | Fairview Plaza O&M | Electricity and Nat G | 14.13 | | 14.13 | |
| Constellation NewEnergy Gas Divi | Macon Co Soil & Water | Electricity and Nat G | 12.05 | | 12.05 | |
| Cordulack, John H | VP Academic Services | Travel-In State | 5.00 | | | 5.00 |
| Credo Reference Limited | LRC | Publications & Dues | 3,780.00 | 3,780.00 | | |
| Cromwell Radio Group Inc | Marketing | Advertising | 200.00 | 200.00 | | |
| Cromwell Radio Group Inc | Marketing | Advertising | 200.00 | 200.00 | | |
| Cromwell Radio Group Inc | Marketing | Advertising | 403.32 | 403.32 | | |
| Cromwell Radio Group Inc | Marketing | Advertising | 200.00 | 200.00 | | |
| Cromwell Radio Group Inc | Marketing | Advertising | 200.00 | 200.00 | | |
| Cromwell Radio Group Inc | Marketing | Advertising | 200.00 | 200.00 | | |
| Cromwell Radio Group Inc | Marketing | Advertising | 200.00 | 200.00 | | |
| Custom Services Inc | Maintenance | Equipment Rental | 75.00 | | 75.00 | |
| Davison, Jeffrey L | General Expenses | Travel-In State | 291.54 | | | 291.54 |
| DeWitt County Collector | Clinton Center O&M | Property Taxes | 7,516.68 | | 7,516.68 | |
| DeWitt County Collector | | Accrued Expenses | 4,880.35 | 4,880.35 | | |
| Decatur Ace Hardware | Maintenance | Maintenance Supplies | 13.50 | | 13.50 | |
| Decatur Awards & Screen Printing | VP Academic Services | Materials | 126.00 | 126.00 | | |
| | | PAGE TOTALS | 241,821.41 | 14,541.92 | 12,420.38 | 214,859.11 |

Richland Community College
Bills Presented for Ratification
JULY 1516

| Vendor Name | Function | Object | Invoice Amount | Educational Fund | O & M Fund | Other Fund |
|----------------------------------|-----------------------|-----------------------|----------------|------------------|------------|------------|
| Decatur Awards & Screen Printing | VP Academic Services | Materials | 240.00 | 240.00 | | |
| Decatur Celebration Inc | Marketing | Advertising | 1,000.00 | 1,000.00 | | |
| Decatur Public Library | General O & M | Facility Rental | 1,500.00 | | 1,500.00 | |
| Decatur Tribune | LRC | Publications & Dues | 35.00 | 35.00 | | |
| Deener, Sean | NonCredit | Contractual-Other | 255.00 | | | 255.00 |
| Department of Rehabilitation | | Misc Scholarship Clea | 124.99 | 124.99 | | |
| Don's Paint Company | Maintenance | Maintenance Supplies | 25.12 | | 25.12 | |
| Don's Paint Company | Maintenance | Maintenance Supplies | 100.48 | | 100.48 | |
| Dunker Electric | Maintenance | Maintenance Supplies | 156.02 | | 156.02 | |
| Dunker Electric | Maintenance | Maintenance Supplies | 31.87 | | 31.87 | |
| Dust & Son Auto Supply | Diesel Med/Hvy Trk Te | Instructional Supplie | 253.87 | 253.87 | | |
| Dynagraphics Inc | CommunityService | Printing | 3,251.43 | | | 3,251.43 |
| Dynagraphics Inc | Club Expenses | Printing | 575.00 | | | 575.00 |
| ED2GO | NonCredit | Contractual-Other | 65.00 | | | 65.00 |
| ED2GO | NonCredit | Contractual-Other | 2.25 | | | 2.25 |
| EDC of Decatur & Macon County | General Expenses | Publications & Dues | 2,500.00 | 2,500.00 | | |
| Elan Corporate Payment Systems | | Credit Card Pmt Clear | 49,840.96 | 49,840.96 | | |
| Elsevier Inc | | Fees Pass Thru Rad Te | 441.00 | 441.00 | | |
| Elsevier Inc | | Fees Pass Thru Nursin | 6.41 | 6.41 | | |
| Enterprise | | Other Current Obligat | 137.65 | | | 137.65 |
| Enterprise | LRC | Travel-In State | 63.09 | 63.09 | | |
| Enterprise | Faculty/Staff Develop | Travel-In State | 439.93 | | | 439.93 |
| Evergreen FS-Stephens #24 | | Receivable-BrushColl | 188.63 | 188.63 | | |
| Evergreen FS-Stephens #24 | College Vehicle | Vehicle Expense | 966.39 | | 966.39 | |
| Evergreen FS-Stephens #24 | | Receivable-BrushColl | 811.99 | 811.99 | | |
| Evergreen FS-Stephens #24 | College Vehicle | Vehicle Expense | 2,137.78 | | 2,137.78 | |
| FEDEX | Maintenance | Postage | 60.98 | | 60.98 | |
| Fairview Park Plaza LLC | Fairview Plaza O&M | Facility Rental | 4,615.92 | | 4,615.92 | |
| Fidelity Investments | | Misc Deductions | 300.00 | 300.00 | | |
| FirstEnergy Solutions | Fairview Plaza O&M | Electricity and Nat G | 115.46 | | 115.46 | |
| FirstEnergy Solutions | Utilities | Electricity and Nat G | 144.21 | | 144.21 | |
| FirstEnergy Solutions | Utilities | Electricity and Nat G | 277.17 | | 277.17 | |
| FirstEnergy Solutions | Fairview Plaza O&M | Electricity and Nat G | 177.61 | | 177.61 | |
| FirstEnergy Solutions | Utilities | Electricity and Nat G | 19.10 | | 19.10 | |
| FirstEnergy Solutions | Utilities | Electricity and Nat G | 17,558.72 | | 17,558.72 | |
| FirstEnergy Solutions | Fairview Plaza O&M | Electricity and Nat G | 115.46 | | 115.46 | |
| Fought, Patrick W | Clinton Center O&M | Custodial Services | 157.50 | | 157.50 | |
| Fought, Patrick W | Clinton Center O&M | Custodial Services | 157.50 | | 157.50 | |
| Fought, Patrick W | Clinton Center O&M | Custodial Services | 157.50 | | 157.50 | |
| Fought, Patrick W | Clinton Center O&M | Custodial Services | 157.50 | | 157.50 | |
| Frontier | Clinton Center O&M | Telephone | 161.59 | | 161.59 | |
| G F I Digital | Sequestration Proj | Printing | 192.76 | | | 192.76 |
| GAN Human Resources Assoc | Instruction-Other | Instructional Supplie | 300.00 | | | 300.00 |
| Garver Feeds | Garden Center Ag/Hort | Materials | 70.00 | | | 70.00 |
| Garver Feeds | Garden Center Ag/Hort | Materials | 71.75 | | | 71.75 |
| Gilson Enterprises Inc | Commercial Custodial | Instructional Supplie | 248.73 | | | 248.73 |
| Goodman, Vivian T | CommunityService | Telephone | 90.00 | | | 90.00 |
| Goodman, Vivian T | CommunityService | Travel-In State | 105.39 | | | 105.39 |
| Grainger Inc | Automotive-Tech Occ | Instructional Supplie | 37.74 | 37.74 | | |
| | | PAGE TOTALS | 90,442.45 | 55,843.68 | 28,793.88 | 5,804.89 |

Richland Community College
Bills Presented for Ratification
JULY 1516

| Vendor Name | Function | Object | Invoice Amount | Educational Fund | O & M Fund | Other Fund |
|----------------------------------|-----------------------|-----------------------|----------------|------------------|------------|------------|
| Green Media Service Inc | Marketing | Advertising | 7,887.00 | 7,887.00 | | |
| Green Media Service Inc | Marketing | Advertising | 3,666.00 | 3,666.00 | | |
| Greg Hahn Heating and Air Condit | Maintenance | Maintenance Supplies | 160.00 | | 160.00 | |
| Greg Hahn Heating and Air Condit | Maintenance | Maintenance Supplies | 379.14 | | 379.14 | |
| Grey, Thomas | Credit | Contractual-Other | 2,120.00 | | | 2,120.00 |
| Grimm, Susan | Radiology Tech-Hlth O | Travel-In State Milea | 151.20 | 151.20 | | |
| Grimm, Susan | Radiology Tech-Hlth O | Travel-In State Milea | 50.40 | 50.40 | | |
| Grimm, Susan | Radiology Tech-Hlth O | Travel-In State Milea | 155.25 | 155.25 | | |
| Hanover Insurance Group Co | Liab Protection & Set | General Insurance | 10,194.00 | | | 10,194.00 |
| Happe, Curtis W | Automotive-Tech Occ | Instructional Supplie | 10.61 | 10.61 | | |
| Higher Learning Commission | General Expenses | Publications & Dues | 600.00 | 600.00 | | |
| Higher Learning Commission | Presidents Office | Publications & Dues | 4,750.00 | 4,750.00 | | |
| Houchen Bindery Ltd | LRC | Materials | 125.00 | 125.00 | | |
| Houseman, Nancy J | | NonCredit Revenue | 3.00 | | | 3.00 |
| Hummert International | Garden Center Ag/Hort | Materials | 1,999.32 | | | 1,999.32 |
| Hummert International | Garden Center Ag/Hort | Materials | 122.00 | | | 122.00 |
| Hummert International | Garden Center Ag/Hort | Materials | 278.90 | | | 278.90 |
| Hummert International | Garden Center Ag/Hort | Materials | 433.60 | | | 433.60 |
| IBM Corporation | Academic Lab Support | Computer Software | 920.00 | 920.00 | | |
| ICCB | Online Learning | Publications & Dues | 1,000.00 | 1,000.00 | | |
| ICCTA | Board of Trustees | Publications & Dues | 4,626.00 | 4,626.00 | | |
| ICCTA | Presidents Office | Publications & Dues | 2,750.00 | 2,750.00 | | |
| IGA | Hospitality Managemen | Instructional Supplie | 17.44 | | | 17.44 |
| IGA | Hospitality Managemen | Instructional Supplie | 77.80 | | | 77.80 |
| IGA | Hospitality Managemen | Instructional Supplie | 54.18 | | | 54.18 |
| IGA | Hospitality Managemen | Instructional Supplie | 175.21 | | | 175.21 |
| IGA | Hospitality Managemen | Instructional Supplie | 211.84 | | | 211.84 |
| IGA | Hospitality Managemen | Instructional Supplie | 133.07 | | | 133.07 |
| Illinois Community College Board | | ICCB Credit Hour Gran | 1,116.00 | 1,116.00 | | |
| Illinois State Disbursement Unit | | Wage Garnishment Orde | 5.00 | 5.00 | | |
| Illinois State Disbursement Unit | | Wage Garnishment Orde | 5.00 | 5.00 | | |
| J L Hubbard Insurance & Bonds | Outdoor Exposition Sp | Contractual-Other | 174.00 | | | 174.00 |
| Jan Master Cleaning Services Inc | Custodial | Custodial Services | 23,625.00 | | 23,625.00 | |
| Jan Master Cleaning Services Inc | Custodial | Custodial Services | 248.00 | | 248.00 | |
| Jan Master Cleaning Services Inc | Macon Co Soil & Water | Custodial Services | 450.00 | | 450.00 | |
| Jan Master Cleaning Services Inc | Sequestration Bldg O& | Custodial Services | 1,100.00 | | 1,100.00 | |
| Jan Master Cleaning Services Inc | Workforce Development | Custodial Services | 1,850.00 | | 1,850.00 | |
| Jan Master Cleaning Services Inc | Liab Protection & Set | Custodial Services | 2,625.00 | | | 2,625.00 |
| Jan Master Cleaning Services Inc | Liab Protection & Set | Custodial Services | 2,232.00 | | | 2,232.00 |
| Jan Master Cleaning Services Inc | Clinton Center O&M | Custodial Services | 279.00 | | 279.00 | |
| Jan Master Cleaning Services Inc | Outdoor Exposition Sp | Contractual-Other | 108.50 | | | 108.50 |
| Jan Master Cleaning Services Inc | Custodial | Custodial Services | 24,300.00 | | 24,300.00 | |
| Jan Master Cleaning Services Inc | Custodial | Custodial Services | 2,324.70 | | 2,324.70 | |
| Jan Master Cleaning Services Inc | Building Additions | Custodial Services | 1,850.00 | | 1,850.00 | |
| Jan Master Cleaning Services Inc | Macon Co Soil & Water | Custodial Services | 450.00 | | 450.00 | |
| Jan Master Cleaning Services Inc | Sequestration Bldg O& | Custodial Services | 1,100.00 | | 1,100.00 | |
| Jan Master Cleaning Services Inc | Liab Protection & Set | Custodial Services | 258.30 | | | 258.30 |
| Jan Master Cleaning Services Inc | Liab Protection & Set | Custodial Services | 2,700.00 | | | 2,700.00 |
| Jason's Lawn Care | Clinton Center O&M | Snow/Grounds | 400.00 | | 400.00 | |
| | | PAGE TOTALS | 110,251.46 | 27,817.46 | 58,515.84 | 23,918.16 |

Richland Community College
 Bills Presented for Ratification
 JULY 1516

| Vendor Name | Function | Object | Invoice Amount | Educational Fund | O & M Fund | Other Fund |
|----------------------------------|-----------------------|-----------------------|----------------|------------------|------------|------------|
| Jennings, Harold M | General Expenses | Collection Co Charges | 407.45 | 407.45 | | |
| Jones, James D | Math/Science Dean | Registration Fees | 500.00 | 500.00 | | |
| KONE Inc | Maintenance | Equip Repair/Maint Ag | 327.73 | | 327.73 | |
| KONE Inc | Maintenance | Equip Repair/Maint Ag | 334.02 | | 334.02 | |
| Kankakee Community College | VP Academic Services | Publications & Dues | 50.00 | 50.00 | | |
| Key Equipment Finance | Administration Genera | Equipment Rental | 199.00 | | | 199.00 |
| Key Equipment Finance | Administration Genera | Equipment Rental | 210.00 | | | 210.00 |
| Key Equipment Finance | Administration Genera | Equipment Rental | 210.00 | | | 210.00 |
| Keystone Homes | Clinton Center O&M | Facility Rental | 6,333.33 | | 6,333.33 | |
| LDA of Illinois | Academic Success | Publications & Dues | 50.00 | 50.00 | | |
| Lamar Companies | CommunityService | Advertising | 4,700.00 | | | 4,700.00 |
| Lee Enterprises Inc | Presidents Office | Advertising | 229.06 | 229.06 | | |
| Lee Enterprises Inc | Marketing | Advertising | 331.70 | 331.70 | | |
| Lee Enterprises Inc | Marketing | Advertising | 582.00 | 582.00 | | |
| Lee Enterprises Inc | Marketing | Advertising | 331.70 | 331.70 | | |
| Lee Enterprises Inc | Marketing | Advertising | 201.00 | 201.00 | | |
| Lee Enterprises Inc | Marketing | Advertising | 39.00 | 39.00 | | |
| Lee Enterprises Inc | Marketing | Advertising | 331.70 | 331.70 | | |
| Lee Enterprises Inc | Marketing | Advertising | 201.00 | 201.00 | | |
| Lee Enterprises Inc | Marketing | Advertising | 201.00 | 201.00 | | |
| Lee Enterprises Inc | Marketing | Advertising | 201.00 | 201.00 | | |
| Lee Enterprises Inc | Marketing | Advertising | 514.28 | 514.28 | | |
| Lee Enterprises Inc | Marketing | Advertising | 331.70 | 331.70 | | |
| Lee Enterprises Inc | Marketing | Advertising | 293.00 | 293.00 | | |
| Lee Enterprises Inc | Marketing | Advertising | 843.40 | 843.40 | | |
| Lee Enterprises Inc | Marketing | Advertising | 201.00 | 201.00 | | |
| Lee, Katherine B | Surgical Tech-Health | Travel-In State Milea | 78.40 | 78.40 | | |
| Lee, Katherine B | Surgical Tech-Health | Travel-In State Milea | 80.50 | 80.50 | | |
| Lewis, Donnie R | Board of Trustees | Travel-In State | 207.31 | 207.31 | | |
| Logical Operations | Credit | Instructional Supplie | 80.10 | | | 80.10 |
| Logical Operations | Credit | Instructional Supplie | 93.50 | | | 93.50 |
| Lowe's Home Centers Inc | Maintenance | Maintenance Supplies | 14.22 | | 14.22 | |
| MR Systems Wirless | Clinton Center O&M | Telephone | 57.00 | | 57.00 | |
| MRE Benefit Admin Systems | | Group Insurance | 33,041.12 | 33,041.12 | | |
| MRE Benefit Admin Systems | | Health Insurance | 217,567.31 | 217,567.31 | | |
| Macon County Circuit Clerk | | Wage Garnishment Orde | 500.00 | 500.00 | | |
| Macon County Circuit Clerk | | Wage Garnishment Orde | 500.00 | 500.00 | | |
| Macon County Collector | Grounds | Property Taxes | 88.12 | | 88.12 | |
| Macon Resources Inc | Allied Health | Laundry/Linen Supplie | 25.48 | 25.48 | | |
| Main Street Church of the | CommunityService | Printing | 500.00 | | | 500.00 |
| Mangle Management Systems | | Other Receivables | 80.00 | 80.00 | | |
| Mangle Management Systems | AAS Nursing -Health O | Meeting Expense | 61.75 | 61.75 | | |
| Mangle Management Systems | Board of Trustees | Meeting Expense | 125.00 | 125.00 | | |
| Mangle Management Systems | NonCredit | Meals | 3,277.50 | | | 3,277.50 |
| Marquis Beverage Service | Coffee House | Instructional Supplie | 368.20 | | | 368.20 |
| Marquis Beverage Service | Coffee House | Instructional Supplie | 46.89 | | | 46.89 |
| Marquis Beverage Service | Coffee House | Instructional Supplie | 413.25 | | | 413.25 |
| Massachusetts Mutal Life Insuran | Presidents Office | Long-Term Care Ins | 3,853.39 | 3,853.39 | | |
| Mayer Products | Academic Success | Instructional Supplie | 425.00 | 425.00 | | |
| Mazzotti Services | Credit | Printing | 265.95 | | | 265.95 |
| | | PAGE TOTALS | 279,703.06 | 262,184.25 | 7,154.42 | 10,364.39 |

Richland Community College
 Bills Presented for Ratification
 JULY 1516

| Vendor Name | Function | Object | Invoice Amount | Educational Fund | O & M Fund | Other Fund |
|----------------------------------|-----------------------|-----------------------|----------------|------------------|------------|------------|
| Mazzotti Services | Club Expenses | Materials | 228.95 | | | 228.95 |
| Menard Inc | Maintenance | Maintenance Supplies | 61.83 | | 61.83 | |
| Menard Inc | Maintenance | Maintenance Supplies | 46.51 | | 46.51 | |
| Menard Inc | Maintenance | Maintenance Supplies | 19.03 | | 19.03 | |
| Menard Inc | Maintenance | Maintenance Supplies | 53.94 | | 53.94 | |
| Mercer Consumer Proliability | Liab Protection & Set | General Insurance | 6,386.00 | | | 6,386.00 |
| MidAmerica Tire & Performance | College Vehicle | Vehicle Expense | 264.18 | | 264.18 | |
| MidAmerica Tire & Performance | College Vehicle | Vehicle Expense | 264.18 | | 264.18 | |
| MidAmerica Tire & Performance | College Vehicle | Vehicle Expense | 35.45 | | 35.45 | |
| Midwest Fiber Inc of Decatur | Utilities | Refuse Disposal | 90.00 | | 90.00 | |
| Minitab Inc | Math-Baccalaureate | Computer Software | 1,449.00 | 1,449.00 | | |
| Mt Zion Economic Development Cor | Garden Center Ag/Hort | Advertising | 500.00 | | | 500.00 |
| Mt Zion Economic Development Cor | CulinaryRestaurant | Advertising | 500.00 | | | 500.00 |
| NSC | NonCredit | Instructional Supplie | 3,000.00 | | | 3,000.00 |
| Napa Auto Parts | College Vehicle | Vehicle Expense | 92.47 | | 92.47 | |
| Napa Auto Parts | College Vehicle | Vehicle Expense | 13.21 | | 13.21 | |
| Neuhoff Media Decatur | Marketing | Advertising | 1,500.00 | 1,500.00 | | |
| Neuhoff Media Decatur | Marketing | Advertising | 500.00 | 500.00 | | |
| Newman & Ullman Inc | | Inventory-CentralStor | 165.67 | 165.67 | | |
| Newman & Ullman Inc | | Inventory-CentralStor | 179.77 | 179.77 | | |
| NewsBank Inc | LRC | Publications & Dues | 2,350.00 | 2,350.00 | | |
| Niemann Foods | Culinary Arts | Instructional Supplie | 12.27 | 12.27 | | |
| Niemann Foods | Culinary Arts | Instructional Supplie | 3.29 | 3.29 | | |
| Niemann Foods | Culinary Arts | Instructional Supplie | 5.98 | 5.98 | | |
| Northern Power Systems Inc | Maintenance | Contractual-Other | 4,407.05 | | 4,407.05 | |
| O'Reilly Auto Parts | Automotive-Tech Occ | Instructional Supplie | 39.12 | 39.12 | | |
| O'Reilly Auto Parts | Automotive-Tech Occ | Instructional Supplie | 29.18 | 29.18 | | |
| O'Reilly Auto Parts | Automotive-Tech Occ | Instructional Supplie | 2.87 | 2.87 | | |
| O'Reilly Auto Parts | Automotive-Tech Occ | Instructional Supplie | -9.49 | -9.49 | | |
| O'Reilly Auto Parts | Automotive-Tech Occ | Instructional Supplie | 223.99 | 223.99 | | |
| O'Reilly Auto Parts | Automotive-Tech Occ | Instructional Supplie | 5.41 | 5.41 | | |
| O'Reilly Auto Parts | Automotive-Tech Occ | Instructional Supplie | 5.08 | 5.08 | | |
| O'Reilly Auto Parts | Automotive-Tech Occ | Instructional Supplie | 97.46 | 97.46 | | |
| Office Depot Inc | | Inventory-CentralStor | 462.83 | 462.83 | | |
| Office Depot Inc | | Inventory-CentralStor | 509.73 | 509.73 | | |
| Office Max | | Inventory-CentralStor | 797.11 | 797.11 | | |
| Office Max | | Inventory-CentralStor | 622.09 | 622.09 | | |
| Oliver, Brooke D | Surgical Tech-Health | Travel-In State Milea | 542.40 | 542.40 | | |
| Oliver, Brooke D | Surgical Tech-Health | Travel-In State Milea | 331.20 | 331.20 | | |
| Orv Graham Radio Advertising Bro | Marketing | Advertising | 224.00 | 224.00 | | |
| Pearson Education | Instruction-Other | Instructional Supplie | 595.00 | | | 595.00 |
| Pearson Education | Instruction-Other | Instructional Supplie | 810.00 | | | 810.00 |
| Per Mar Security & Research Corp | Security | Security | 158.42 | | 158.42 | |
| Per Mar Security & Research Corp | Liab Protection & Set | Security | 3,010.00 | | | 3,010.00 |
| Per Mar Security & Research Corp | Security | Security | 203.18 | | 203.18 | |
| Per Mar Security & Research Corp | Security | Security | 210.55 | | 210.55 | |
| Per Mar Security & Research Corp | Liab Protection & Set | Security | 4,000.41 | | | 4,000.41 |
| Per Mar Security & Research Corp | Liab Protection & Set | Security | 3,860.42 | | | 3,860.42 |
| Pharmacy Technian Certification | | Fees Pass Thru Nursin | 258.00 | 258.00 | | |
| | | PAGE TOTALS | 39,117.74 | 10,306.96 | 5,920.00 | 22,890.78 |

Richland Community College
 Bills Presented for Ratification
 JULY 1516

| Vendor Name | Function | Object | Invoice Amount | Educational Fund | O & M Fund | Other Fund |
|------------------------------|-----------------------|-----------------------|----------------|------------------|------------|------------|
| Pitney Bowes Inc | General Expenses | Equipment Rental | 2,085.00 | 2,085.00 | | |
| Pitney Bowes Inc | General Expenses | Equipment Rental | 396.00 | 396.00 | | |
| Poindexter, Lynne M | Academic Success | Interpreter Salary | 332.00 | 332.00 | | |
| Poindexter, Lynne M | Academic Success | Interpreter Salary | 332.00 | 332.00 | | |
| Poindexter, Lynne M | Academic Success | Interpreter Salary | 166.00 | 166.00 | | |
| Poindexter, Lynne M | Academic Success | Interpreter Salary | 166.00 | 166.00 | | |
| Poindexter, Lynne M | Academic Success | Interpreter Salary | 166.00 | 166.00 | | |
| Poindexter, Lynne M | Academic Success | Interpreter Salary | 120.00 | 120.00 | | |
| Poindexter, Lynne M | Academic Success | Interpreter Salary | 166.00 | 166.00 | | |
| Poindexter, Lynne M | Academic Success | Interpreter Salary | 166.00 | 166.00 | | |
| Presentations Direct | Copy Center | Materials | 290.80 | | | 290.80 |
| Pride Cleaners | Culinary Arts | Contractual-Other | 51.23 | | | 51.23 |
| Pride Cleaners | Culinary Arts | Contractual-Other | 69.76 | | | 69.76 |
| Pride Cleaners | Culinary Arts | Contractual-Other | 47.96 | | | 47.96 |
| Pride Cleaners | Culinary Arts | Contractual-Other | 38.15 | 38.15 | | |
| Pride Cleaners | Culinary Arts | Contractual-Other | 61.04 | 61.04 | | |
| Pride Cleaners | Culinary Arts | Contractual-Other | 50.14 | 50.14 | | |
| Pyles, Gregory D | Biology-Baccalaureate | Instructional Supplie | 48.80 | 48.80 | | |
| Quality Elevator Inspections | CSI Building O&M | Maintenance Supplies | 250.00 | | 250.00 | |
| RCC Bookstore | | NonTaxBooks -Workforc | 130.76 | 130.76 | | |
| RCC-Foundation | | FND Scholarship Reven | 99.02 | | | 99.02 |
| RCC-Foundation | | Richland Foundation | 188.05 | 188.05 | | |
| RCC-Foundation | | Revenue-Misc/OtherSou | 25.00 | 25.00 | | |
| RCC-Foundation | | Richland Foundation | 188.05 | 188.05 | | |
| Reliance Standard | | Life Insurance | 3,568.19 | 3,568.19 | | |
| Reliance Standard | | LTD Insurance | 2,237.23 | 2,237.23 | | |
| Reliance Standard | | Supplemental Life Ins | 1,543.08 | 1,543.08 | | |
| Reserve Account | | Inventory-CentralStor | 5,000.00 | 5,000.00 | | |
| Respondus Inc | | Prepaid Expenses | 1,695.00 | 1,695.00 | | |
| Rexx Battery of Decatur Inc | College Vehicle | Vehicle Expense | 89.95 | | 89.95 | |
| Rexx Battery of Decatur Inc | College Vehicle | Vehicle Expense | 85.90 | | 85.90 | |
| Robert's Sysco Inc | Culinary Arts | Instructional Supplie | 644.69 | 644.69 | | |
| Robert's Sysco Inc | Child Care Services | Snacks and Milk | 84.38 | | | 84.38 |
| Robert's Sysco Inc | Culinary Arts | Instructional Supplie | 73.61 | 73.61 | | |
| Robert's Sysco Inc | Culinary Arts | Instructional Supplie | 331.35 | 331.35 | | |
| Robert's Sysco Inc | Coffee House | Instructional Supplie | 48.76 | | | 48.76 |
| Robert's Sysco Inc | Culinary Arts | Instructional Supplie | 64.97 | 64.97 | | |
| Robert's Sysco Inc | Culinary Arts | Instructional Supplie | 677.07 | 677.07 | | |
| Robert's Sysco Inc | Culinary Arts | Instructional Supplie | 1,751.54 | 1,751.54 | | |
| Robert's Sysco Inc | Coffee House | Instructional Supplie | 349.04 | | | 349.04 |
| Robert's Sysco Inc | Child Care Services | Snacks and Milk | 44.69 | | | 44.69 |
| Robert's Sysco Inc | Culinary Arts | Instructional Supplie | 103.76 | 103.76 | | |
| Robert's Sysco Inc | Culinary Arts | Instructional Supplie | 1,107.39 | 1,107.39 | | |
| Robert's Sysco Inc | Culinary Arts | Instructional Supplie | 18.90 | 18.90 | | |
| Robert's Sysco Inc | Culinary Arts | Instructional Supplie | 57.25 | 57.25 | | |
| Robert's Sysco Inc | Culinary Arts | Instructional Supplie | 66.02 | 66.02 | | |
| Robert's Sysco Inc | Culinary Arts | Instructional Supplie | 251.18 | 251.18 | | |
| Robert's Sysco Inc | Hospitality Managemen | Instructional Supplie | 336.18 | | | 336.18 |
| Robert's Sysco Inc | Hospitality Managemen | Instructional Supplie | 69.95 | | | 69.95 |
| | | PAGE TOTALS | 25,933.84 | 24,016.22 | 425.85 | 1,491.77 |

Richland Community College
Bills Presented for Ratification
JULY 1516

| Vendor Name | Function | Object | Invoice Amount | Educational Fund | O & M Fund | Other Fund |
|----------------------------------|-----------------------|-----------------------|----------------|------------------|------------|------------|
| Robert's Sysco Inc | Coffee House | Instructional Supplie | 81.23 | | | 81.23 |
| Rogers Supply Co | Heating,Vent,AC-Tech | Instructional Supplie | 1,555.45 | | | 1,555.45 |
| Rogers Supply Co | Maintenance | Maintenance Supplies | -4.78 | | -4.78 | |
| Rogiers, Ryan S | Culinary Arts | Travel-Out of State | 197.50 | 197.50 | | |
| Rotary Club of Decatur #180 | Presidents Office | Publications & Dues | 535.00 | 535.00 | | |
| Rush Truck Leasing | Grounds | Install Pymt Lease/Pu | 2,174.91 | | 2,174.91 | |
| Rutherford Photo Video | Outdoor Exposition Sp | Materials | 96.00 | | | 96.00 |
| S J Smith Company Inc | Welding-Technical Occ | Instructional Supplie | 244.53 | 244.53 | | |
| S J Smith Company Inc | Welding-Technical Occ | Instructional Supplie | 227.37 | 227.37 | | |
| S J Smith Company Inc | Welding-Technical Occ | Instructional Supplie | 583.02 | 583.02 | | |
| S J Smith Company Inc | Welding-Technical Occ | Instructional Supplie | 19.20 | 19.20 | | |
| S J Smith Company Inc | Human Simulator | Instructional Supplie | 78.60 | 78.60 | | |
| S J Smith Company Inc | Club Expenses | Contractual-Other | 9.60 | | | 9.60 |
| SCUP | General Expenses | Publications & Dues | 870.00 | 870.00 | | |
| SIU-C | | Fees Pass Thru Nursin | 455.00 | 455.00 | | |
| SIU-C | | Fees Pass Thru Nursin | 780.00 | 780.00 | | |
| Sam's Club Direct | | Inventory-CentralStor | 33.93 | 33.93 | | |
| Sam's Club Direct | | Accrued Expenses | 500.99 | | | 500.99 |
| Sam's Club Direct | | Inventory-CentralStor | 512.02 | 512.02 | | |
| Sam's Club Direct | Academic Success | Office Supplies | 114.87 | 114.87 | | |
| Sam's Club Direct | Advising and Records | Office Supplies | 78.86 | 78.86 | | |
| Sam's Club Direct | NonCredit | Materials | 420.87 | | | 420.87 |
| Sam's Club Direct | Human Resources | Office Supplies | 32.62 | 32.62 | | |
| Samuels Miller Schroeder Jackson | Board of Trustees | Legal Services-Admin | 3,952.00 | 3,952.00 | | |
| Saunders, Gayle M | Board of Trustees | Meals | 27.95 | 27.95 | | |
| Scantron Corporation | LRC Audio Visual | Materials | 184.95 | 184.95 | | |
| Schwalbe, Barry S | Credit | Meals | 361.67 | | | 361.67 |
| Schwalbe, Barry S | NonCredit | Meals | 273.54 | | | 273.54 |
| Scott Fisher Enterprises Inc | Fairview Plaza O&M | Pest Control | 100.00 | | 100.00 | |
| Scott Fisher Enterprises Inc | Fairview Plaza O&M | Pest Control | 35.00 | | 35.00 | |
| Scott Fisher Enterprises Inc | Fairview Plaza O&M | Pest Control | 50.00 | | 50.00 | |
| Scott Fisher Enterprises Inc | Fairview Plaza O&M | Pest Control | 625.00 | | 625.00 | |
| Securitas | Security | Security | 217.41 | | 217.41 | |
| Securitas | Security | Security | 209.63 | | 209.63 | |
| Securitas | Liab Protection & Set | Security | 3,982.93 | | | 3,982.93 |
| Securitas | Liab Protection & Set | Security | 4,130.72 | | | 4,130.72 |
| Securitas | Security | Security | 145.70 | | 145.70 | |
| Securitas | Liab Protection & Set | Security | 2,768.30 | | | 2,768.30 |
| Sikich LLP | Audit | Audit Services | 17,000.00 | | | 17,000.00 |
| SimplexGrinnell LP | Renovations / Remodel | Building Improvements | 22,781.70 | | | 22,781.70 |
| South Side Control Supply | Maintenance | Maintenance Supplies | 6.39 | | 6.39 | |
| Spectrum Janitorial Supply | | Inventory-CentralStor | 476.82 | 476.82 | | |
| Spectrum Janitorial Supply | | Inventory-CentralStor | 20.25 | 20.25 | | |
| Spectrum Janitorial Supply | | Inventory-CentralStor | 492.98 | 492.98 | | |
| Spectrum Janitorial Supply | | Inventory-CentralStor | 280.46 | 280.46 | | |
| Spectrum Janitorial Supply | | Inventory-CentralStor | 381.39 | 381.39 | | |
| Spectrum Janitorial Supply | | Inventory-CentralStor | 109.50 | 109.50 | | |
| Spectrum Janitorial Supply | | Inventory-CentralStor | 193.45 | 193.45 | | |
| Spectrum Janitorial Supply | | Inventory-CentralStor | 293.62 | 293.62 | | |
| PAGE TOTALS | | | 68,698.15 | 11,175.89 | 3,559.26 | 53,963.00 |

Richland Community College
 Bills Presented for Ratification
 JULY 1516

| Vendor Name | Function | Object | Invoice Amount | Educational Fund | O & M Fund | Other Fund |
|----------------------------------|-----------------------|-----------------------|----------------|------------------|------------|------------|
| Spectrum Janitorial Supply | | Inventory-CentralStor | 45.29 | 45.29 | | |
| Spectrum Janitorial Supply | | Inventory-CentralStor | 407.72 | 407.72 | | |
| Spectrum Janitorial Supply | | Inventory-CentralStor | 194.84 | 194.84 | | |
| Spectrum Janitorial Supply | | Inventory-CentralStor | 496.46 | 496.46 | | |
| Spectrum Janitorial Supply | | Inventory-CentralStor | 78.00 | 78.00 | | |
| Spectrum Janitorial Supply | | Inventory-CentralStor | 92.50 | 92.50 | | |
| Spectrum Janitorial Supply | | Inventory-CentralStor | 106.45 | 106.45 | | |
| Star Silkscreen Design Inc | YouthLeadershipInstit | Materials | 224.95 | | | 224.95 |
| State Universities Retirement | | SURS 8% | 1,464.90 | 1,464.90 | | |
| State Universities Retirement | | SURS 8% | 42,273.83 | 42,273.83 | | |
| State Universities Retirement | | SURSRetiremtInstallPu | 131.00 | 131.00 | | |
| State Universities Retirement | | SURS 1/2% | 4,870.14 | 4,870.14 | | |
| State Universities Retirement | | SURS 8% | 43,191.12 | 43,191.12 | | |
| State Universities Retirement | | SURS 8% | 1,426.13 | 1,426.13 | | |
| State Universities Retirement | | SURSRetiremtInstallPu | 131.00 | 131.00 | | |
| State Universities Retirement | | SURS 1/2% | 4,993.24 | 4,993.24 | | |
| Striglos Office Equipment | | Inventory-CentralStor | 267.31 | 267.31 | | |
| Striglos Office Equipment | | Inventory-CentralStor | 115.90 | 115.90 | | |
| Svensden Florists Inc | Presidents Office | Materials | 50.00 | 50.00 | | |
| The Decatur Club | Presidents Office | Publications & Dues | 65.00 | 65.00 | | |
| The Omni Group | General Expenses | Bank Service Charges | 8.00 | 8.00 | | |
| Tucker, Brian J | | Other Current Obligat | 180.00 | | | 180.00 |
| Tury, Joe | Graphics | Graphic Supplies | 4.19 | 4.19 | | |
| U S Postmaster | Business&IndustryAdmi | Postage | 5,200.00 | | | 5,200.00 |
| USA Clean Inc | Custodial | Maintenance Supplies | 55.14 | | 55.14 | |
| United Parcel Service | Academic Lab Support | Postage | 46.44 | 46.44 | | |
| United Parcel Service | Sequestration Proj | Postage | 16.74 | | | 16.74 |
| United Parcel Service | General Expenses | Postage | 33.90 | 33.90 | | |
| United Parcel Service | | Receivable-BrushColl | 4.16 | 4.16 | | |
| United Parcel Service | NonCredit | Postage | 4.43 | | | 4.43 |
| United Parcel Service | Maintenance | Postage | 17.85 | | 17.85 | |
| United Parcel Service | General Expenses | Postage | 31.61 | 31.61 | | |
| United Way of Decatur/Macon Cnty | | United Way | 160.67 | 160.67 | | |
| United Way of Decatur/Macon Cnty | | United Way | 160.67 | 160.67 | | |
| Verizon Wireless | Admission and Recruit | Telephone | 50.02 | 50.02 | | |
| Verizon Wireless | Utilities | Telephone | 236.90 | | 236.90 | |
| Verizon Wireless | Utilities | Telephone | 286.72 | | 286.72 | |
| WDKR Radio Station | Marketing | Advertising | 126.00 | 126.00 | | |
| WXFM | Marketing | Advertising | 126.00 | 126.00 | | |
| Wal-Mart | Child Care Services | Snacks and Milk | 94.08 | | | 94.08 |
| Webster Cantrell Hall | GED-AB & ASE | Materials | 5.00 | 5.00 | | |
| World Point ECC Inc | Credit | Instructional Supplie | 190.35 | | | 190.35 |
| World Point ECC Inc | Credit | Instructional Supplie | 647.49 | | | 647.49 |
| World Point ECC Inc | Allied Health | Instructional Supplie | 102.85 | 102.85 | | |
| Xerox Corp | Copy Center | Printing | 307.11 | | | 307.11 |
| Xerox Corp | Copy Center | Printing | 105.90 | | | 105.90 |
| Xerox Corp | Copy Center | Install Pymt Lease/Pu | 1,618.36 | | | 1,618.36 |
| Xerox Corp | Copy Center | Install Pymt Lease/Pu | 2,307.74 | | | 2,307.74 |
| Xerox Corp | Copy Center | Install Pymt Lease/Pu | 194.99 | | | 194.99 |
| | | PAGE TOTALS | 112,949.09 | 101,260.34 | 596.61 | 11,092.14 |

Richland Community College
 Bills Presented for Ratification
 JULY 1516

| Vendor Name | Function | Object | Invoice Amount | Educational Fund | O & M Fund | Other Fund |
|-----------------|-----------|-----------------------|-------------------|---------------------|---------------|---------------|
| ----- | ----- | ----- | ----- | ----- | ----- | ----- |
| emsi | Institutl | Effectivene Materials | 10,000.00 | 10,000.00 | | |
| Student Refunds | | | 11,448.71 | 11,448.71 | | |
| | | PAGE TOTALS | 21,448.71 | 21,448.71 | 0.00 | 0.00 |
| | | AP GRAND TOTAL | 1,082,714.05 | 546,235.36 | 141,452.13 | 395,026.56 |