




# BOARD OF TRUSTEES

January 20, 2015

REGULAR MEETING 5:30 P.M. | RICHLAND COMMUNITY COLLEGE BOARD ROOM



**Richland Community College**

One College Park | Decatur, Illinois 62521 | 217.875.7200 | [richland.edu](http://richland.edu)

**RICHLAND COMMUNITY COLLEGE  
DISTRICT NO. 537  
BOARD OF TRUSTEES REGULAR MEETING  
ONE COLLEGE PARK – DECATUR, ILLINOIS 62521**

**January 20, 2015**

**AGENDA**

**The Vision: To be the premier source for education, workforce training, partnerships, and economic development.**

**College Mission: To provide innovative educational environments, opportunities, and experiences that enable individuals, communities, and the region to grow, thrive, and prosper.**

**Core Values: Commitment, Respect, Excellence, Accountability, and Diversity**

- I. Convening of the Regular Meeting – 5:30 p.m.
  - A. Call to Order
  - B. Roll Call
  
- II. ***Minutes of the Regular Meeting on December 16, 2014***
  
- III. Appearance of Citizens and Introduction of Guests
  
- IV. Written Communications
  - Thank you notes were received from Julie Smith of Governor Quinn's office thanking Dr. Saunders and Lisa Gregory for the support, guidance and leadership they have provided over the past few years.
  
  - Correspondence was received from Illinois Community College System notifying approval of the following Certified programs: Diesel Service Technician (8 credit hours), Diesel Engine Rebuilder Certification (12 credit hours), Diesel Transmission Specialist Certification (12 credit hours), Steering & Suspension Specialist Certification (16 credit hours), Diesel Drive Train Specialist Certification (16 credit hours), Diesel HVAC Specialist Certification (16 credit hours), and Diesel Performance Specialist Certification (20 credit hours).
  
  - College Activities Report
  
  - Personnel Update
  
  - Construction Report

V. Special Reports

- A. Report of the President
  - 1. College Spotlight – Math Enrichment Center – Leanne Brooks, Director, Academic Success Center and Andrew Hynds, Dean Mathematics and Sciences Division
- B. Report of ICCTA
- C. Report of Student Trustee
- D. Report of Agreements/Contracts signed by President Saunders for the month of December 2014

VI. Executive Session (IVORY COLOR)

VII. Consent Agenda

- A. ***New Employment Ratification***
  - 1. Roger Kent Mears – Full-Time Tenure Track Collision Repair Technology Instructor – effective January 5, 2015.
- B. ***Change of Employment***
  - 1. Jessica Pickel – Director, Adult Education – effective January 21, 2015
- C. ***Authorization in Compliance with 5 Illinois Compiled Statutes 120/12.06***

VIII. Old Business (BLUE COLOR)

- A. ***Approval of Enterprise Zone Participation***

IX. New Business (IVORY COLOR)

- A. ***Approval for a Protection, Health, & Safety Project to Extend the Fire and Security Systems Resolution No. 14-16***

X. Financial Report (GREEN COLOR)

- A. ***Treasurer's Report and Financial Statement (WHITE COLOR)***
- B. ***Bills for Ratification***

XI. Items from the Board

XII. Adjournment

***Bold and Italics Denotes Action Items***

## BOARD BOOK ANNUAL CALENDAR

### JANUARY 2015

Reports

Consent Agenda

New Business

### FEBRUARY 2015

Reports

Consent Agenda

Recommendation for  
Approval of Tuition

New Business

Recommendations for  
Tenure

Recommendation for  
Approval of Fees

### MARCH 2015

Reports

Consent Agenda

New Business

Recommendations for Faculty  
Promotions in Rank

Recommendation to Grant  
Professor Emeritus Status

Recommendation to Grant  
Staff Emeritus Status

Recommendation for  
Professional Leave

Strategic Plan 2015-2018

### APRIL 2015

Tenure and Promotion  
Recognition Dinner

Student Government  
Election Results

Report from Board  
Secretary regarding  
Election of Student  
Trustee

Seating of New Student  
Trustee

Reports

### MAY 2015

Reorganization of  
Board of Trustees

Reports

Consent Agenda

New Business

Tentative Budget

Other

RCC Commencement

ICCTA Lobby Day

### JUNE 2015

Public Hearing for Budget

Reports

Strategic Plan Quarterly Report

Consent Agenda

New Business

Resolution Adopting Budget

Compliance with Prevailing  
Wage Act

State Capital Funding Request  
RAMP

Resolution Transferring  
Earnings

Review of Minutes of Previous  
Executive Sessions

Other

ICCTA Annual Convention

## BOARD BOOK ANNUAL CALENDAR

### JULY 2015

**Reports**

**Consent Agenda**

Other

Annual Foundation Board Meeting

### AUGUST 2015

**Reports**

Institutional Year Book Program Review Presentation

**Consent Agenda**

### SEPTEMBER 2015

**Reports**

**Consent Agenda**

### OCTOBER 2015

**Reports**

**Consent Agenda**

**Distribution of Audit Reports – RCC & Brush College, LLC**

Strategic Plan Quarterly Update

### NOVEMBER 2015

**Reports**

Audit Presentation

**Consent Agenda**

**Calendar of Regular Meetings of Board of Trustees**

Audit Presentation

Old Business

Acceptance of Audit

**Financial Report**  
Discussion of Tax Levy

### DECEMBER 2015

**Reports**

**Consent Agenda**

**Old Business**  
**Resolution for Fiscal Year Tax Levy**

**Review of Minutes of Previous Executive Sessions**

Other

Winter Board Retreat

Strategic Plan Priorities Results Report



### College Vision

To be the Premier Source for  
Education, Workforce  
Training, Partnerships and  
Economic Development.

### College Mission

The mission of Richland  
Community College is to  
provide innovative  
educational environments,  
opportunities, and  
experiences that enable  
individuals, communities, and  
the region to grow, thrive, and  
prosper.

### Core Values

- Commitment
- Respect
- Excellence
- Accountability
- Diversity

## Richland Community College Strategic Plan 2011-2014

### Goal 1: Advance student access, engagement, and success.

- Strategy A: To advance student access by providing a comprehensive system for enrollment, student services, and scheduling.
- Strategy B: To enhance educational engagement in and out of the classroom.
- Strategy C: Support student success through enhanced readiness, persistence, retention, and completion.

### Goal 2: Cultivate a sustainable institutional environment.

- Strategy A: Create and implement an institutional sustainability master plan.
- Strategy B: Increase activities that enhance mental, physical, and professional wellness for employees, students, and their families.
- Strategy C: Enhance processes that promote ecological health.
- Strategy D: Enhance processes and increase activities that promote diversity and social justice.
- Strategy E: Ensure sustainability of the College's human resources.
- Strategy F: Enhance processes that promote financial vitality.

### Goal 3: Enhance community engagement and partnerships.

- Strategy A: Advance and broaden business relationships that align with college programmatic & fiscal needs in a sustainable fashion.
- Strategy B: Strengthen relationships that create new opportunities for P-20 education.
- Strategy C: Strengthen relationships that create new opportunities for continuing education.
- Strategy D: Create a proactive presence in the community and within local service organizations.
- Strategy E: Work collaboratively with local, state, and federal government.
- Strategy F: Continue to promote partnerships in workforce training and economic development while exploring new opportunities to enhance regional employment potential.

## Strategic Plan

### L2 Division/Department/Area Balanced Scorecards

### L1 Institutional Balanced Scorecard

### Dashboard

### Annual Performance Report

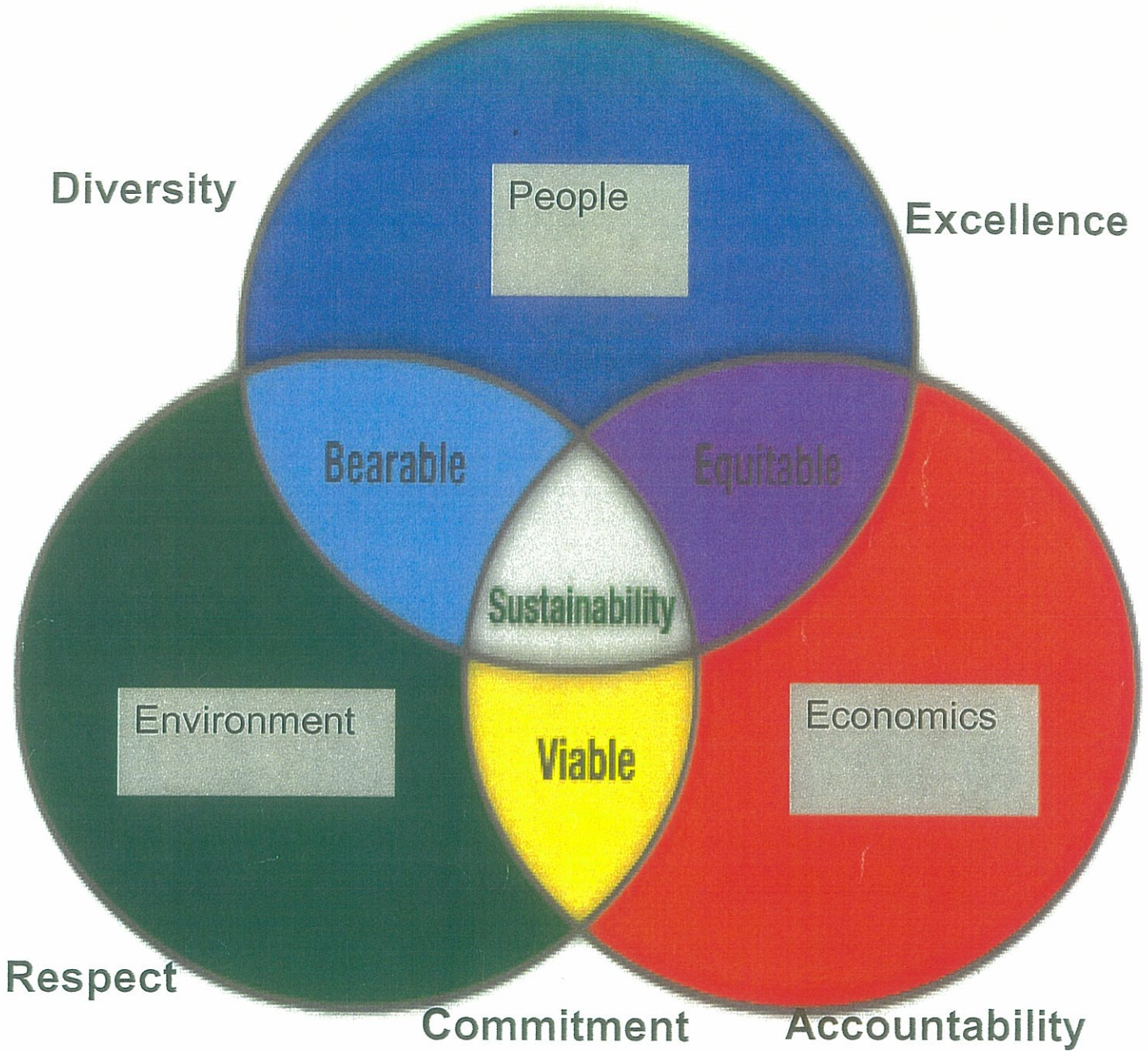
Implementation and  
Performance

Public  
Accountability

Implementation and  
Performance

Public  
Accountability

*Principles of Sustainability*



**MINUTES OF BOARD OF TRUSTEES REGULAR MEETING  
DISTRICT NO. 537  
RICHLAND COMMUNITY COLLEGE  
ONE COLLEGE PARK – DECATUR, ILLINOIS 62521**

**December 16, 2014**

**CONVENING OF THE MEETING**

Call to Order The regular meeting was called to order at 5:30 p.m. Tuesday, December 16, 2014, in Conference Room A/B of the College by Chairman Campbell. Chairman Campbell also recited the College Vision, Mission, and Core Values.

Roll Call

Trustees Present: Bruce Campbell, Tom Ritter, Dale Colee, Dr. David Coopriider, Wayne Dunning, Dr. Larry Osborne, Randy Prince, Paris Woods

Trustees Absent: None

Also present: Dr. Gayle Saunders and other staff members

**MINUTES OF PREVIOUS MEETING**

The minutes of the regular meeting of November 18, 2014, had been distributed to the Board prior to this meeting.

**Dr. Osborne moved to approve the minutes of the regular meeting of November 18, 2014. Prince seconded. Voice vote being all ayes, Chairman Campbell declared the motion carried.**

**APPEARANCE OF CITIZENS AND INTRODUCTION OF GUESTS**

Dr. Saunders introduced John Smith, Training Coordinator, CDL Program, Continuing and Professional Education and Cynthia Shupe, Highway Construction Careers, Continuing and Professional Education.

**WRITTEN COMMUNICATIONS**

1. Correspondence was received from Albert Weidlich thanking Richland Community College for providing tuition free classes to Seniors, complimenting Dr. Robert Tyler, and the wonderful art displayed in the Erlanson Gallery.

2. Correspondence was received from The University of Illinois Motorcycle Rider Program and the Illinois Department of Transportation for Richland Community College's help in making the 39<sup>th</sup> consecutive year of safety education a success.
3. Correspondence was received from Sherry Bird complimenting Associate Professor Karen Vercillino for her commitment to her class and students of Richland Community College.
4. Dr. Saunders received a congratulatory note and thank you from Ruth Cortright for being selected as one of the recipients of the Herald and Review's Business Journal 20 Over 50.

#### 5. College Activities Report

- Richland Community College will be closed December 24 through January 4 in observation of the Holiday Break.
- Spring Registration resumes on January 5, 2015.
- Spring Convocation will be held on January 7, 2015, at 2:00 PM in the Shilling Auditorium.
- The Eighth Grade Career Fair will be held on January 6<sup>th</sup>, 7<sup>th</sup>, and 8<sup>th</sup>, 2015. Eighth grade students from 13 attendance centers are on campus learning about various careers.
- Parent/Child Orientation for the Adele P. Glenn Early Childhood Education Center will be held on January 8, 2014 for parents interested in enrolling their children in the programs available.
- The Adjunct Faculty 2015 Spring Retreat will be held on January 9, 2014.
- Theatre 7's Production of "Hallelujah Girls" will run January 9<sup>th</sup> through the 11<sup>th</sup>.
- Spring Semester begins on January 12, 2015.

#### 6. Personnel Report

##### Retirements, Resignations, and Terminations

- Kelly Gagnon, Director, Adult Education, Economic Development and Innovative Workforce Solutions, effective December 12, 2014
- Marci Rockey, Director, Student Engagement, Student Success, effective December 19, 2014
- Rebecca Rauff, Literacy Specialist, Project READ, effective December 31, 2014

##### New Employees

- Cynthia Shupe, Training Coordinator, Highway Construction Careers, Continuing and Professional Education, effective November 19, 2014

## 7. Construction Report

Greg Florian provided a written overview of the construction progress on the Workforce Development Institute, Culinary Arts Institute, Early Childhood Education Center, Welding Lab and the Student Success Center.

Dr. Saunders announced that the next Board meeting will be held in E181 in the Dwayne O. Andreas Agribusiness Center. Monthly meetings will occur there until the new Board room is completed and throughout 2015.

## **SPECIAL REPORTS**

### **REPORT OF THE PRESIDENT**

1. The Dedication for the Workforce Development Institute was held December 9, 2014. We had a great turnout for the event and a thank you to those of you that were able to attend.
2. The Joint Holiday Dinner between the Board of Trustees and Foundation Board of Directors was held on December 2, 2014 at South Side Country Club. This was a wonderful evening of fun, good food and networking.
3. The collaborative partnership between Richland Community College and Mercy Kitchens was aired by Channel 20 news in Springfield. Thanks, again, to Chef Tucker for his hard work and accomplishments of the past year.
4. The Winter Board Retreat has been rescheduled for January 30 and 31<sup>st</sup>.
5. The Foundation conducted its first Capital Campaign Cabinet meeting for the Business Education Center on December 4<sup>th</sup>. Larry Foster, Campaign Chairman, outlined the goals of the campaign, the organizational structure and reviewed the campaign prospects.
6. The close of the Fall semester and final exams took place the week of December 8<sup>th</sup>. The Student Government Association provided several opportunities for students to take a mental break. They hosted the Kwanzaa Celebration, the Annual Art Bazaar, a Cookie Celebration, Stuff-A-Bear activity, and massages.
7. Staff are busy getting the word out about the importance of anyone considering higher education to get their Free Application for Federal Student Aid (FAFSA) completed and submitted. Richland Community College partnered with the Education Coalition, Millikin University, and the Illinois Student Assistance Commission on a FAFSA seminar at the Madden Arts Center. Richland Community College will hold multiple workshops on campus and at our extension center in Fairview Park Plaza to assist students and parents in filling out the forms.

8. Senator Chapin Rose will host a meet and greet for a member of Governor-elect Rauners' central Illinois team at the Center for Sustainability and Innovation on December 18, 2014 starting at 8:30 AM.
9. Representative Sue Scherer will hold a press conference regarding the Illinois Department of Transportation's Highway Construction Careers Train Program tomorrow at 10:00 a.m. in the Mueller Student Center. Richland Community College has contracted with ICCB to offer the program and Representative Scherer promoted the opportunity for Richland to deliver this education. The purpose of this program is to increase the total number of historically underutilized individuals working on highway construction projects. It consists of 8-week sessions and OSHA 10 certification.
10. The Associate Degree Nursing Pinning Ceremony was held on December 11, 2014 in the Shilling Auditorium and 25 Nursing graduates received their pins.
11. The College Holiday Celebration was held on December 12, 2014 at Scovill Golf Course. We had a great turn out and everyone had a wonderful time.
12. A copy of proposed technical changes for Board Policy 1.12, Citizens Addressing the Board, is at each place. We will discuss it at the retreat next month.
13. Next month, we will recommend the approval of the Life Safety Project - connecting fiber optics to the Macon County Soil and Water Conservation Center, enabling Richland Community College fire alarm system and video security system. This project will also allow internet services to be provided. This is a \$40,000 project.
14. Spotlight: Gianina Baker provided the end-of-year results report on the 2014 Strategic Plan Priorities and Update on the work of the 2015-2018 Strategic Plan Committee.

### **REPORT OF ICCTA**

Mr. Colee reported that the 2015 National Legislative Summit will be held February 9 through the 12<sup>th</sup> in Washington, D.C. and that Chairman Campbell, Tom Ritter, Dale Colee, Dr. Saunders and Lisa Gregory would be attending.

### **REPORT OF STUDENT TRUSTEE**

Student Trustee Paris Woods reported on the upcoming events at Richland Community College. The activities are listed in the board book.

## **AGREEMENTS/CONTRACTS AUTHORIZED BY PRESIDENT SAUNDERS FOR THE MONTH OF OCTOBER 2014**

During the month of November Dr. Saunders signed a Career and Technical Education Dual Credit Enhancement Grant Agreement.

### **CONSENT AGENDA**

A recommendation to accept Darin Richardson as Tenure Track Diesel Medium and Heavy Truck Technology Instructor was proposed for adoption to the Board.

**Mr. Prince moved to approve the consent agenda including the employment of Darin Richardson as Tenure Track Diesel Medium and Heavy Truck Technology Instructor, effective January 5, 2015. Coopriider seconded. Voice vote being all ayes, Chairman Campbell declared the motion carried.**

### **OLD BUSINESS**

A recommendation to accept Resolution No. 14-14: 2014 Tax Levy, was proposed for adoption to the Board.

**Coopriider moved to accept Resolution No. 14-14 Tax Levy as presented. Dunning seconded. Voice vote being all ayes, Chairman Campbell declared the motion carried.**

### **NEW BUSINESS**

The Enterprise Zone Renewal Resolution 14-13: Resolution Providing for the Enterprise Zone Participation was presented to the Board for approval. The current Macon County Zone is set to expire at the end of 2015.

**Prince moved to accept the Enterprise Zone Renewal, Resolution No. 14-13. Osborne second. Voice vote being all ayes, Chairman Campbell declared the motion carried.**

The Board was presented and asked to adopt a New Curriculum – American Sign Language/Interpreting AAS Degree and the five associated academic Certificates.

**Osborne moved to accept the adoption of New Curriculum – American Sign Language/Interpreting AAS Degree and the five associated academic Certificates. Prince seconded, Voice vote being all ayes, Chairman Campbell declared the motion carried.**

Resolution 14-15: Corporate Authorization Resolution for Financial Services was presented to the Board for adoption.

**Prince moved to approve the adoption of the Corporate Authorization Resolution for Financial Services, Resolution No. 14-15. Osborne second, Voice vote being all ayes, Chairman Campbell declared the motion carried.**

## **FINANCIAL REPORT**

### **Bills Payable**

The November 2014 Treasurer's Report and Financial Statement were presented to and discussed with the Board.

A list of bills paid in the amount of \$2,499,389.25 for November 2014 was distributed to the Board prior to the meeting.

**Prince moved to ratify the November bills paid and approve the Financial Statement subject to audit. Osborne seconded. Roll call vote being all ayes, Chairman Campbell declared the motion carried.**

## **REVIEW OF MINUTES OF PREVIOUS CLOSED SESSION**

A recommendation for continued confidentiality of closed (executive) session minutes was presented to the Board.

**Coopriider moved the Board of Trustees approve the continued confidentiality of the closed session minutes, as presented. Osborne seconded. Voice vote being all ayes, Chairman Campbell declared the motion carried.**

## **ITEMS FROM THE BOARD**

Mr. Colee complimented the work of Kelly Gagnon as Director of Adult Education and asked that she be thanked for all that she has done for Richland Community College.

Dr. Osborne commented on the exciting times for students, families and guests when he attended the Nursing Pinning Ceremony.

Mr. Dunning and Mr. Campbell thanked the staff for their wonderful efforts on another great year and blessings for the holiday season.

**ADJOURNMENT**

**Prince moved and Dunning seconded to adjourn the meeting at 6:50 p.m.**

---

Dr. David Coopridge, Secretary

## **APPEARANCE OF CITIZENS AND INTRODUCTION OF GUESTS**

## WRITTEN COMMUNICATIONS



December 2014

Dear Gayle -

I want to send a note of thanks for your support and your leadership during the time I spent in the Governor's Office. It was a pleasure to work with you and many of the other College presidents. Your work

is so essential to the future of our State. I admire all that you have achieved at Richland and I know that there will be more to come. I hope that the State will be able to invest more in higher education in the near future.

Have a wonderful holiday.

Fond regards,

Julie Smith



December 2014

Dear Lisa,

I wanted to send a note of thanks for your support and guidance over the past few years. I very much appreciated your help and your generosity of time to assist on many issues. It was a pleasure to work

with you.

I hope that you have a wonderful holiday and bright 2015. I hope that our paths will cross again.

With fond regards,

Julie



Alexi Giannoulis  
Chairman

Karen Hunter Anderson, Ph.D.  
Executive Director

*proudly serving the*

## Illinois Community College System



December 8, 2014

Dr. Gayle Saunders, President  
Richland Community College  
One College Park  
Decatur, Illinois 62521-8513

Dear Dr. Saunders:

This letter is notification that the following Certificate programs were granted approval effective December 4, 2014:

- Diesel Service Technician Certificate (8 credit hours)
- Diesel Engine Rebuilder Certificate (12 credit hours)
- Diesel Transmission Specialist Certificate (12 credit hours)
- Steering & Suspension Specialist Certificate (16 credit hours)
- Diesel Drive Train Specialist Certificate (16 credit hours)
- Diesel HVAC Specialist Certificate (16 credit hours)
- Diesel Performance Specialist Certificate (20 credit hours)

Because certificates do not require approval of the Illinois Board of Higher Education, these basic certificate programs may be implemented immediately. If you have not already done so, please submit the appropriate curriculum and related course addition requests for updating your college's master files at this time. Doing so will ensure the college receives the appropriate credit hour reimbursement funding.

Sincerely,

Brian Durham  
Senior Director for Academic Affairs  
and Career & Technical Education

cc: Denise Crews, Vice President of Academic Services –Richland Community College  
Jack Adwell, Dean-Business & Technology – Richland Community College  
Tricia Broughton, ICCB

TO: Dr. Gayle Saunders  
FROM: Lisa Gregory  Executive Director, Public Information and Chief of Staff  
DATE: January 8, 2015  
SUBJECT: College Activities Report

Please find attached the *Richland Community College Activities Report* for the current month and a preview of next month. The *Activities Report* is meant to provide information on items of College-wide and community interest and to spotlight the variety of activities and events in which the College is engaged.

## **January 2015**

- January 20, 27 FAFSA Workshops  
10:30 a.m. – Noon – Online Learning, W142, Main Bldg.
- January 21, 28 FAFSA Workshops  
3:00 – 4:30 p.m. – Online Learning, W142, Main Bldg.
- January 22, 29 FAFSA Workshops  
5:00 – 6:30 p.m. – Workforce Development Institute

## **February 2015**

- February 3 RCC Black History Month Soul Food Lunch – provided by  
Student Engagement  
Noon – Mueller Student Center
- February 4 Worldwide Youth in Science and Engineering (WYSE)  
Competition  
8:00 – 1:30 p.m. – Shilling Community Education Center  
Approximately 200 high school students in the Richland  
District will be participating in specialized testing. Over  
\$30,000 in Richland scholarships will be given to the  
winners.
- February 14 “Gardening Insights” – A Master Gardener event  
8 a.m. – 4 p.m. – Shilling Salons  
Cost: \$25 – includes class, lunch, and speaker  
Register online: [web.extension.illinois.edu/dmp/](http://web.extension.illinois.edu/dmp/) or call  
877-6042  
Workshops on houseplants, wildflowers, gardening with  
children, landscape trees.
- February 16 Presidents’ Day (College Closed)
- February 18 Board of Trustees Meeting  
5:30 p.m. – Board Room

To: Dr. Gayle Saunders, President

From: Richard Gschwend, Director, Human Resources



Date: January 5, 2015

Subject: Personnel Update

**New Employee**

| <b>Name</b>  | <b>Position</b>   | <b>Start Date</b> |
|--------------|---|-------------------|
| David Altig  | Construction Occupations Instructor,<br>Logan Correctional Center   | 01/05/15          |
| Lori Shimizu | Literacy Specialist,<br>Project READ                                | 01/05/15          |
| Dennis Shull | Construction Occupations Instructor,<br>Lincoln Correctional Center | 01/05/15          |

## MEMORANDUM

## BUSINESS SERVICES

---

**To:** Dr. Gayle Saunders  
**From:** Greg Florian *Greg*  
**Date:** January 7, 2015  
**Re:** Construction Project Status

### Current Construction Projects

**Student Success Center** – Bids for the General and Electrical contracts were bid on December 18, 2014. Bodine Electric Incorporated was the low bidder for the electrical work and Korte & Luitjohan of Highland, Illinois was the low bidder for the General work. The new construction total for all bids including alternates is \$4,855,873 which is within the amount appropriated and the College's matching funds. The project total cost is \$6.3 million. This amount includes A&E fees, reimbursable, and administrative fees.

The CDB has submitted the information to the Chief Procurement Office for review and consideration. Once they receive the appropriate approvals, the CDB can proceed with the necessary paperwork for awarding the contracts.

The construction project has a 370 day start to completion schedule.

**Culinary Arts Institute** – Completed

**Workforce Development Institute** – Completed

**Early Childhood Development Center** – Completed

**Welding Area Renovations** – A few punch list items have been corrected and this phase is essentially completed.

**Extension of the Fire and Security System** – This project will allow the connection of the Soil and Water Building to the College's fiber network which will connect that facility to the College's central fire alarm system as well as the Video Security System.

Funding for the project will be from remaining Protection, Health, & Safety Funding. Consideration for this project will be presented to the Board of Trustees at their January meeting.

**SPECIAL REPORTS**

**Richland Community College**  
**STUDENT GOVERNMENT ASSOCIATION**  
**BOARD REPORT**

*January 2015*

**Student Trustee: Paris Woods**

---

*President:* Kaylie Griffin    *Vice-President:* Dillan Brown    *Secretary:* Shari Mariner    *Treasurer:* Vacant

---

**Student Engagement Activities:**

- 1/26: Caricature Artist
- 2/6: Family Movie Night- Big Hero 6

**Black History Month Events:**

- 2/3: Soul Food Luncheon
- 2/18: Joanne Maddox- Life Lessons From the Divas
- 1/15: Michelle Duster- author, speaker, personal historian, and Great-granddaughter of Ida B. Wells

**Other Events:**

- 2/7: FAFSA Frenzy
- 2/10: CEHFA's Silent Games Night



**MONTHLY REPORT OF RICHLAND COMMUNITY COLLEGE  
AGREEMENTS/CONTRACTS**

**AUTHORIZED BY PRESIDENT SAUNDERS FOR THE MONTH OF**

**January 2015**

12/29/2014 Dr. Saunders signed an agreement/partnership between Richland Community College and Nebraska Book Company, Inc. for the operations of the bookstore until September 30, 2020.

## **EXECUTIVE SESSION**

**Executive Session- January 20, 2015**


**MOTION FOR CLOSED SESSION**

**I move that the Board enter into closed session for the purpose of discussing individual employments, as specified in Section 2 (c) (1); for the purpose of discussing collective negotiating matters, as specified in Section 2 (c) (2); for discussion of purchase or lease of real property, as specified in Section 2 (c) (5); for discussion of pending or probable litigation, as specified in Section 2 (c) (11); and for self-evaluation, as specified in Section 2 (c) (16) of the Open Meetings Act.**

**Richland Community College is in compliance with Public Act 93-0523, requiring the tape or video recording of all executive sessions.**

## CONSENT AGENDA

TO: Board of Trustees

FROM: Dr. Gayle Saunders 

DATE: January 20, 2015

SUBJECT: Consent Agenda

Mr. Chairman, Members of the Board, the following items are presented as a consent agenda to be acted upon within the same motion. Any Board member may remove an item from the consent agenda to be acted upon separately. Supporting documentation for each consent agenda item is attached.

Therefore, it is recommended that the Board of Trustees approve the following:

- A. New Employment Ratification
  - 1. Roger Kent Mears – Full-Time Tenure Track Collision Repair Technology Instructor – effective January 5, 2015
  
- B. Change in Employment
  - 1. Jessica Pickel – Director, Adult Education – effective January 21, 2015
  
- C. Authorization in Compliance with 5 Illinois Compiled Statutes 120/2.06

## EMPLOYMENT

To: Dr. Gayle Saunders, President  
From: Richard Gschwend, Director, Human Resources  
Date: December 23, 2014  
Subject: Employment of Full-Time Tenure Track  
Collision Repair Technology Instructor



As requested by Dr. Doug Brauer, Vice President, Economic Development and Innovative Workforce Solutions, and Richard Gschwend, Director, Human Resources, it is recommended that Roger Kent Mears be appointed to the position of Full-Time Tenure Track Collision Repair Technology Instructor.


Mr. Mears is qualified and holds certificates in several areas of automotive body repair, including automotive repair, collision repair, glass installation, painting and detailing. Mr. Mears holds a high school degree. Qualifications include an Inter-Industry Conference on Auto Collision Repair (I-CAR) certification and Glass Replacement certification.

Mr. Mears is currently employed with Newell's Auto Body in Decatur, Illinois, as an Auto Body Technician. Mr. Mears brings over thirty years of automotive body repair and related customer service experience. Community activities include serving as a Hunter Safety Instructor and a Central Illinois Honor Flight volunteer.

Kent is currently an Adjunct Instructor at Richland Community College in Automotive Technology.

Based on his educational background and experience, it is recommended that Roger Kent Mears be appointed Full-Time Tenure Track Collision Repair Technology Instructor, with an effective date of January 5, 2015.

c Dr. Doug Brauer

To: Dr. Gayle Saunders, President  
From: Richard Gschwend, Director, Human Resources   
Date: January 13, 2015  
Subject: Change of Employment – Director, Adult Education

As requested by Dr. Doug Brauer, Vice President, Economic Development and Innovative Workforce Solutions, and Richard Gschwend, Director, Human Resources, it is recommended that Jessica Pickel be appointed to the position of Director, Adult Education.

Ms. Pickel earned her Bachelor of Arts degree in Speech Communications from the University of Illinois, Urbana-Champaign, and her Master of Education degree in Educational Organization and Leadership, also from the University of Illinois.

Jessica currently works as Assistant to the Dean, Health Professions at Richland Community College, a position held since 2009. In this role, Jessica helps students understand and navigate the academic and clinical requirements of various health professions programs. Jessica's previous academic advising experience includes roles at Richland Community College and at the University of Illinois.

Prior to joining Richland, Jessica worked with the Illinois Community College Board as Director of Academic Affairs. In this role, Jessica assisted with ICCB processes relating to new courses and curricula, transfer articulation, and college readiness.

Jessica is active in various College Continuous Improvement initiatives, and has served on several committees, including the Policy and Communications Committee and the Institutional Effectiveness Group.


Based on her educational background and experience, it is recommended that Jessica Pickel be appointed Director, Adult Education, with an effective date of January 21, 2015.

c. Dr. D. Brauer

**AUTHORIZATION IN COMPLIANCE WITH 5 ILLINOIS COMPILED STATUTES  
120/2.06**



TO: Board of Trustees

FROM: Dr. Gayle Saunders 

DATE: January 12, 2015

SUBJECT: Authorization in Compliance with 5 Illinois Compiled Statutes 120/2.06  
(Destruction of Closed Session Audio Recordings)


Mr. Chairman, Members of the Board, Section 120/2.06 of the Illinois Open Meetings Act states that the verbatim record of a closed session may be destroyed without notification to or the approval of a records commission or the State Archivist under the Local Records Act or the State Records Act no less than 18 months after the completion of the meeting recorded.

In addition, the Act states that the verbatim record may be destroyed only after the public body approves the destruction of a particular recording and the public body approves minutes of the closed session that complies with requirements for written minutes.

At this time, the verbatim recording of the closed session held July 16, 2013 will meet the required 18-month waiting period on January 16.

**Therefore, it is recommended that the Board of Trustees authorize the destruction of the verbatim record of the July 16, 2013 closed session.**

**OLD BUSINESS**

TO: Board of Trustees  
FROM: Dr. Gayle Saunders   
DATE: January 20, 2015  
SUBJECT: Restatement of the Approval for Enterprise Zone Participation

Mr. Chairman, Members of the Board, attached is a memorandum from Greg Florian, Vice President, Finance and Administration, requesting ratification of Resolution No. 14-13 with the Change in Title from "RESOLUTION PROVIDING FOR ENTERPRISE ZONE RENEWAL" to "RESOLUTION PROVIDING FOR ENTERPRISE ZONE PARTICIPATION".

Greg will be available to answer any question you may have.

Therefore, it is recommended that the Board of Trustees ratify Resolution No. 14-13 with the Change in Title.

Thank you.



# MEMORANDUM

Business Office

---

To: Dr. Gayle Saunders

From: Greg Florian

Date: January 12, 2015

Re: Restatement of the Approval for Enterprise Zone Participation

At the December 16, 2014, Board Meeting, the Board of Trustees approved a resolution entitled, "**RESOLUTION PROVIDING FOR ENTERPRISE ZONE RENEWAL.**" The College learned after sending the approved resolution to the Economic Development Corporation (EDC) of Decatur and Macon County that the resolution should have been stated as a, "**RESOLUTION PROVIDING FOR ENTERPRISE ZONE PARTICIPATION.**" The current legislation will end all existing enterprise zones on December 31, 2015, thus requiring new zones to be designated. While this is a slight correction, the staff working on the application package felt that it may cause the State to reject the resolution even though no other language in the resolution would require change.

All applications to the State had to be submitted no later than December 31, 2014, at 5:00 p.m. which did not leave an opportunity to have the Board approve a title change. After discussion with the EDC staff, it was determined that EDC make the title change and submit the Enterprise Zone application. The Board of Trustees can ratify the corrected resolution on January 20.

Therefore, it is recommended that the Board of Trustees ratify Resolution No.14-13 with the change in Title.

**RICHLAND COMMUNITY COLLEGE**

**DISTRICT NO. 537**

**ONE COLLEGE PARK**

**DECATUR, ILLINOIS 62521**

**RESOLUTION NO. 14-13:                    RESOLUTION PROVIDING FOR  
ENTERPRISE ZONE PARTICIPATION**

**WHEREAS**, County of Macon, the City of Decatur, the Village of Mt. Zion, the Village of Forsyth, and the Village of Long Creek, (herein after referred to as "the Designating Units of Government") have expressed a desire to apply for a new Illinois Enterprise Zone designation; and,

**WHEREAS**, the Illinois General Assembly passed Senate Bill 3616 as amended on May 31, 2012, and, which was signed into law by the Governor on August 7, 2012, thereby amending the Illinois Enterprise Zone Act (20 ILCS 65511 et. seq.), hereafter referred to as "the Act", under the provisions of Public Act 97-905; and,

**WHEREAS**, the Illinois General Assembly also passed Senate Bill 20 as amended on May 31, 2013, and, which was signed into law by the Governor on July 25, 2013 as Public Act 98-109, portions of which clarified Enterprise Zone related legislation contained in Public Act 97-905 and the Act; and,

**WHEREAS**, the Act provides for a new Illinois Enterprise Zone designation application process administered by the Illinois Department of Commerce and Economic Opportunity, hereafter referred to as "the Department", subject to the approval and concurrence of the state Enterprise Zone Board, here after referred to as "the Board"; and

**WHEREAS**, once approved by the Board and certified by the Department, the Enterprise Zone designation will be in effect from January 1, 2016, through December 31, 2030, subject to review by the Board after the 13th year of existence for an additional ten year designation beginning on the expiration date of the Zone; and

**WHEREAS**, Enterprise Zones provide state and local incentives used to promote the economic growth of the area; to reduce unemployment; and to encourage expansion, rehabilitation, and new construction of structures within the Enterprise Zone; and

**WHEREAS**, the Designating Units of Government have determined and concur that it is desirable and necessary for the Macon County region to apply for a new Enterprise Zone designation for the long term benefit and economic viability of the area; and

**WHEREAS**, the name of the Enterprise Zone shall be the Decatur Macon County Enterprise Zone, herein after referred to as "the Zone".

**WHEREAS**, the Designating Units of Government are seeking agreement with the taxing bodies located within the boundaries of the Decatur Macon County Enterprise Zone, subject to certification by the Department, to abate real property taxes pursuant to requirements in 35 ILS 200/18-170; and,

**WHEREAS**, certain boundaries of the **RICHLAND COMMUNITY COLLEGE DISTRICT #537** taxing district lie or will lie in an area within an Enterprise Zone as outlined in the attached Addendum "A", subject to the certification of the Zone by the Department in accordance with the Act; and

**WHEREAS**, the real property tax abatements will apply only to economic development projects meeting specific criteria outlined below; and

**WHEREAS**, reimbursement provisions will be implemented if recipients of real property tax abatement fail to meet the job creation and/or retention goals, capital investment or changes in equalized assessed valuation, as outlined below, and

**WHEREAS**, **RICHLAND COMMUNITY COLLEGE DISTRICT #537** wishes to participate in the Decatur Macon County Enterprise Zone real property tax abatement program, subject to certification of the Zone by the Department in accordance with the Act.

**NOW, THEREFORE, BE IT RESOLVED BY THE RICHLAND COMMUNITY COLLEGE DISTRICT #537 BOARD OF TRUSTEES:**

That **RICHLAND COMMUNITY COLLEGE DISTRICT #537** hereby abates real property taxes subject to its jurisdiction, on those properties located within the boundaries of the Decatur Macon County Enterprise Zone on which improvements have been constructed, as outlined below:

**SECTION 1 – TERM.** The term of the Zone will be for 15 years commencing on January 1, 2016, and ending at midnight on December 31, 2030, or until such time as the Zone has expired, been decertified by the Department or repealed by the General Assembly or by ordinance of the participating governmental entities, whichever is sooner. After the 13th year, the zone is subject to review by the state Enterprise Zone Board for an additional 10-year designation beginning on the expiration date of the enterprise zone. During the review process, the state Enterprise Zone Board shall consider the costs incurred by the State and units of local government as a result of tax benefits received by the enterprise zone before granting the extension. Upon approval of the state Enterprise Zone Board, the Zone may further be in effect for an additional 10 years beginning January 1, 2031.

**SECTION 2 – PROPERTY TAX ABATEMENT.** Commencing on or after January 1, 2016, taxes on real property levied by the **RICHLAND COMMUNITY COLLEGE DISTRICT #537** shall be abated on property located within the boundary of the Enterprise Zone as certified

by the Department and upon which new improvements have been constructed as follows. In no event shall any abatement of taxes on any parcel exceed the amount attributable to the construction of the improvements or the renovation or rehabilitation of existing improvements on such parcel.

#### A. DEFINITIONS

- 1) "MEMORANDUM OF UNDERSTANDING" OR "MOU" AS DEFINED HEREIN IS THE WRITTEN AGREEMENT BETWEEN THE DECATUR MACON COUNTY ENTERPRISE ZONE ADMINISTRATOR, ON BEHALF OF THE TAXING BODIES PARTICIPATING IN THE DECATUR MACON COUNTY ENTERPRISE ZONE PROPERTY TAX ABATEMENT PROGRAM, AND THE APPLICANT RECEIVING TAX ABATEMENT. THE MOU DEFINES THE TERMS AND CONDITIONS BY WHICH ABATEMENT OF REAL ESTATE PROPERTY TAX IS AUTHORIZED.
- 2) "INDUSTRIAL/MANUFACTURING" AS DEFINED HEREIN, ARE ENTERPRISES WHERE THE MANUFACTURING OR ASSEMBLING OF GOODS TAKES PLACE.
- 3) "WAREHOUSE/DISTRIBUTION/LOGISTIC(S) COMPANIES" AS DEFINED HEREIN, ARE WAREHOUSING AND DISTRIBUTION BUSINESSES THAT ARE ENGAGED IN THE STORAGE AND/OR PACKAGING OF GOODS AND THE TRANSFER OR TRANSPORTATION OF PRODUCTS FROM A POINT OF ORIGIN TO A POINT OF CONSUMPTION.
- 4) "OFFICE/KNOWLEDGE-BASED COMPANIES" AS DEFINED HEREIN ARE ENTERPRISES THAT ARE RESEARCH ORIENTED AND THAT REQUIRE A HIGHLY SKILLED WORKFORCE SUCH AS BIOTECHNOLOGY, ELECTRONICS AND/OR PROFESSIONAL SERVICES SUCH AS ENGINEERING, ARCHITECTURE, FINANCE, LAW AND TELEMARKETING COMPANIES.
- 5) "Retail/Commercial Companies" as described herein, are enterprises in the business of selling products or services in the following categories: Stores selling products to the general public or wholesale customers, restaurants, hotels/motels and related concerns.

6) Exclusions - Retail/Commercial Companies engaged in the following categories of business below shall be ineligible for any property tax abatement as provided herein:

- 1) self-storage (mini warehouse facilities)
- 2) automobile service station
- 3) automatic or self-service coin operated car wash
- 4) commodity scrap processing
- 5) convenience food and beverage store
- 6) gasoline station
- 7) package liquor store
- 8) recycling facility
- 9) cash advance, pay day loan and title loan stores
- 10) adult entertainment venues including adult bookstores

B. That commencing January 1, 2016, taxes on real property levied by **RICHLAND COMMUNITY COLLEGE DISTRICT #537** shall be abated on property located within the Zone and upon which new improvements have been constructed as follows:

- |  |      |
|--|------|
| 1) For taxes levied in the first year of abatement:  | 100% |
| 2) For taxes levied in the second year of abatement: | 80%  |
| 3) For taxes levied in the third year of abatement:  | 60%  |
| 4) For taxes levied in the fourth year of abatement: | 40%  |
| 5) For taxes levied in the fifth year of abatement:  | 20%  |

C. Said abatements shall be for five (5) consecutive years beginning with the real estate taxes payable in the year following the first full year of a facility's commercial operation after which said improvements have been made. Abatement for a specific project will cease after the fifth year or upon expiration, termination or decertification of the Decatur Macon County Enterprise Zone, whichever is sooner.

D. The above property tax abatements shall be applicable for eligible Office/Knowledge-based, Warehouse/Distribution/Logistic(s) and Industrial/Manufacturing-based real property upon which construction, improvements, renovation or rehabilitation, for which a building permit is required, has been completed after January 1, 2016 and before the expiration, termination or decertification of the Decatur Macon County Enterprise Zone, whichever is sooner.

E. Both a minimum capital investment of One Hundred Fifty Thousand Dollars (\$150,000.00) and the creation and/or retention of twenty-five (25) full-time jobs are necessary for a parcel to receive real tax abatement as provided herein

for eligible Office/Knowledge-based, Warehouse/Distribution/Logistic(s) and Industrial/Manufacturing-based projects.

Questions as to the eligibility of a project will be decided by the Enterprise Zone Administrator, with advice and consent of the Enterprise Zone Advisory Board.

- F. That, with the adoption of this Ordinance, taxes on real property levied by the **RICHLAND COMMUNITY COLLEGE DISTRICT #537** shall be abated on retail, restaurant, hotel/motel and commercial property developments located within the Zone with the exception of those projects outlined in SECTION "2.A.6." above, and upon which new improvements have been constructed subsequent to such approval as follows:

- |    |   |      |
|----|---|------|
| 1) | For taxes levied in the first year of abatement:  | 100% |
| 2) | For taxes levied in the second year of abatement: | 75%  |
| 3) | For taxes levied in the third year of abatement:  | 50%  |

Said abatements shall be for three (3) consecutive years beginning with the real estate taxes payable in the year following the first full year of a facility's commercial operation after which said improvements have been made. Abatement for a specific project will cease after the third year or upon expiration, termination or decertification of the Decatur Macon County Enterprise Zone, whichever is sooner.

- G. The above property tax abatements shall be applicable for eligible retail, restaurant, hotel/motel and commercial projects involving real property upon which construction, improvements, renovation or rehabilitation, for which a building permit is required, which results in an increase in the equalized assessed valuation of at least \$25,000 has been completed after January 1, 2016 and prior to the expiration, termination or decertification of the Decatur Macon County Enterprise Zone.

Questions as to the eligibility of a project will be decided by the Enterprise Zone Administrator, with advice and consent of the Enterprise Zone Advisory Board.

- H. Entities meeting qualification criteria outlined above must enter into a Memorandum of Understanding with the Decatur Macon County Enterprise Zone through its Enterprise Zone Administrator, outlining projected job creation and/or job retention, and capital investment for the eligible Office/Knowledge-based, Warehouse/Distribution/Logistic(s) and Industrial/Manufacturing-based projects or documentation that minimum increases in equalized assessed valuation have been met for eligible retail, restaurant, hotel/motel and commercial projects, and said Administrator is hereby authorized to enter such agreements on behalf of the Decatur Macon County Enterprise Zone.

- 1) Entities receiving property tax abatement for eligible Office/Knowledge-based, Warehouse/Distribution/Logistic(s) and Industrial/Manufacturing-based projects must agree to maintain a minimum of 90% of the employment levels at that location as described in the Memorandum of Understanding for the term of abatement. At the discretion of the Enterprise Zone Administrator, with the advice and consent of the Enterprise Zone Advisory Board, failure to maintain a minimum of 90% of the employment levels during the agreement period may result in the immediate termination of remaining abatement and/or the pro-rata repayment of previously abated real property taxes to the applicable taxing districts.
- 2) Entities receiving property tax abatement for eligible retail, restaurant, hotel/motel and commercial projects must provide documentation of increased assessed valuation as a result of the project in the form of a Notice of Assessment Change from the Macon County Supervisor of Assessment's Office or similar documentation as deemed appropriate by the Decatur Macon County Enterprise Zone Administrator, with the advice and consent of the Enterprise Zone Advisory Board.
- 3) The Administrator of the Decatur Macon County Enterprise Zone will annually monitor the performance of the eligible recipients of property tax abatement in order to ensure that job and investment projections as well as changes in equalized assessed valuation outlined in the Memorandum of Understanding are being met.
- 4) The Administrator of the Decatur Macon County Enterprise Zone, with advice and consent of the Enterprise Zone Advisory Board, may elect to waive enforcement of any performance measures outlined in the Memorandum of Understanding based on a finding that the waiver is necessary to avert an imminent, demonstrable, and material hardship to the entity that may result in such entity's insolvency or discharge of workers.
- 5) Upon the effective date of this Resolution, all incentives and benefits previously offered and in effect in the Decatur Macon County Enterprise Zone #39 expiring July 1, 2016, shall continue for the term of the newly designated Decatur Macon County Enterprise Zone, subject to certification of said Zone by the Department, for the following groups:
  - a. Business enterprises which are receiving benefits or incentives in the Decatur Macon County Enterprise Zone on the effective date of this Resolution;
  - b. Business enterprises or expansions which are proposed or under development on the effective date of this Resolution:

- i. if the business enterprise demonstrates that the proposed business enterprise or expansion has been committed to locating or expanding in the zone; or
- ii. Substantial or binding financial obligations have been made; and such commitments have been made in reasonable reliance on the benefits and programs which would have previously been available because of the enterprise zone.

**Section 3 – LOCAL LABOR CONTENT.** As part of a taxpayer's request to receive property tax abatement for a qualified project as described in Section 2 above which will result in building construction, renovation or rehabilitation costs of \$4 million (\$4,000,000) or more, said taxpayer and/or their contractors will be required to submit a local labor utilization plan. The local labor utilization plan should provide for:

- The equitable opportunity for local labor contractors to submit bids for the skilled craft work required by the project;
- The taxpayer's planned efforts for utilization of at least 75% local labor by any non-local contractors who are awarded work related to the construction of said project.

Said taxpayer may request a waiver of the local labor utilization plan if any of the following conditions apply:

- Certain resources are not sufficiently available in the local labor market area;
- An awarded bid to a lower cost resource provider requires the use of non-local labor in order meet bid requirements; or
- The use of non-local labor results from requirements associated with any applicable governmental funding for the project.
- Conflicting obligations exist relative to any contracts or other agreements to which taxpayer is a party or with other policies or programs that may be in effect from time to time.

Local labor is defined as any worker whose primary legal residence is located within the Local Labor Market Area as established for the Decatur Macon County Enterprise Zone designation application.

Said taxpayer will provide such documentation of local labor utilization to the Decatur Macon County Enterprise Zone Administrator along with information supporting any waiver requests upon completion of the project. The Administrator will review submitted information and may conduct additional inquiry to support making a recommendation to the Enterprise Zone Advisory Board regarding whether the taxpayer and/or their

contractors have met the requirements of this Section. Although contingent property tax abatement approval may be granted by the Zone Administrator prior to the beginning of project construction, final approval of the property tax abatement request by the Enterprise Zone Advisory Board is required before initiating the Memorandum of Understanding.

The Decatur Macon County Enterprise Zone Administrator will present all disputes and/or appeals concerning the local labor utilization clause of this Resolution to the Enterprise Zone Advisory Board for final resolution.

**SECTION 4 – NO TAX LEVY OBJECTION.** Taxpayers receiving Decatur Macon County Enterprise Zone property tax abatement under the terms and conditions of Section 2 above, must agree that they shall not file an objection to the real estate property taxes levied on the Site and/or Facilities or the property tax assessment on the Site and/or Facilities. In the event any real estate property tax protest or objection is filed for the subject property, the Enterprise Zone property tax abatement for the subject property shall automatically terminate.

**SECTION 5 – NO ASSIGNMENT OR TRANSFER.** Decatur Macon County Enterprise Zone property tax abatement shall be specifically granted to the applicant and may not be assigned to or transferred without the written consent of the Decatur Macon County Enterprise Zone Administrator, with the advice and consent of the Enterprise Zone Advisory Board, on behalf of the taxing bodies. In the event that the applicant desires to transfer or assign any or all of its ownership of the subject property where the business located thereon, the transferee shall submit a written request to the Decatur Macon County Enterprise Zone Administrator requesting transfer of the abatement to the new owner for the time remaining on the abatement.

The Decatur Macon County Enterprise Zone Administrator, with the advice and consent of the Enterprise Zone Advisory Board, shall review the taxpayer's request to transfer said abatement, and determine the taxpayer's eligibility for such transfer, subject to the terms and conditions of Section 2 above and the applicable MOU. The Decatur Macon County Enterprise Zone Administrator shall notify the affected taxing bodies that such a request has been made and the action taken by the Administrator to address the transfer request.

**SECTION 6 – ADMINISTRATION.** By agreement of the joint applicants of the County of Macon, the City of Decatur, the Village of Mt. Zion, the Village of Forsyth, and the Village of Long Creek, the Administrator of the Decatur Macon County Enterprise Zone will be the CEO/President of the Economic Development Corporation of Decatur & Macon County. Administration of the Zone will be carried out as described in the Enterprise Intergovernmental Agreement between the County of Macon, the City of Decatur, the Village of Mt. Zion, the Village of Forsyth, and the Village of Long Creek.

**SECTION 7 – TAX INCREMENT FINANCING DISTRICT OR REDEVELOPMENT AREA OVERLAY.** In the event that a Tax Increment Financing (TIF) District or redevelopment district or project area (20 ILCS 655/5.4.1) is, will be, or has been created by a municipality under Division 74.4 of the Illinois Municipal Code, and said redevelopment project

area contains property that is located in an Enterprise Zone, and the municipality adopts an Enterprise Zone Designating Resolution pursuant to Section 5.4 of the Act specifically concerning the abatement of taxes on property, as in Section 2 above, located within a redevelopment project area created pursuant to Division 74.4 of the Illinois Municipal Code, and the Department certifies the Resolution, then the property that is located in both the Enterprise Zone and the redevelopment project area shall not be eligible for the abatement of taxes under Section 18-170 of the Illinois Property Tax Code.


**SECTION 8 – LOCAL SOURCING STATEMENT.** The Board of Trustees of **RICHLAND COMMUNITY COLLEGE #537** encourages companies receiving Enterprise Zone benefits, as provided herein, to utilize local labor and to purchase building materials locally.

**SECTION 9 – CONFLICTING LANGUAGE.** All Resolutions or parts of Resolutions conflicting with any provisions of this Resolution shall be and are hereby repealed.


**SECTION 10 – EFFECTIVE DATE.** This Resolution shall be in effect from the date of and after its passage, approval and recording and upon certification of the new Enterprise Zone designation by the Illinois Department of Commerce and Economic Opportunity, according to law. Failure to receive certification of the Zone by the Department will render this Resolution null and void.

**PRESENTED, PASSED, APPROVED AND RECORDED** this 10 day of December, 2014.


COMMUNITY COLLEGE DISTRICT NO. 537  
OF MACON, CHRISTIAN, DEWITT, LOGAN,  
MOULTRIE, PIATT, SANGAMON, AND  
SHELBY COUNTIES, AND STATE OF  
ILLINOIS

By:   
Bruce Campbell, Chairman


ATTEST:

 (SEAL)  
David Coopridge, Secretary

DATE: December 16, 2014



**NEW BUSINESS**

TO: Board of Trustees  
FROM: Dr. Gayle Saunders   
DATE: January 20, 2015  
SUBJECT: Approval for a Protection, Health & Safety Project to Extend the Fire and Security Systems

Mr. Chairman, Members of the Board, attached is a memorandum from Greg Florian, Vice President, Finance and Administration, requesting the approval of Resolution no. 14-16: Resolution to Approve Protection, Health, and Safety Project.

The Macon County Soil and Water Conservation building was constructed on the College's campus by the Macon County Soil and Water Conservation District Foundation. The College has purchased the building and is responsible for the facility upgrades. The building was constructed by an external agency and the fire and alarm system is not connected to the College's systems.

The College's fire alarm and security systems are connected via the College's fiber optic network and the building is not connected to that network. This project will connect the alarm systems to the College's system by extending the network to the building and installing the monitoring units.

Greg will be available to answer any questions you have.

**Therefore, it is recommended that the Board of Trustees approve Resolution No. 14-16: Resolution to Approve Protection, Health, and Safety Project.**

Thank you.


Richland Community College  
One College Park  
Decatur, Illinois 62521



## MEMORANDUM

## Business Office

---

To: Dr. Gayle Saunders  
From: Greg Florian   
Date: January 12, 2015  
Re: Approval for a Protection, Health, & Safety Project to Extend the Fire and Security Systems

The Macon County Soil and Water Conservation Building was constructed on the College's campus by the Macon County Soil and Water Conservation District Foundation. The College has since purchased the building and is responsible for the facility upgrades. Because the building was constructed by an external agency, the fire alarm system is not connected to the College's systems and there is no video security system link.

The College's fire alarm and security systems are connected via the College's fiber optic network and the building is not connected to the network. This project will connect the alarm systems to the College's systems by extending the network to the building and installing the monitoring units.

Protection, health, and safety (PH&S) projects are authorized by Section 3-20.3.01 of the Public Community College Act. The purpose of this funding is to alter and repair the facilities of a district such that the health and safety of the occupants may be protected, energy may be conserved, handicapped accessibility may be increased, the structural integrity of the physical plant may be preserved, or environmental hazards corrected. This project will protect the health and safety of the occupants and the facility will be protected should a fire or other hazard occur during times the building is unoccupied.

PH&S projects and budgets must be certified by either professional architects or engineers. The College worked with BLDD to obtain this certification.

This project will include installation of a fiber optic line to the building from the College's main network and installation of new fire/smoke detectors. New security cameras will be installed and connected to the main security system with the appropriate hardware and software.

|                       |                 |
|-----------------------|-----------------|
| Construction          | \$47,088        |
| Contingency           | \$ 4,709        |
| <u>A &amp; E Fees</u> | <u>\$ 4,709</u> |
| Total                 | \$56,506        |

Funding for this project is available from surplus PH&S money.

It is recommended that the Board of Trustees approve this project as a PH&S project, adopt the attached resolution, and direct the College Administration to submit it to the Illinois Community College Board for approval.

**RICHLAND COMMUNITY COLLEGE  
DISTRICT NO. 537  
ONE COLLEGE PARK  
DECATUR, ILLINOIS 62521**

**RESOLUTION NO. 14-16: RESOLUTION TO APPROVE PROTECTION, HEALTH, AND SAFETY PROJECT**

WHEREAS, pursuant to the provisions of the statutes of the State of Illinois, Community College District #537, is authorized to complete necessary projects dealing with health or safety of students, employees or visitors; and

WHEREAS, there is a need for repair and alteration of certain facilities of Richland Community College District #537; and

WHEREAS, Section 805/3-20.3.01 of the Public Community College Act authorizes the Board of Trustees, by proper resolution which specifically identifies the projects, to use protection, health, and safety surplus funding to pay for such repairs or alterations; and

WHEREAS, there are not sufficient funds available in the Operation and Maintenance Fund to complete the project and the college has an available balance of protection, health & safety monies from a prior bond issue, and

WHEREAS, the Board has received a report from a licensed professional architect certifying that the following project at Richland Community College requires repair and alterations, as defined in ICCB Rule 1501.601; and

WHEREAS, the project recommended for repair and alterations is:

| <u>Project Name</u>                | <u>Budget Amount</u> |
|------------------------------------|----------------------|
| Fire and Security System Extension | \$56,506             |

WHEREAS, the Board certifies this project also meets the requirements of 805/3-20.3.01 of the Public Community College Act and is a necessary project for energy conservation, health or safety, environmental protection, or handicapped accessibility and not routine maintenance projects.

NOW, BE IT RESOLVED by the Board of Trustees of Richland Community College District #537, as follows:

1. The recitals set forth above are incorporated herein and made a part hereof.
2. The physical facilities described in the project set forth above require

alterations or repairs and are necessary to insure the structural integrity of Richland Community College facilities.

3. There are not sufficient funds available in the Operation and Maintenance Fund of Richland Community College to complete the project set forth above.
4. The Board approved the completion of the Protection, Health, and Safety project as described below:

| <u>Project Name</u>       | <u>Budget Amount</u> |
|---------------------------|----------------------|
| Fire & Security Extension | \$56,506             |

5. The Administration is authorized to execute all documents, and to take all actions necessary, for approval and completion of these projects consistent with Ill. Rev. Stat. Ch. 122 Paragraph 103-20.301 (and all other applicable statutes) and 23 Illinois Administrative Code Section 1501.608 (and all other applicable regulations).

COMMUNITY COLLEGE DISTRICT NO. 537  
OF MACON, CHRISTIAN, DEWITT, LOGAN,  
MOULTRIE, PIATT, SANGAMON, AND SHELBY  
COUNTIES, AND STATE OF ILLINOIS

BY: \_\_\_\_\_  
Bruce Campbell, Chairman

ATTEST:

\_\_\_\_\_  
Dr. David Coopridner, Secretary

DATE January 20, 2015 (SEAL)

## FINANCIAL REPORT

TO: Board of Trustees

FROM: Dr. Gayle Saunders 

DATE: January 20, 2015

SUBJECT: Financial Report

Mr. Chairman, members of the Board, attached are the Treasurer's Report, Financial Statement, and the Bills for Ratification.

Greg Florian will be available to explain the Treasurer's Report and Financial Statement and to answer any questions regarding the bills.

**Therefore, it is recommended that the Board of Trustees ratify the December 2014 bills paid and approve the Financial Statement to be filed for audit.**

Thank you.

Richland Community College

Financial Report  
December, 2014

| Report<br>-----                       | Page<br>----- |
|---------------------------------------|---------------|
| Treasurer's Report                    | 1             |
| Revenue Summary-Education Fund        | 2             |
| Revenue Summary-Operations and Maint  | 3             |
| Revenue Summary-Operating Funds       | 4             |
| Revenue Summary-Other Funds           | 5             |
| Expenditure Summary by Major Function | 8             |
| Expenditure Summary by Operating Fund | 10            |
| Auxiliary Enterprise Fund             | 11            |
| Restricted Purposes Fund-Grants       | 14            |
| Expense Account Summary               | 16            |
| Expenditure Summary by Cost Center    | 19            |
| Bills Presented for Ratification      | 28            |

Richland Community College  
Treasurer's Report  
December 31, 2014

| Fund                    | Balance<br>12/01/14 | Receipts<br>for Month | Disbursements<br>for Month | Balance<br>12/31/14 | Int. Bearing<br>Accounts | Separate Inv.<br>Instruments |
|-------------------------|---------------------|-----------------------|----------------------------|---------------------|--------------------------|------------------------------|
| Education Fund          | 3,049,042.51        | 3,384,506.36          | (3,381,265.64)             | 3,052,283.23        | 2,202,283.23             | 850,000.00                   |
| Oper & Maint Restricted | 1,684,014.28        | 34,647.70             | .00                        | 1,718,661.98        | 1,500,372.47             | 218,289.51                   |
| Bond & Interest Fund    | 312,879.20          | 5.66                  | .00                        | 312,884.86          | 312,884.86               | .00                          |
| Auxiliary Enterprises   | 196,119.08          | 66,708.65             | (26,140.43)                | 236,687.30          | 236,687.30               | .00                          |
| Restricted Purposes Fd  | 887,809.58          | 470,635.88            | (460,772.03)               | 897,673.43          | 376,695.49               | 520,977.94                   |
| Working Cash Fund       | 5,352,636.84        | 78.70                 | .00                        | 5,352,715.54        | 4,352,540.72             | 1,000,174.82                 |
| Trust & Agency Fund     | 88,685.57           | 28,760.00             | (100.00)                   | 117,345.57          | 117,345.57               | .00                          |
| Audit Fund              | 16,736.54           | .30                   | .00                        | 16,736.84           | 16,736.84                | .00                          |
| Liab, Protect, Settle   | 443,174.61          | 655.85                | (42,951.00)                | 400,879.46          | 300,879.46               | 100,000.00                   |
| Totals                  | 12,031,098.21       | 3,985,999.10          | (3,911,229.10)             | 12,105,868.21       | 9,416,425.94             | 2,689,442.27                 |

| SEPARATE INVESTMENT INSTRUMENTS |            |            |      |            |             |  |
|---------------------------------|------------|------------|------|------------|-------------|--|
| Fund                            | Amount     | Instrument | Rate | Maturity   | Term/Months |  |
| EDUCATION FUND                  | 300,000.00 | CD-HPB     | 0.20 | 01/20/2015 | 6.0         |  |
| EDUCATION FUND                  | 300,000.00 | CD-Busey   | 0.10 | 01/22/2015 | 6.0         |  |
| EDUCATION FUND                  | 250,000.00 | CD-SOY     | 0.20 | 01/30/2015 | 12.0        |  |
| O/M RESTR-GENERAL               | 218,289.52 | CD-HPB     | 0.25 | 07/20/2015 | 12.0        |  |
| RESTR-PARTNER'S IN ED           | 16,532.69  | CD-PNC     | 0.10 | 01/30/2015 | 6.0         |  |
| RESTR-EQUIP REPLACEMENT         | 200,000.00 | CD-HPB     | 0.10 | 01/30/2015 | 3.0         |  |
| RESTR-EQUIP REPLACEMENT         | 300,000.00 | CD-HPB     | 0.25 | 08/10/2015 | 12.0        |  |
| WORKING CASH FUND               | 117,618.62 | CD-Regns   | 0.01 | 01/29/2015 | 7.0         |  |
| WORKING CASH FUND               | 301,780.07 | CD-HPB     | 0.05 | 02/07/2015 | 3.0         |  |
| WORKING CASH FUND               | 120,760.92 | CD-Regns   | 0.05 | 03/21/2015 | 13.0        |  |
| WORKING CASH FUND               | 110,000.00 | CD-HPB     | 0.25 | 03/23/2015 | 12.0        |  |
| WORKING CASH FUND               | 350,000.00 | CD-HPB     | 0.25 | 11/22/2015 | 12.0        |  |
| LPS FUND                        | 100,000.00 | CD-Busey   | 0.10 | 03/27/2015 | 3.0         |  |

Richland Community College  
Revenue Summary-Education Fund  
For the month of December  
1415

| -----                             | Actual Rev<br>12/31/13 | Actual Rev<br>06/30/14 | %     | Budget<br>1415 | Actual Rev<br>12/31/14 | %     |
|-----------------------------------|------------------------|------------------------|-------|----------------|------------------------|-------|
| -----                             | -----                  | -----                  | ----- | -----          | -----                  | ----- |
| <b>Fund: 01 Education Fund</b>    |                        |                        |       |                |                        |       |
| <b>Local Government Sources</b>   |                        |                        |       |                |                        |       |
| -----                             |                        |                        |       |                |                        |       |
| Current Taxes                     | 6,034,334.05           | 6,048,270.00           | 99.8  | 5,980,716.00   | 6,038,962.86           | 101.0 |
| Chargeback                        | 3,750.56               | 15,002.24              | 25.0  | 17,500.00      | 8,143.50               | 46.5  |
| Interest on Taxes                 | 586.09                 | 606.74                 | 96.6  | 700.00         | 372.70                 | 53.2  |
| -----                             |                        |                        |       |                |                        |       |
| Local Government Sources          | 6,038,670.70           | 6,063,878.98           | 99.6  | 5,998,916.00   | 6,047,479.06           | 100.8 |
| <b>State Government Sources</b>   |                        |                        |       |                |                        |       |
| -----                             |                        |                        |       |                |                        |       |
| ICCB Credit Hour Grants           | 519,043.52             | 1,882,267.13           | 27.6  | 1,821,545.00   | 490,494.71             | 26.9  |
| ICCB Equalization Grant           | 50,428.16              | 302,569.00             | 16.7  | 77,000.00      | 12,843.84              | 16.7  |
| ICCB CTE Formula Grant            | 81,610.86              | 163,221.72             | 50.0  | 163,222.00     | 83,506.18              | 51.2  |
| Replacement Taxes                 | 172,575.71             | 439,375.92             | 39.3  | 420,000.00     | 172,587.64             | 41.1  |
| -----                             |                        |                        |       |                |                        |       |
| State Government Sources          | 823,658.25             | 2,787,433.77           | 29.5  | 2,481,767.00   | 759,432.37             | 30.6  |
| <b>Student Tuition &amp; Fees</b> |                        |                        |       |                |                        |       |
| -----                             |                        |                        |       |                |                        |       |
| Tuition-Credit                    | 5,367,964.56           | 5,387,948.65           | 99.6  | 5,768,940.00   | 5,069,450.20           | 87.9  |
| Fees                              | 632,738.50             | 662,847.50             | 95.5  | 778,800.00     | 707,640.97             | 90.9  |
| -----                             |                        |                        |       |                |                        |       |
| Student Tuition & Fees            | 6,000,703.06           | 6,050,796.15           | 99.2  | 6,547,740.00   | 5,777,091.17           | 88.2  |
| <b>Other Revenue/Sources</b>      |                        |                        |       |                |                        |       |
| -----                             |                        |                        |       |                |                        |       |
| Investment Revenue                | 312.33                 | 1,739.28               | 18.0  | 3,100.00       | 100.17                 | 3.2   |
| Other Revenue                     | 84,590.71              | 294,686.74             | 28.4  | 351,084.00     | 93,959.28              | 26.4  |
| Transfer In                       | .00                    | 3,561.22               | .0    | 5,000.00       | .00                    | .0    |
| -----                             |                        |                        |       |                |                        |       |
| Other Revenue/Sources             | 84,903.04              | 299,987.24             | 28.3  | 359,184.00     | 94,059.45              | 26.2  |
| -----                             |                        |                        |       |                |                        |       |
| Total Revenue                     | 12,947,935.05          | 15,202,096.14          | 85.2  | 15,387,607.00  | 12,678,062.05          | 82.4  |
| =====                             |                        |                        |       |                |                        |       |

Richland Community College  
 Revenue Summary-Operations & Maint  
 For the month of December  
 1415

| -----                                  | Actual Rev<br>12/31/13 | Actual Rev<br>06/30/14 | %     | Budget<br>1415 | Actual Rev<br>12/31/14 | %     |
|--|------------------------|------------------------|-------|----------------|------------------------|-------|
| -----                                  | -----                  | -----                  | ----- | -----          | -----                  | ----- |
| <b>Fund: 02 Operations &amp; Maint</b> |                        |                        |       |                |                        |       |
| <b>Local Government Sources</b>        |                        |                        |       |                |                        |       |
| -----                                  |                        |                        |       |                |                        |       |
| Current Taxes                          | 878,083.83             | 879,306.73             | 99.9  | 877,179.00     | 878,231.39             | 100.1 |
| Interest on Taxes                      | 83.17                  | 86.17                  | 96.5  | 75.00          | 53.36                  | 71.1  |
| -----                                  | -----                  | -----                  | ----- | -----          | -----                  | ----- |
| Local Government Sources               | 878,167.00             | 879,392.90             | 99.9  | 877,254.00     | 878,284.75             | 100.1 |
| <b>State Government Sources</b>        |                        |                        |       |                |                        |       |
| -----                                  |                        |                        |       |                |                        |       |
| ICCB Credit Hour Grants                | 41,897.13              | 167,588.52             | 25.0  | 161,204.00     | 44,898.90              | 27.9  |
| -----                                  | -----                  | -----                  | ----- | -----          | -----                  | ----- |
| State Government Sources               | 41,897.13              | 167,588.52             | 25.0  | 161,204.00     | 44,898.90              | 27.9  |
| <b>Student Tuition &amp; Fees</b>      |                        |                        |       |                |                        |       |
| -----                                  |                        |                        |       |                |                        |       |
| Tuition-Credit                         | 510,220.94             | 526,219.24             | 97.0  | 561,060.00     | 497,859.08             | 88.7  |
| -----                                  | -----                  | -----                  | ----- | -----          | -----                  | ----- |
| Student Tuition & Fees                 | 510,220.94             | 526,219.24             | 97.0  | 561,060.00     | 497,859.08             | 88.7  |
| <b>Other Revenue/Sources</b>           |                        |                        |       |                |                        |       |
| -----                                  |                        |                        |       |                |                        |       |
| Other Revenue                          | 93,481.53              | 263,552.91             | 35.5  | 378,050.00     | 177,058.34             | 46.8  |
| -----                                  | -----                  | -----                  | ----- | -----          | -----                  | ----- |
| Other Revenue/Sources                  | 93,481.53              | 263,552.91             | 35.5  | 378,050.00     | 177,058.34             | 46.8  |
| <b>Total Revenue</b>                   |                        |                        |       |                |                        |       |
| -----                                  | -----                  | -----                  | ----- | -----          | -----                  | ----- |
| Total Revenue                          | 1,523,766.60           | 1,836,753.57           | 83.0  | 1,977,568.00   | 1,598,101.07           | 80.8  |
| =====                                  | =====                  | =====                  | ===== | =====          | =====                  | ===== |

Richland Community College  
Revenue Summary-Operating Funds  
For the month of December  
1415

| -----                             | Actual Rev<br>12/31/13 | Actual Rev<br>06/30/14 | %           | Budget<br>1415       | Actual Rev<br>12/31/14 | %           | ----- |
|-----------------------------------|------------------------|------------------------|-------------|----------------------|------------------------|-------------|-------|
| <b>Total Operating Funds</b>      |                        |                        |             |                      |                        |             |       |
| <b>Local Government Sources</b>   |                        |                        |             |                      |                        |             |       |
| -----                             |                        |                        |             |                      |                        |             |       |
| Current Taxes                     | 6,912,417.88           | 6,927,576.73           | 99.8        | 6,857,895.00         | 6,917,194.25           | 100.9       |       |
| Chargeback                        | 3,750.56               | 15,002.24              | 25.0        | 17,500.00            | 8,143.50               | 46.5        |       |
| Interest on Taxes                 | 669.26                 | 692.91                 | 96.6        | 775.00               | 426.06                 | 55.0        |       |
| -----                             |                        |                        |             |                      |                        |             |       |
| Local Government Sources          | 6,916,837.70           | 6,943,271.88           | 99.6        | 6,876,170.00         | 6,925,763.81           | 100.7       |       |
| <b>State Government Sources</b>   |                        |                        |             |                      |                        |             |       |
| -----                             |                        |                        |             |                      |                        |             |       |
| ICCB Credit Hour Grants           | 560,940.65             | 2,049,855.65           | 27.4        | 1,982,749.00         | 535,393.61             | 27.0        |       |
| ICCB Equalization Grant           | 50,428.16              | 302,569.00             | 16.7        | 77,000.00            | 12,843.84              | 16.7        |       |
| ICCB CTE Formula Grant            | 81,610.86              | 163,221.72             | 50.0        | 163,222.00           | 83,506.18              | 51.2        |       |
| Replacement Taxes                 | 172,575.71             | 439,375.92             | 29.3        | 420,000.00           | 172,587.64             | 41.1        |       |
| -----                             |                        |                        |             |                      |                        |             |       |
| State Government Sources          | 865,555.38             | 2,955,022.29           | 29.3        | 2,642,971.00         | 804,331.27             | 30.4        |       |
| <b>Student Tuition &amp; Fees</b> |                        |                        |             |                      |                        |             |       |
| -----                             |                        |                        |             |                      |                        |             |       |
| Tuition-Credit                    | 5,878,185.50           | 5,914,167.89           | 99.4        | 6,330,000.00         | 5,567,309.28           | 88.0        |       |
| Fees                              | 632,738.50             | 662,847.50             | 95.5        | 778,800.00           | 707,640.97             | 90.9        |       |
| -----                             |                        |                        |             |                      |                        |             |       |
| Student Tuition & Fees            | 6,510,924.00           | 6,577,015.39           | 99.0        | 7,108,800.00         | 6,274,950.25           | 88.3        |       |
| <b>Other Revenue/Sources</b>      |                        |                        |             |                      |                        |             |       |
| -----                             |                        |                        |             |                      |                        |             |       |
| Investment Revenue                | 312.33                 | 1,739.28               | 18.0        | 3,100.00             | 100.17                 | 3.2         |       |
| Other Revenue                     | 111,600.64             | 349,133.35             | 32.0        | 514,084.00           | 161,289.42             | 31.4        |       |
| Transfer In                       | .00                    | 3,561.22               | .0          | 5,000.00             | .00                    | .0          |       |
| -----                             |                        |                        |             |                      |                        |             |       |
| Other Revenue/Sources             | 111,912.97             | 354,433.85             | 31.6        | 522,184.00           | 161,389.59             | 30.9        |       |
| -----                             |                        |                        |             |                      |                        |             |       |
| <b>Total Revenue</b>              | <b>14,405,230.05</b>   | <b>16,829,743.41</b>   | <b>85.6</b> | <b>17,150,125.00</b> | <b>14,166,434.92</b>   | <b>82.6</b> |       |
|                                   | =====                  | =====                  | =====       | =====                | =====                  | =====       |       |

Richland Community College  
Revenue Summary-Other Funds  
For the month of December  
1415

|   | Actual Rev<br>12/31/13 | Actual Rev<br>06/30/14 | %           | Budget<br>1415      | Actual Rev<br>12/31/14 | %           |
|---|------------------------|------------------------|-------------|---------------------|------------------------|-------------|
| <b>Fund: 03 Oper &amp; Maint Restricted</b> |                        |                        |             |                     |                        |             |
| Interest on Investments                     | 35.88                  | 654.87                 | 5.5         | 6,000.00            | .00                    | .0          |
| Int on Cash/IL Funds Acc                    | 11,823.96              | 17,629.93              | 67.1        | .00                 | 1,322.97               | .0          |
| Grants Revenue                              | 1,200.00               | 35,540.35              | 3.4         | .00                 | .00                    | .0          |
| Gifts/Donations                             | 280,864.00             | 280,864.00             | 100.0       | 1,957,835.00        | 1,145,000.00           | 58.5        |
| Transfer In                                 | 51,300.00              | 177,172.41             | 29.0        | .00                 | .00                    | .0          |
| FundBalanceAppropriation                    | .00                    | .00                    | .0          | 3,065,500.00        | .00                    | .0          |
| <b>Total Revenue/Sources</b>                | <b>345,223.84</b>      | <b>511,861.56</b>      | <b>67.4</b> | <b>5,029,335.00</b> | <b>1,146,322.97</b>    | <b>22.8</b> |
| <b>Fund: 04 Bond &amp; Interest Fund</b>    |                        |                        |             |                     |                        |             |
| Current Taxes                               | 2,405,132.80           | 2,408,480.54           | 99.9        | 2,438,283.00        | 2,432,929.77           | 99.8        |
| Interest on Taxes                           | 227.82                 | 236.79                 | 96.2        | 200.00              | 151.86                 | 75.9        |
| Int on Cash/IL Funds Acc                    | 254.96                 | 342.67                 | 74.4        | 300.00              | 111.35                 | 37.1        |
| <b>Total Revenue/Sources</b>                | <b>2,405,615.58</b>    | <b>2,409,060.00</b>    | <b>99.9</b> | <b>2,438,783.00</b> | <b>2,433,192.98</b>    | <b>99.8</b> |
| <b>Fund: 05 Auxiliary Enterprises</b>       |                        |                        |             |                     |                        |             |
| CPED Credit Revenue                         | 202,052.76             | 350,556.56             | 57.6        | 356,962.00          | 179,426.75             | 50.3        |
| NonCredit Revenue                           | 94,936.43              | 166,370.73             | 57.1        | 264,318.00          | 77,799.95              | 29.4        |
| ContractNoncreditRevenue                    | 21,365.50              | 38,360.70              | 55.7        | 38,531.00           | 17,050.83              | 44.3        |
| ICCB Credit Hour Grants                     | 35,867.17              | 68,389.95              | 52.4        | 82,356.00           | 29,663.09              | 36.0        |
| Fitness Tuition                             | 16,239.00              | 20,373.00              | 79.7        | 40,000.00           | 17,892.00              | 44.7        |
| Fitness Membership Fees                     | 5,775.00               | 9,933.00               | 58.1        | 15,000.00           | 7,705.00               | 51.4        |
| Clubs and Organizations                     | 130,685.57             | 257,154.40             | 50.8        | 194,890.00          | 107,648.36             | 55.2        |
| Int on Cash/IL Funds Acc                    | 51.20                  | 123.45                 | 41.5        | .00                 | 16.69                  | .0          |
| Shilling Community Cntr                     | 20,628.50              | 35,928.50              | 57.4        | 52,815.00           | 12,367.50              | 23.4        |
| Child Care Revenue                          | 49,724.73              | 99,368.73              | 50.0        | 95,000.00           | 41,444.00              | 43.6        |
| CCRS Paid Revenue                           | 11,449.34              | 23,902.06              | 47.9        | 38,500.00           | 15,915.83              | 41.3        |
| Child Care Transfer Rev                     | .00                    | .00                    | .0          | 54,000.00           | 27,000.00              | 50.0        |
| Copy Center Fees                            | 20,647.85              | 42,321.64              | 48.8        | 26,675.00           | 17,220.02              | 64.6        |
| Gifts/Donations                             | .00                    | 10,064.15              | .0          | 5,000.00            | 5,000.00               | 100.0       |
| Transfer In                                 | .00                    | 95,500.00              | .0          | 96,000.00           | .00                    | .0          |
| FundBalanceAppropriation                    | .00                    | .00                    | .0          | 36,000.00           | .00                    | .0          |
| LLC Contract Svcs Rev                       | 8,130.00               | 16,260.00              | 50.0        | 16,260.00           | .00                    | .0          |
| Revenue-Contractual                         | 2,843.00               | 4,685.00               | 60.7        | 1,500.00            | 2,672.50               | 178.2       |
| Revenue-Misc/OtherSource                    | 904.13                 | 7,013.60               | 12.9        | 4,474.00            | 3,589.61               | 80.2        |
| <b>Total Revenue/Sources</b>                | <b>621,300.18</b>      | <b>1,246,305.47</b>    | <b>49.9</b> | <b>1,418,281.00</b> | <b>562,412.13</b>      | <b>39.7</b> |

Richland Community College  
 Revenue Summary-Other Funds  
 For the month of December  
 1415

|                                 | Actual Rev<br>12/31/13 | Actual Rev<br>06/30/14 | %    | Budget<br>1415 | Actual Rev<br>12/31/14 | %    |
|---------------------------------|------------------------|------------------------|------|----------------|------------------------|------|
| -----                           |                        |                        |      |                |                        |      |
| Fund: 06 Restricted Purposes Fd |                        |                        |      |                |                        |      |
| Financial Aid                   | 3,784,778.39           | 8,217,991.29           | 46.1 | 8,152,898.00   | 4,019,496.68           | 49.3 |
| Interest on Investments         | 186.73                 | 1,130.75               | 16.5 | .00            | .00                    | .0   |
| Int on Cash/IL Funds Acc        | 29.20                  | 82.25                  | 35.5 | .00            | 74.59                  | .0   |
| College Fair Revenue-PIE        | 3,905.00               | 3,960.00               | 98.6 | 7,150.00       | 7,120.00               | 99.6 |
| PartnersSaluteRevenuePIE        | 55.00                  | 4,435.00               | 1.2  | 7,500.00       | .00                    | .0   |
| YouthLeadershipRev-PIE          | 6,750.00               | 6,800.00               | 99.3 | 6,000.00       | 4,700.00               | 78.3 |
| Grants Revenue                  | 494,952.82             | 1,226,601.42           | 40.4 | 1,872,441.11   | 422,122.51             | 22.5 |
| Gifts/Donations                 | 23,358.92              | 62,147.89              | 37.6 | 101,170.00     | 23,765.86              | 23.5 |
| Contributions-PIE               | 1,255.00               | 18,301.25              | 6.9  | 19,000.00      | 13,025.00              | 68.6 |
| Transfer In                     | 14.55                  | 347,874.74             | .0   | 326,823.00     | .00                    | .0   |
| FundBalanceAppropriation        | .00                    | .00                    | .0   | 236,725.81     | 9,034.81               | 3.8  |
| Reimbursed Expenditures         | .00                    | 3,184.35               | .0   | .00            | .00                    | .0   |
| Revenue-Contractual             | 5,625.00               | 776,627.74             | .7   | 1,075,991.08   | 74,464.21              | 6.9  |
| Revenue-Misc/OtherSource        | 8,250.00               | 18,700.00              | 44.1 | 22,207.00      | 9,112.50               | 41.0 |
| -----                           |                        |                        |      |                |                        |      |
| Total Revenue/Sources           | 4,329,160.61           | 10,687,836.68          | 40.5 | 11,827,906.00  | 4,582,916.16           | 38.7 |
| =====                           |                        |                        |      |                |                        |      |
| Fund: 07 Working Cash Fund      |                        |                        |      |                |                        |      |
| Interest on Corp Cash           | 1,570.76               | 3,561.22               | 44.1 | 5,000.00       | 1,079.81               | 21.6 |
| -----                           |                        |                        |      |                |                        |      |
| Total Revenue/Sources           | 1,570.76               | 3,561.22               | 44.1 | 5,000.00       | 1,079.81               | 21.6 |
| =====                           |                        |                        |      |                |                        |      |
| Fund: 10 Trust & Agency Fund    |                        |                        |      |                |                        |      |
| Club Revenue                    | 15,459.98              | 30,168.33              | 51.2 | 25,000.00      | 16,363.68              | 65.5 |
| Int on Cash/IL Funds Acc        | 25.01                  | 56.24                  | 44.5 | 100.00         | 10.60                  | 10.6 |
| Transfer In                     | .00                    | 7,935.82               | .0   | .00            | .00                    | .0   |
| Contributions                   | 29,000.00              | 58,000.00              | 50.0 | 55,500.00      | 27,750.00              | 50.0 |
| -----                           |                        |                        |      |                |                        |      |
| Total Revenue/Sources           | 44,484.99              | 96,160.39              | 46.3 | 80,600.00      | 44,124.28              | 54.7 |
| =====                           |                        |                        |      |                |                        |      |

Richland Community College  
 Revenue Summary-Other Funds  
 For the month of December  
 1415

| -----                               | Actual Rev<br>12/31/13 | Actual Rev<br>06/30/14 | %     | Budget<br>1415 | Actual Rev<br>12/31/14 | %     |
|-------------------------------------|------------------------|------------------------|-------|----------------|------------------------|-------|
| <b>Fund: 11 Audit Fund</b>          |                        |                        |       |                |                        |       |
| Current Taxes                       | 60,319.56              | 60,403.58              | 99.9  | 68,184.00      | 68,277.81              | 100.1 |
| Interest on Taxes                   | 5.71                   | 5.92                   | 96.5  | 15.00          | 4.14                   | 27.6  |
| Int on Cash/IL Funds Acc            | 4.67                   | 8.61                   | 54.2  | 15.00          | 3.55                   | 23.7  |
| LLC Contract Svcs Rev               | 3,550.00               | 3,550.00               | 100.0 | .00            | .00                    | .0    |
| -----                               |                        |                        |       |                |                        |       |
| Total Revenue/Sources               | 63,879.94              | 63,968.11              | 99.9  | 68,214.00      | 68,285.50              | 100.1 |
| =====                               |                        |                        |       |                |                        |       |
| <b>Fund: 12 Liab,Protect,Settle</b> |                        |                        |       |                |                        |       |
| Current Taxes                       | 1,219,898.38           | 1,221,596.71           | 99.9  | 1,356,689.00   | 1,354,179.22           | 99.8  |
| Interest on Taxes                   | 115.53                 | 120.00                 | 96.3  | 200.00         | 87.26                  | 43.6  |
| Insurance-StudentFees               | 16,160.00              | 19,272.00              | 83.9  | 18,000.00      | 14,264.00              | 79.2  |
| Interest on Investments             | .00                    | 26.03                  | .0    | 150.00         | .00                    | .0    |
| Int on Cash/IL Funds Acc            | 159.80                 | 355.50                 | 45.0  | 500.00         | 70.08                  | 14.0  |
| -----                               |                        |                        |       |                |                        |       |
| Total Revenue/Sources               | 1,236,333.71           | 1,241,370.24           | 99.6  | 1,375,539.00   | 1,368,600.56           | 99.5  |
| =====                               |                        |                        |       |                |                        |       |

Richland Community College  
Expenditure Summary by Major Function  
For the month of December  
50% of Fiscal Year 1415

|  | Budget<br>1415       | ** Actual Expended **<br>12/31/2014 | %            | Encumbered        | *** Unencumbered ***<br>Amount | ***<br>%     |
|--|----------------------|-------------------------------------|--------------|-------------------|--------------------------------|--------------|
| <b>Fund: Education Fund</b>              |                      |                                     |              |                   |                                |              |
| Office of Stu and Acad                   | 82,786.00            | 27,918.41                           | 33.72        | .00               | 54,867.59                      | 66.28        |
| Business and Technology                  | 2,316,567.00         | 1,121,263.80                        | 48.40        | 19,107.10         | 1,176,196.10                   | 50.77        |
| Comm, Ed, Hum and Fine A                 | 1,799,791.00         | 973,610.05                          | 54.10        | 3,683.48          | 822,497.47                     | 45.70        |
| Math and Sciences                        | 2,122,850.00         | 1,132,053.50                        | 53.33        | 2,277.57          | 988,518.93                     | 46.57        |
| Health Professions                       | 1,888,014.00         | 981,538.12                          | 51.99        | 10,430.27         | 896,045.61                     | 47.46        |
| Enrollment Services                      | 1,615,127.00         | 768,698.84                          | 47.59        | 1,825.35          | 844,602.81                     | 52.29        |
| Academic Support-LRC                     | 490,329.00           | 266,965.96                          | 54.45        | 4,601.11          | 218,761.93                     | 44.62        |
| Retention Services                       | 170,984.00           | 82,398.87                           | 48.19        | .00               | 88,585.13                      | 51.81        |
| Technical Services Supp                  | 368,698.00           | 231,212.98                          | 62.71        | 1,364.99          | 136,120.03                     | 36.92        |
| Institutional Support                    | 3,621,555.00         | 1,821,677.03                        | 50.30        | 68,239.92         | 1,731,638.05                   | 47.81        |
| Scholarship and Waivers                  | 453,000.00           | 133,763.82                          | 29.53        | .00               | 319,236.18                     | 70.47        |
| Clubs                                    | 117,906.00           | 55,297.84                           | 46.90        | .00               | 62,608.16                      | 53.10        |
| Transfer Out                             | 340,000.00           | .00                                 | .00          | .00               | 340,000.00                     | 100.00       |
| <b>Total Education Fund</b>              | <b>15,387,607.00</b> | <b>7,596,399.22</b>                 | <b>49.37</b> | <b>111,529.79</b> | <b>7,679,677.99</b>            | <b>49.91</b> |
| <b>Fund: Operations &amp; Maint</b>      |                      |                                     |              |                   |                                |              |
| Maintenance                              | 1,977,568.00         | 810,017.05                          | 40.96        | 392,530.80        | 775,020.15                     | 39.19        |
| <b>Total Operations &amp; Maint</b>      | <b>1,977,568.00</b>  | <b>810,017.05</b>                   | <b>40.96</b> | <b>392,530.80</b> | <b>775,020.15</b>              | <b>39.19</b> |
| <b>Fund: Oper &amp; Maint Restricted</b> |                      |                                     |              |                   |                                |              |
| Protection,Health,Safety                 | 5,029,335.00         | 1,791,229.96                        | 35.62        | 113,921.30        | 3,124,183.74                   | 62.12        |
| Maintenance                              | .00                  | .00                                 | .00          | .00               | .00                            | .00          |
| Liability Protection                     | .00                  | .00                                 | .00          | .00               | .00                            | .00          |
| <b>Total Oper &amp; Maint Restricted</b> | <b>5,029,335.00</b>  | <b>1,791,229.96</b>                 | <b>35.62</b> | <b>113,921.30</b> | <b>3,124,183.74</b>            | <b>62.12</b> |
| <b>Fund: Bond &amp; Interest Fund</b>    |                      |                                     |              |                   |                                |              |
| Bond and Interest                        | 2,438,783.00         | 2,021,991.25                        | 82.91        | .00               | 416,791.75                     | 17.09        |
| <b>Total Bond &amp; Interest Fund</b>    | <b>2,438,783.00</b>  | <b>2,021,991.25</b>                 | <b>82.91</b> | <b>.00</b>        | <b>416,791.75</b>              | <b>17.09</b> |
| <b>Fund: Auxiliary Enterprises</b>       |                      |                                     |              |                   |                                |              |
| Instructional Programs                   | 585,306.00           | 256,981.10                          | 43.91        | 31,325.48         | 296,999.42                     | 50.74        |
| Auxiliary Services                       | 583,119.00           | 256,324.13                          | 43.96        | 21,824.00         | 304,970.87                     | 52.30        |
| Business/Community Educa                 | 164,877.00           | 83,411.82                           | 50.59        | .00               | 81,465.18                      | 49.41        |
| Institutional Support                    | 84,979.00            | 33,296.90                           | 39.18        | 25,330.48         | 26,351.62                      | 31.01        |
| <b>Total Auxiliary Enterprises</b>       | <b>1,418,281.00</b>  | <b>630,013.95</b>                   | <b>44.42</b> | <b>78,479.96</b>  | <b>709,787.09</b>              | <b>50.05</b> |

Richland Community College  
Expenditure Summary by Major Function  
For the month of December  
50% of Fiscal Year 1415

|                                      | Budget<br>1415       | ** Actual Expended **<br>12/31/2014 | %            | Encumbered        | *** Unencumbered<br>Amount | ***<br>%      |
|--------------------------------------|----------------------|-------------------------------------|--------------|-------------------|----------------------------|---------------|
| <b>Fund: Restricted Purposes Fd</b>  |                      |                                     |              |                   |                            |               |
| Grants                               | 3,739,498.00         | 1,454,957.58                        | 38.91        | 147,924.03        | 2,136,616.39               | 57.14         |
| Financial Aid                        | 8,088,408.00         | 3,855,098.16                        | 47.66        | .00               | 4,233,309.84               | 52.34         |
| <b>Total Restricted Purposes Fd</b>  | <b>11,827,906.00</b> | <b>5,310,055.74</b>                 | <b>44.89</b> | <b>147,924.03</b> | <b>6,369,926.23</b>        | <b>53.86</b>  |
| <b>Fund: Working Cash Fund</b>       |                      |                                     |              |                   |                            |               |
| Transfer Out                         | 5,000.00             | .00                                 | .00          | .00               | 5,000.00                   | 100.00        |
| <b>Total Working Cash Fund</b>       | <b>5,000.00</b>      | <b>.00</b>                          | <b>.00</b>   | <b>.00</b>        | <b>5,000.00</b>            | <b>100.00</b> |
| <b>Fund: Trust &amp; Agency Fund</b> |                      |                                     |              |                   |                            |               |
| Clubs                                | 80,500.00            | 39,658.72                           | 49.27        | 984.51            | 39,856.77                  | 49.51         |
| <b>Total Trust &amp; Agency Fund</b> | <b>80,500.00</b>     | <b>39,658.72</b>                    | <b>49.27</b> | <b>984.51</b>     | <b>39,856.77</b>           | <b>49.51</b>  |
| <b>Fund: Audit Fund</b>              |                      |                                     |              |                   |                            |               |
| Institutional Support                | 15,142.00            | 7,606.94                            | 50.24        | .00               | 7,535.06                   | 49.76         |
| Audit                                | 44,200.00            | 44,200.00                           | 100.00       | .00               | .00                        | .00           |
| Contingency                          | 8,872.00             | .00                                 | .00          | .00               | 8,872.00                   | 100.00        |
| <b>Total Audit Fund</b>              | <b>68,214.00</b>     | <b>51,806.94</b>                    | <b>75.95</b> | <b>.00</b>        | <b>16,407.06</b>           | <b>24.05</b>  |
| <b>Fund: Liab,Protect,Settle</b>     |                      |                                     |              |                   |                            |               |
| Liability Protection                 | 1,261,035.00         | 656,611.88                          | 52.07        | 208,800.43        | 395,622.69                 | 31.37         |
| Contingency                          | 114,504.00           | .00                                 | .00          | .00               | 114,504.00                 | 100.00        |
| <b>Total Liab,Protect,Settle</b>     | <b>1,375,539.00</b>  | <b>656,611.88</b>                   | <b>47.73</b> | <b>208,800.43</b> | <b>510,126.69</b>          | <b>37.09</b>  |

Richland Community College  
Expenditure Summary-Operating Funds  
For the month of December  
50% of Fiscal Year 1415

|                                     | Actual Exp<br>12/31/13 | ** Actual Expense **<br>06/30/14 | %           | Budget<br>1415       | *** Actual Expense **<br>12/31/14 | %           | Encumbered        | *** Unencumbered *** | %           |
|-------------------------------------|------------------------|----------------------------------|-------------|----------------------|-----------------------------------|-------------|-------------------|----------------------|-------------|
| <b>Fund: Education Fund</b>         |                        |                                  |             |                      |                                   |             |                   |                      |             |
| Salaries                            | 5,745,755.93           | 11,040,769.90                    | 52.0        | 11,038,103.00        | 5,648,559.23                      | 51.2        | .00               | 5,389,543.77         | 48.8        |
| Employee Benefits                   | 979,375.41             | 2,004,219.36                     | 48.9        | 2,010,962.00         | 966,650.32                        | 48.1        | .00               | 1,044,311.68         | 51.9        |
| Contractual Services                | 212,012.09             | 289,368.27                       | 73.3        | 326,179.00           | 228,586.00                        | 70.1        | 8,947.64          | 88,645.36            | 27.2        |
| Commodities                         | 475,567.75             | 826,140.53                       | 57.6        | 810,566.00           | 454,848.92                        | 56.1        | 55,690.56         | 300,026.52           | 37.0        |
| Travel                              | 82,023.68              | 164,840.02                       | 49.8        | 182,247.00           | 68,518.85                         | 37.6        | 20,623.98         | 93,104.17            | 51.1        |
| Fixed Charges                       | 71,202.51              | 132,154.69                       | 53.9        | 111,300.00           | 36,773.59                         | 33.0        | 25,440.61         | 49,085.80            | .4          |
| Capital Outlay                      | 3,914.85               | 8,816.46                         | 44.4        | 750.00               | .00                               | .0          | 749.00            | 1.00                 | .1          |
| Other                               | 288,707.44             | 869,374.85                       | 33.2        | 567,500.00           | 192,462.31                        | 33.9        | 78.00             | 374,959.69           | 66.1        |
| Transfer Out                        | .00                    | 385,202.81                       | .0          | 340,000.00           | .00                               | .0          | .00               | 340,000.00           | 100.0       |
| Contingency                         | .00                    | .00                              | .0          | .00                  | .00                               | .0          | .00               | .00                  | .0          |
| <b>Total Expenditures</b>           | <b>7,858,559.66</b>    | <b>15,720,886.89</b>             | <b>50.0</b> | <b>15,387,607.00</b> | <b>7,596,399.22</b>               | <b>49.4</b> | <b>111,529.79</b> | <b>7,679,677.99</b>  | <b>49.9</b> |
| <b>Fund: Operations &amp; Maint</b> |                        |                                  |             |                      |                                   |             |                   |                      |             |
| Salaries                            | 198,591.04             | 399,377.92                       | 49.7        | 431,070.00           | 212,710.10                        | 49.3        | .00               | 218,359.90           | 50.7        |
| Employee Benefits                   | 48,785.81              | 97,067.02                        | 50.3        | 105,713.00           | 57,919.32                         | 54.8        | .00               | 47,793.68            | 45.2        |
| Contractual Services                | 225,051.74             | 487,431.46                       | 46.2        | 532,010.00           | 196,403.55                        | 36.9        | 236,725.13        | 98,881.32            | 18.6        |
| Commodities                         | 61,570.93              | 135,157.75                       | 45.6        | 170,207.00           | 56,913.83                         | 33.4        | 44,296.13         | 68,997.04            | 40.5        |
| Travel                              | 962.11                 | 1,449.31                         | 66.4        | 2,600.00             | 568.62                            | 21.9        | .00               | 2,031.38             | 78.1        |
| Fixed Charges                       | 247,085.58             | 663,592.16                       | 37.2        | 735,968.00           | 285,501.63                        | 38.8        | 111,509.54        | 338,956.83           | .5          |
| Capital Outlay                      | .00                    | 43,990.73                        | .0          | .00                  | .00                               | .0          | .00               | .00                  | .0          |
| <b>Total Expenditures</b>           | <b>782,047.21</b>      | <b>1,828,066.35</b>              | <b>42.8</b> | <b>1,977,568.00</b>  | <b>810,017.05</b>                 | <b>41.0</b> | <b>392,530.80</b> | <b>775,020.15</b>    | <b>39.2</b> |
| <b>Total Operating Funds</b>        |                        |                                  |             |                      |                                   |             |                   |                      |             |
| Salaries                            | 5,944,346.97           | 11,440,147.82                    | 52.0        | 11,469,173.00        | 5,861,269.33                      | 51.1        | .00               | 5,607,903.67         | 48.9        |
| Employee Benefits                   | 1,028,161.22           | 2,101,286.38                     | 48.9        | 2,116,675.00         | 1,024,569.64                      | 48.4        | .00               | 1,092,105.36         | 51.6        |
| Contractual Services                | 437,063.83             | 776,799.73                       | 56.3        | 858,189.00           | 424,989.55                        | 49.5        | 245,672.77        | 187,526.68           | 21.9        |
| Commodities                         | 537,138.68             | 961,298.28                       | 55.9        | 980,773.00           | 511,762.75                        | 52.2        | 99,986.69         | 369,023.56           | 37.6        |
| Travel                              | 82,985.79              | 166,289.33                       | 49.9        | 184,847.00           | 69,087.47                         | 37.4        | 20,623.98         | 95,135.55            | 51.5        |
| Fixed Charges                       | 318,288.09             | 795,746.85                       | 40.0        | 847,268.00           | 322,275.22                        | 38.0        | 136,950.15        | 388,042.63           | 45.8        |
| Capital Outlay                      | 3,914.85               | 52,807.19                        | 7.4         | 750.00               | .00                               | .0          | 749.00            | 1.00                 | .1          |
| Other                               | 288,707.44             | 869,374.85                       | 33.2        | 567,500.00           | 192,462.31                        | 33.9        | 78.00             | 374,959.69           | 66.1        |
| Transfer Out                        | .00                    | 385,202.81                       | .0          | 340,000.00           | .00                               | .0          | .00               | 340,000.00           | 100.0       |
| <b>Total Expenditures</b>           | <b>8,640,606.87</b>    | <b>17,548,953.24</b>             | <b>49.2</b> | <b>17,365,175.00</b> | <b>8,406,416.27</b>               | <b>48.4</b> | <b>504,060.59</b> | <b>8,454,698.14</b>  | <b>48.7</b> |

Auxiliary Enterprises Fund  
 Instructional Programs  
 Statement of Revenue and Expense  
 Cash Basis  
 DEC 1415

|  | Actual             | Budget            |
|--|--------------------|-------------------|
| <b>Continuing and Professional Education</b> |                    |                   |
| -----  |                    |                   |
| <b>Revenues:</b>                             |                    |                   |
| Fitness Center                               | 25,597.00          | 55,000.00         |
| 6000 CPED Admin Expenses                     | 573.58             | 0.00              |
| 6001 CDL                                     | 97,223.96          | 195,522.00        |
| 6002 Computer & Technology                   | 7,341.94           | 18,647.00         |
| 6003 Dance                                   | 30,090.95          | 49,000.00         |
| 6004 Hobby & Leisure                         | 23,202.32          | 93,300.00         |
| 6007 Safety-Industrial                       | 110,586.68         | 294,817.00        |
| 6008 Shilling Rentals                        | 12,420.00          | 52,815.00         |
| 6010 DOC-CPR/First Aid                       | 1,681.44           | 15,000.00         |
| 6013 Culinary Arts                           | 5,645.00           | 9,500.00          |
| 6025 Camp Connections                        | 8,000.00           | 25,000.00         |
|  | -----              | -----             |
| <b>Total Revenues</b>                        | <b>322,362.87</b>  | <b>808,601.00</b> |
|  | -----              | -----             |
| <b>Expenses:</b>                             |                    |                   |
| Fitness Center                               | 26,427.55          | 60,000.00         |
| 6000 CPED Admin Expenses                     | 83,738.82          | 164,877.00        |
| 6001 CDL                                     | 73,275.40          | 145,779.00        |
| 6002 Computer & Technology                   | 9,105.10           | 15,489.00         |
| 6003 Dance                                   | 23,458.22          | 48,450.00         |
| 6004 Hobby & Leisure                         | 33,340.04          | 89,538.00         |
| 6007 Safety-Industrial                       | 75,008.20          | 199,008.00        |
| 6008 Shilling Rentals                        | 9,044.06           | 20,497.00         |
| 6010 DOC-CPR/First Aid                       | 3,816.95           | 3,786.00          |
| 6013 Culinary Arts                           | 8,456.33           | 8,805.00          |
| 6025 Camp Connections                        | 1,116.55           | 10,250.00         |
|  | -----              | -----             |
| <b>Total Expenses</b>                        | <b>346,787.22</b>  | <b>766,479.00</b> |
|  | -----              | -----             |
| <b>Net Income (Loss)</b>                     | <b>(24,424.35)</b> | <b>42,122.00</b>  |
|  | =====              | =====             |

Note: Credit Hour Reimbursement Revenue included above 29,663.09

Auxiliary Enterprises Fund  
 Outdoor Events  
 Statement of Revenue and Expense  
 Cash Basis  
 DEC 1415

|                          | Actual             | Budget             |
|--------------------------|--------------------|--------------------|
| <b>Revenues:</b>         |                    |                    |
| 6014 Dance Productions   | 19,487.50          | 30,000.00          |
| 6019 Outdoor Events      | 1,875.00           | 16,660.00          |
| 6023 Car Show            | 0.00               | 7,000.00           |
| 6024 Dog Show            | 0.00               | 6,000.00           |
| 6026 Drone Conference    | 3,750.00           | 0.00               |
| 6030 Misc Events         | 3,800.00           | 5,500.00           |
|                          | -----              | -----              |
| <b>Total Revenues</b>    | <b>28,912.50</b>   | <b>65,160.00</b>   |
|                          | -----              | -----              |
| <b>Expenses:</b>         |                    |                    |
| 6014 Dance Productions   | 8,619.03           | 22,041.00          |
| 6019 Outdoor Events      | 57,701.25          | 120,897.00         |
| 6020 Farm Progress Show  | 0.00               | 6,350.00           |
| 6021 Concert             | 0.00               | 500.00             |
| 6023 Car Show            | 0.00               | 4,025.00           |
| 6024 Dog Show            | 0.00               | 1,260.00           |
| 6026 Drone Conference    | 0.00               | 2,075.00           |
| 6030 Misc Events         | 0.00               | 4,350.00           |
|                          | -----              | -----              |
| <b>Total Expenses</b>    | <b>66,320.28</b>   | <b>161,498.00</b>  |
|                          | -----              | -----              |
| <b>Net Income (Loss)</b> | <b>(37,407.78)</b> | <b>(96,338.00)</b> |
|                          | =====              | =====              |

Auxiliary Enterprises Fund  
 Workforce Development  
 Statement of Revenue and Expense  
 Cash Basis  
 DEC 1415

|                           | Actual           | Budget            |
|---------------------------|------------------|-------------------|
| <b>Revenues:</b>          |                  |                   |
| 6009 Traffic Safety       | 19,572.25        | 43,331.00         |
| 8907 Culinary Restaurant  | 20,119.99        | 44,500.00         |
| 8908 Coffee Shop          | 31,825.17        | 60,924.00         |
| 8915 Misc Culinary Events | 3,360.00         | 2,250.00          |
|                           | -----            | -----             |
| <b>Total Revenues</b>     | <b>74,877.41</b> | <b>151,005.00</b> |
|                           | -----            | -----             |
| <b>Expenses:</b>          |                  |                   |
| 6009 Traffic Safety       | 17,523.84        | 43,704.00         |
| 8907 Culinary Restaurant  | 25,688.88        | 44,500.00         |
| 8908 Coffee Shop          | 28,458.54        | 45,900.00         |
| 8915 Misc Culinary Events | 1,882.00         | 2,250.00          |
|                           | -----            | -----             |
| <b>Total Expenses</b>     | <b>73,553.26</b> | <b>136,354.00</b> |
|                           | -----            | -----             |
| <b>Net Income (Loss)</b>  | <b>1,324.15</b>  | <b>14,651.00</b>  |
|                           | =====            | =====             |

Richland Community College  
Restricted Purposes Fund-Grants  
DEC 1415

|                                     | Grant Period            | Budget              | * Actual Expense  | % *          | Encumbered       | ** Unencumbered     | % **         |
|-------------------------------------|-------------------------|---------------------|-------------------|--------------|------------------|---------------------|--------------|
| 11578 IEMA School Safety Grant      | 07/01/2014 - 06/30/2015 | 60,000.00           | 0.00              | 0.00         | 6,500.00         | 53,500.00           | 0.00         |
| <b>Total</b>                        |                         | <b>60,000.00</b>    | <b>0.00</b>       | <b>.00</b>   | <b>6,500.00</b>  | <b>53,500.00</b>    | <b>89.17</b> |
| <b>Federally Funded Grants</b>      |                         |                     |                   |              |                  |                     |              |
| 11117 ADM Sequestration Grant       | 07/01/2010 - 06/30/2015 | 116,646.00          | 83,531.76         | 71.61        | 4,870.74         | 28,243.50           | 24.21        |
| 11496 DCP-STOP Act                  | 09/30/2013 - 09/29/2014 | 31,152.55           | 24,792.52         | 79.58        | 0.00             | 6,360.03            | 20.42        |
| 11596 DCP-STOP Act                  | 09/30/2014 - 09/29/2015 | 48,258.00           | 6,525.03          | 13.52        | 3,595.00         | 38,137.97           | 79.03        |
| 11595 DCP-Strategic Prevention      | 07/01/2014 - 06/30/2015 | 102,531.55          | 42,266.20         | 41.22        | 5,733.86         | 54,531.49           | 53.19        |
| 11480 TRIO Grant                    | 09/01/2013 - 08/31/2014 | 57,072.86           | 57,071.10         | 100.00       | 0.00             | 1.76                | .00          |
| 11580 TRIO Grant                    | 09/01/2014 - 08/30/2015 | 281,348.00          | 87,381.30         | 31.06        | 0.00             | 193,966.70          | 68.94        |
| 11316 TrainingAssist/CareerTrg      | 10/01/2012 - 09/30/2016 | 338,390.00          | 261,692.51        | 77.33        | 48,442.44        | 28,255.05           | 8.35         |
| <b>Total</b>                        |                         | <b>975,398.96</b>   | <b>563,260.42</b> | <b>57.75</b> | <b>62,642.04</b> | <b>349,496.50</b>   | <b>35.83</b> |
| <b>State Funded Grants</b>          |                         |                     |                   |              |                  |                     |              |
| 11523 Bridging the Gap              | 09/01/2014 - 06/30/2014 | 10,000.00           | 3,583.65          | 35.84        | 25.00            | 6,391.35            | 63.91        |
| 11520 Co-OpWorkStudy-IBHE           | 07/01/2014 - 06/30/2015 | 18,980.00           | 0.00              | 0.00         | 0.00             | 18,980.00           | 0.00         |
| 11217 Coal Educ & Mktg -DCEO        | 04/01/2012 - 07/31/2014 | 15,100.12           | 15,100.12         | 100.00       | 0.00             | 0.00                | .00          |
| 11440 Decatur DOC                   | 10/01/2013 - 09/30/2014 | 75,378.65           | 75,378.65         | 100.00       | 0.00             | 0.00                | .00          |
| 11540 Decatur DOC                   | 10/01/2014 - 09/30/2015 | 372,235.95          | 76,594.18         | 20.58        | 15,388.81        | 280,252.96          | 75.29        |
| 11524 DualCreditEnhancement         | 07/01/2014 - 06/30/2015 | 10,000.00           | 0.00              | 0.00         | 0.00             | 10,000.00           | 0.00         |
| 11518 Hwy Construct Career Grt      | 07/01/2014 - 06/30/2015 | 260,131.00          | 8,990.65          | 3.46         | 53.20            | 251,087.15          | 96.52        |
| 11441 Lincoln DOC                   | 10/01/2013 - 09/30/2014 | 52,384.17           | 52,384.17         | 100.00       | 0.00             | 0.00                | .00          |
| 11541 Lincoln DOC                   | 10/01/2014 - 09/30/2015 | 294,485.18          | 54,341.16         | 18.45        | 1,470.00         | 238,674.02          | 81.05        |
| 11442 Logan DOC                     | 10/01/2013 - 09/30/2014 | 74,340.29           | 74,339.92         | 100.00       | 0.00             | 0.37                | .00          |
| 11542 Logan DOC                     | 10/01/2014 - 09/30/2015 | 411,635.27          | 73,021.21         | 17.74        | 15,232.67        | 323,381.39          | 78.56        |
| 11554 Performance Grant             | 07/01/2014 - 06/30/2015 | 48,575.00           | 22,136.43         | 45.57        | 0.00             | 26,438.57           | 54.43        |
| 11444 Pontiac DOC                   | 10/01/2013 - 09/30/2014 | 11,070.90           | 11,070.90         | 100.00       | 0.00             | 0.00                | .00          |
| 11544 Pontiac DOC                   | 10/01/2014 - 09/30/2015 | 60,366.77           | 10,660.18         | 17.66        | 0.00             | 49,706.59           | 82.34        |
| 11560 Public Assistance             | 07/01/2014 - 06/30/2015 | 51,586.00           | 21,353.82         | 41.39        | 0.00             | 30,232.18           | 58.61        |
| 11564 SOS Literacy - State          | 07/01/2014 - 06/30/2015 | 67,000.00           | 25,465.37         | 38.01        | 0.00             | 41,534.63           | 61.99        |
| 11572 State Basic Adult Ed          | 07/01/2014 - 06/30/2015 | 37,981.00           | 18,956.48         | 49.91        | 0.00             | 19,024.52           | 50.09        |
| 11566 Workplace Skills Enhance      | 07/01/2014 - 06/30/2015 | 14,500.00           | 3,336.24          | 23.01        | 0.00             | 11,163.76           | 76.99        |
| <b>Total</b>                        |                         | <b>1,885,750.30</b> | <b>546,713.13</b> | <b>28.99</b> | <b>32,169.68</b> | <b>1,306,867.49</b> | <b>69.30</b> |
| <b>Locally Funded Grants</b>        |                         |                     |                   |              |                  |                     |              |
| 11322 AACC Plus 50 Grant            | 04/01/2013 -            | 13,034.81           | 4,473.14          | 34.32        | 419.06           | 8,142.61            | 62.47        |
| 8999 Decatur Comm Partnership       | 10/01/2007 -            | 12,000.00           | 2,375.00          | 19.79        | 0.00             | 9,625.00            | 80.21        |
| 11373 Literacy Grant-EdCo           | 03/01/2013 - 12/31/2014 | 51,852.93           | 12,971.71         | 25.02        | 0.00             | 38,881.22           | 74.98        |
| <b>Total</b>                        |                         | <b>76,887.74</b>    | <b>19,819.85</b>  | <b>25.78</b> | <b>419.06</b>    | <b>56,648.83</b>    | <b>73.68</b> |
| <b>Cash/RCC Restricted Programs</b> |                         |                     |                   |              |                  |                     |              |
| 9098 Partners in Education          | -                       | 84,725.00           | 41,097.28         | 48.51        | 0.00             | 43,627.72           | 51.49        |
| 11458 Project READ                  | 07/01/2013 -            | 100,207.00          | 48,242.78         | 48.14        | 0.00             | 51,964.22           | 51.86        |
| EQUI Reserved for Equipment         | 07/01/2005 -            | 227,691.00          | 52,918.24         | 23.24        | 27,819.15        | 146,953.61          | 64.54        |

Richland Community College  
 Restricted Purposes Fund-Grants  
 DEC 1415

|                              | Grant Period                                     | Budget       | * Actual     | Expense | % *   | Encumbered | ** Unencumbered | % **  |
|------------------------------|--|--------------|--------------|---------|-------|------------|-----------------|-------|
|                              |  | -----        | -----        | -----   | ----- | -----      | -----           | ----- |
| Total                        |  | 412,623.00   | 142,258.30   | 34.48   |       | 27,819.15  | 242,545.55      | 58.78 |
| RCC-Foundation Funded Grants |  |              |              |         |       |            |                 |       |
| -----                        |  |              |              |         |       |            |                 |       |
| 11533                        | Foundation Gifts to RCC 07/01/2014 - 06/30/2015  | 41,170.00    | 15,163.26    | 36.83   |       | 16,474.10  | 9,532.64        | 23.15 |
| Total                        |  | 41,170.00    | 15,163.26    | 36.83   |       | 16,474.10  | 9,532.64        | 23.15 |
| Fed Funded through State     |  |              |              |         |       |            |                 |       |
| -----                        |  |              |              |         |       |            |                 |       |
| 11512                        | Carl Perkins- ICCB 07/01/2014 - 06/30/2015       | 176,542.00   | 91,829.13    | 52.02   |       | 1,300.00   | 83,412.87       | 47.25 |
| 11532                        | Federal Adult Ed Basic 07/01/2014 - 06/30/2015   | 33,780.00    | 26,285.30    | 77.81   |       | 0.00       | 7,494.70        | 22.19 |
| 11556                        | Program Improvement Grnt 07/01/2014 - 06/30/2015 | 12,856.00    | 5,284.62     | 41.11   |       | 0.00       | 7,571.38        | 58.89 |
| Total                        |  | 223,178.00   | 123,399.05   | 55.29   |       | 1,300.00   | 98,478.95       | 44.13 |
| Total Grants                 |  | 3,675,008.00 | 1,410,614.01 | 38.38   |       | 147,324.03 | 2,117,069.96    | 57.61 |

Richland Community College

ACCOUNT SUMMARY

DEC 1415

| Fund: Education Fund            | Month      | Full Year    | Year to Date |            | Pct    | Variance     |
|---------------------------------|------------|--------------|--------------|------------|--------|--------------|
| Acct Description                | Actual     | Budget       | Actual       | Encumbered |        |              |
| 51100 Administrative Staff Sal  | 156,196.99 | 1,927,784.00 | 945,967.52   | 0.00       | 49.1   | 981,816.48   |
| 51102 Administrative Staff-PT   | 3,500.00   | 0.00         | 13,840.91    | 0.00       | .0     | -13,840.91   |
| 51200 Professional/Tech Salary  | 60,194.06  | 678,618.00   | 335,169.45   | 0.00       | 49.4   | 343,448.55   |
| 51201 Professional/Tech-PT      | 1,360.77   | 31,500.00    | 6,064.41     | 0.00       | 19.3   | 25,435.59    |
| 51202 Professional/Tech-PT      | 1,900.85   | 35,000.00    | 21,149.58    | 0.00       | 60.4   | 13,850.42    |
| 51310 F/T Faculty Salary        | 348,837.70 | 3,995,352.00 | 1,954,936.90 | 0.00       | 48.9   | 2,040,415.10 |
| 51315 F/T Faculty-Summer Sal    | 0.00       | 339,028.00   | 305,392.02   | 0.00       | 90.1   | 33,635.98    |
| 51320 P/T Faculty Salary        | 118,113.02 | 977,280.00   | 547,781.31   | 0.00       | 56.1   | 429,498.69   |
| 51325 P/T Faculty-Summer Sal    | 0.00       | 96,033.00    | 95,837.01    | 0.00       | 99.8   | 195.99       |
| 51340 Overload Salary           | 58,623.54  | 456,175.00   | 208,425.88   | 0.00       | 45.7   | 247,749.12   |
| 51345 Clinical Risk Stipends    | 3,555.56   | 35,500.00    | 18,400.02    | 0.00       | 51.8   | 17,099.98    |
| 51350 Independent Study Salary  | 7,230.00   | 14,600.00    | 16,680.00    | 0.00       | 114.2  | -2,080.00    |
| 51356 Subs Instructors Salary   | 959.09     | 14,550.00    | 6,969.20     | 0.00       | 47.9   | 7,580.80     |
| 51360 LabFacilitators           | 1,243.52   | 34,000.00    | 15,564.81    | 0.00       | 45.8   | 18,435.19    |
| 51362 Faculty Tutors Salary     | 3,018.65   | 154,928.00   | 46,765.96    | 0.00       | 30.2   | 108,162.04   |
| 51391 Faculty Curriculum Dev OL | 0.00       | 7,000.00     | 5,625.00     | 0.00       | 80.4   | 1,375.00     |
| 51392 Faculty Curriculum Dev    | 0.00       | 1,800.00     | 0.00         | 0.00       | .0     | 1,800.00     |
| 51400 Supervisory Staff Salary  | 41,455.48  | 611,240.00   | 268,963.18   | 0.00       | 44.0   | 342,276.82   |
| 51500 Academic Support Salary   | 14,208.64  | 170,505.00   | 85,251.84    | 0.00       | 50.0   | 85,253.16    |
| 51502 Academic Support-PT       | 11,792.66  | 160,155.00   | 121,950.49   | 0.00       | 76.1   | 38,204.51    |
| 51610 F/T Classified Salary     | 90,750.00  | 1,075,457.00 | 524,493.67   | 0.00       | 48.8   | 550,963.33   |
| 51620 P/T Classified Salary     | 2,996.67   | 88,731.00    | 32,829.31    | 0.00       | 37.0   | 55,901.69    |
| 51630 Classified-Temporary      | 1,011.43   | 1,000.00     | 19,371.88    | 0.00       | 1937.2 | -18,371.88   |
| 51800 Student Workers Salary    | 3,100.71   | 68,925.00    | 19,425.51    | 0.00       | 28.2   | 49,499.49    |
| 51801 FWSP Workers Salary       | 783.15     | 0.00         | 783.15       | 0.00       | .0     | -783.15      |
| 51906 Interpreter Salary        | 3,838.26   | 25,000.00    | 13,568.96    | 0.00       | 54.3   | 11,431.04    |
| 51912 Test Proctor Salary       | 1,185.00   | 1,000.00     | 1,185.00     | 0.00       | 118.5  | -185.00      |
| 51918 Overtime Wages            | 247.86     | 8,150.00     | 4,019.58     | 0.00       | 49.3   | 4,130.42     |
| 51930 Car Allowance             | 0.00       | 2,400.00     | 600.00       | 0.00       | 25.0   | 1,800.00     |
| 51935 SURS Fringe Benefit       | 2,193.18   | 26,392.00    | 11,546.68    | 0.00       | 43.8   | 14,845.32    |
| 52080 SURS-RetireeHealthContri  | 4,166.67   | 46,880.00    | 23,157.77    | 0.00       | 49.4   | 23,722.23    |
| 52100 EmployeeBenefitsTotal     | 196.65     | 3,500.00     | 196.65       | 0.00       | 5.6    | 3,303.35     |
| 52101 Group Medical Ins         | 146,921.78 | 1,826,173.00 | 846,836.65   | 0.00       | 46.4   | 979,336.35   |
| 52102 Group Dental Ins          | 5,624.21   | 69,387.00    | 31,850.58    | 0.00       | 45.9   | 37,536.42    |
| 52104 Group Life Ins            | 2,840.84   | 34,517.00    | 17,511.51    | 0.00       | 50.7   | 17,005.49    |
| 52105 Group LTD Ins             | 1,785.13   | 21,245.00    | 10,316.77    | 0.00       | 48.6   | 10,928.23    |
| 52106 Long-Term Care Ins        | 0.00       | 4,000.00     | 3,853.39     | 0.00       | 96.3   | 146.61       |
| 52700 Medicare                  | 0.00       | 260.00       | 0.00         | 0.00       | .0     | 260.00       |
| 52750 Staff/Family Waivers      | 8,396.00   | 5,000.00     | 32,927.00    | 0.00       | 658.5  | -27,927.00   |
| 53200 Consultants/Workshops     | 39.91      | 5,150.00     | 39.91        | 0.00       | .8     | 5,110.09     |
| 53205 Admin Computer-Maint      | 0.00       | 181,459.00   | 163,190.06   | 0.00       | 89.9   | 18,268.94    |
| 53400 Equip Repair/Maint Agree  | 0.00       | 21,375.00    | 6,235.38     | 2,542.50   | 41.1   | 12,597.12    |
| 53500 Legal Services-Admin      | 13,474.84  | 51,000.00    | 30,947.46    | 0.00       | 60.7   | 20,052.54    |
| 53900 Contractual-Other         | 2,520.32   | 39,955.00    | 14,557.73    | 5,616.58   | 50.5   | 19,780.69    |
| 53920 Wellness Program          | 0.00       | 5,600.00     | 3,030.00     | 0.00       | 54.1   | 2,570.00     |
| 53938 Tuition                   | 0.00       | 3,000.00     | 0.00         | 0.00       | .0     | 3,000.00     |
| 53955 Faculty Development       | 0.00       | 855.00       | 467.08       | 333.56     | 93.6   | 54.36        |
| 53956 Staff Development         | 0.00       | 4,250.00     | 1,707.50     | 0.00       | 40.2   | 2,542.50     |
| 53974 Resource Persons          | 0.00       | 200.00       | 0.00         | 0.00       | .0     | 200.00       |
| 53975 Professional Fees         | 0.00       | 7,500.00     | 5,119.00     | 0.00       | 68.3   | 2,381.00     |
| 53993 Employee Recognition EAT  | 259.82     | 1,600.00     | 1,484.58     | 455.00     | 121.2  | -339.58      |

Richland Community College

ACCOUNT SUMMARY

DEC 1415

| Fund: Education Fund<br>Acct Description | Month        | Full Year     | Year to Date |            | Pct   | Variance     |
|--|--------------|---------------|--------------|------------|-------|--------------|
|  | Actual       | Budget        | Actual       | Encumbered |       |              |
| 53995 Meals                              | 0.00         | 3,235.00      | 1,807.30     | 0.00       | 55.9  | 1,427.70     |
| 53998 Student Awards                     | 0.00         | 1,000.00      | 0.00         | 0.00       | .0    | 1,000.00     |
| 54101 Office Supplies                    | 32.50        | 34,728.00     | 9,143.86     | 288.96     | 27.2  | 25,295.18    |
| 54102 Instructional Supplies             | 14,206.20    | 139,342.60    | 57,099.56    | 19,386.35  | 54.9  | 62,856.69    |
| 54200 Printing                           | 1,094.39     | 33,456.00     | 18,120.50    | 9,195.58   | 81.6  | 6,139.92     |
| 54205 Credit Schedules                   | 0.00         | 6,300.00      | 0.00         | 0.00       | .0    | 6,300.00     |
| 54210 Catalog Printing                   | 0.00         | 5,490.00      | 0.00         | 0.00       | .0    | 5,490.00     |
| 54400 Materials                          | 1,390.11     | 101,573.40    | 32,165.53    | 6,827.66   | 38.4  | 62,580.21    |
| 54401 Audio Visual Materials             | 409.00       | 8,550.00      | 2,764.84     | 1,759.90   | 52.9  | 4,025.26     |
| 54402 Postage                            | 1,089.38     | 34,440.00     | 8,716.39     | 0.00       | 25.3  | 25,723.61    |
| 54408 Computer Software                  | -1,782.50    | 130,072.00    | 116,223.69   | 864.98     | 90.0  | 12,983.33    |
| 54413 Transcripts                        | 0.00         | 22,000.00     | 13,000.00    | 0.00       | 57.8  | 9,500.00     |
| 54515 Reference Materials                | 0.00         | 5,263.00      | 3,894.99     | 1,164.12   | 96.1  | 203.89       |
| 54520 Books-Library Collection           | 1,121.74     | 17,440.00     | 6,478.21     | 683.21     | 41.1  | 10,278.58    |
| 54600 Publications & Dues                | 10,587.30    | 121,057.00    | 111,427.18   | 1,714.58   | 93.5  | 7,915.24     |
| 54700 Advertising                        | 15,030.80    | 138,990.00    | 73,549.65    | 13,256.19  | 62.5  | 52,184.16    |
| 54705 Specialities                       | -97.71       | 4,320.00      | 1,928.06     | 0.00       | 44.6  | 2,391.94     |
| 54710 WYSE Activities                    | 0.00         | 1,059.00      | 0.00         | 0.00       | .0    | 1,059.00     |
| 54905 Graphic Supplies                   | 0.00         | 5,085.00      | 176.72       | 428.02     | 11.9  | 4,480.26     |
| 54908 Laundry/Linen Supplies             | 0.00         | 900.00        | 159.74       | 121.01     | 31.2  | 619.25       |
| 55100 Meeting Expense                    | 1,036.76     | 22,118.00     | 7,237.65     | 185.20     | 33.6  | 14,695.15    |
| 55102 Alumni Activities                  | 0.00         | 180.00        | 0.00         | 0.00       | .0    | 180.00       |
| 55150 Registration Fees                  | 272.80       | 44,900.00     | 16,967.48    | 6,085.00   | 51.3  | 21,847.52    |
| 55200 Travel-In State                    | 1,225.79     | 32,378.00     | 11,824.93    | 1,452.02   | 41.0  | 19,101.05    |
| 55204 Travel-In State Mileage            | 1,645.95     | 7,947.00      | 5,958.62     | 2,284.69   | 103.7 | -296.31      |
| 55300 Travel-Out of State                | 0.00         | 72,724.00     | 25,840.17    | 10,617.07  | 50.1  | 36,266.76    |
| 55400 Recruitment                        | 0.00         | 2,000.00      | 690.00       | 0.00       | 34.5  | 1,310.00     |
| 56200 Equipment Rental                   | 5,283.38     | 47,000.00     | 20,472.57    | 19,495.75  | 85.0  | 7,031.68     |
| 56800 Bank Card Fees                     | 63.79        | 16,000.00     | 7,519.18     | 0.00       | 47.0  | 8,480.82     |
| 56810 Collection Co Charges              | 0.00         | 18,000.00     | 7,630.24     | 0.00       | 42.4  | 10,369.76    |
| 56815 Graduation Expense                 | 0.00         | 18,000.00     | 102.49       | 3,820.79   | 21.8  | 14,076.72    |
| 57500 Telephone                          | 50.02        | 800.00        | 250.10       | 0.00       | 31.3  | 549.90       |
| 57700 Telecommunications                 | 1,582.73     | 11,500.00     | 799.01       | 2,124.07   | 25.4  | 8,576.92     |
| 58600 Equipment-Instructional            | 0.00         | 750.00        | 0.00         | 749.00     | 99.9  | 1.00         |
| 59040 Write-Offs                         | 4,791.40     | 25,000.00     | 13,599.76    | 0.00       | 54.4  | 11,400.24    |
| 59300 Chargeback Expense                 | 0.00         | 40,000.00     | 18,426.30    | 0.00       | 46.1  | 21,573.70    |
| 59405 Tuition Waiver                     | 598.00       | 250,000.00    | 98,054.01    | 0.00       | 39.2  | 151,945.99   |
| 59415 Illinois Veterans Grants           | 0.00         | 100,000.00    | 0.00         | 0.00       | .0    | 100,000.00   |
| 59416 Unfunded ING/MIA/POW               | 0.00         | 38,000.00     | 3,683.75     | 0.00       | 9.7   | 34,316.25    |
| 59901 Contributions                      | 41,250.00    | 105,000.00    | 54,750.00    | 0.00       | 52.1  | 50,250.00    |
| 59965 Bank Service Charges               | 660.39       | 7,500.00      | 3,631.42     | 78.00      | 49.5  | 3,790.58     |
| 59999 Expense-Other                      | -18.40       | 2,000.00      | 317.07       | 0.00       | 15.9  | 1,682.93     |
|  | 1,226,046.78 | 15,047,607.00 | 7,596,399.22 | 111,529.79 | 51.2  | 7,339,677.99 |
| 71000 Transfer Out                       | 0.00         | 340,000.00    | 0.00         | 0.00       | 0.0   | 340,000.00   |
| 01 Education Fund                        | 1,226,046.78 | 15,387,607.00 | 7,596,399.22 | 111,529.79 | 50.1  | 7,679,677.99 |

Richland Community College

ACCOUNT SUMMARY

DEC 1415

| Fund: Operations & Maint<br>Acct Description | Month<br>Actual | Full Year<br>Budget | Year to Date |            | Pct   | Variance   |
|--|-----------------|---------------------|--------------|------------|-------|------------|
|  |                 |                     | Actual       | Encumbered |       |            |
| 51100 Administrative Staff Sal               | 5,554.91        | 66,781.00           | 33,329.45    | 0.00       | 49.9  | 33,451.55  |
| 51200 Professional/Tech Salary               | 2,190.38        | 26,942.00           | 13,142.28    | 0.00       | 48.8  | 13,799.72  |
| 51400 Supervisory Staff Salary               | 9,572.84        | 116,680.00          | 57,437.04    | 0.00       | 49.2  | 59,242.96  |
| 51610 F/T Classified Salary                  | 2,140.66        | 32,000.00           | 24,162.36    | 0.00       | 75.5  | 7,837.64   |
| 51700 Custodial,Maint Stf Sal                | 13,731.86       | 176,167.00          | 81,280.16    | 0.00       | 46.1  | 94,886.84  |
| 51800 Student Workers Salary                 | 0.00            | 3,500.00            | 0.00         | 0.00       | .0    | 3,500.00   |
| 51918 Overtime Wages                         | 96.90           | 9,000.00            | 3,358.81     | 0.00       | 37.3  | 5,641.19   |
| 52080 SURS-RetireeHealthContri               | 174.35          | 2,093.00            | 1,009.58     | 0.00       | 48.2  | 1,083.42   |
| 52101 Group Medical Ins                      | 7,964.42        | 96,901.00           | 48,168.24    | 0.00       | 49.7  | 48,732.76  |
| 52102 Group Dental Ins                       | 322.90          | 3,839.00            | 1,937.40     | 0.00       | 50.5  | 1,901.60   |
| 52104 Group Life Ins                         | 135.58          | 1,792.00            | 816.68       | 0.00       | 45.6  | 975.32     |
| 52105 Group LTD Ins                          | 83.08           | 1,088.00            | 500.42       | 0.00       | 46.0  | 587.58     |
| 52750 Staff/Family Waivers                   | 2,343.00        | 0.00                | 5,487.00     | 0.00       | .0    | -5,487.00  |
| 53400 Equip Repair/Maint Agree               | 4,534.97        | 62,000.00           | 22,824.61    | 10,216.74  | 53.3  | 28,958.65  |
| 53405 Telephone Maint Agree                  | 0.00            | 10,000.00           | 0.00         | 10,816.04  | 108.2 | -816.04    |
| 53410 Custodial Services                     | 29,921.95       | 389,430.00          | 147,869.65   | 210,432.35 | 92.0  | 31,128.00  |
| 53415 Security                               | 680.59          | 12,355.00           | 5,348.36     | 0.00       | 43.3  | 7,006.64   |
| 53420 Building Repair/Maint                  | 0.00            | 7,000.00            | 0.00         | 0.00       | .0    | 7,000.00   |
| 53900 Contractual-Other                      | 2,498.00        | 26,575.00           | 13,535.78    | 0.00       | 50.9  | 13,039.22  |
| 53910 Pest Control                           | 933.50          | 13,650.00           | 4,619.82     | 4,260.00   | 65.1  | 4,770.18   |
| 53915 Snow/Grounds                           | 480.00          | 11,000.00           | 2,205.33     | 1,000.00   | 29.1  | 7,794.67   |
| 54101 Office Supplies                        | 0.00            | 900.00              | 255.08       | 0.00       | 28.3  | 644.92     |
| 54102 Instructional Supplies                 | 0.00            | 1,750.00            | 0.00         | 0.00       | .0    | 1,750.00   |
| 54104 Maintenance Supplies                   | 8,378.12        | 112,887.00          | 37,982.54    | 27,591.33  | 58.1  | 47,313.13  |
| 54105 Vehicle Expense                        | 2,290.39        | 19,500.00           | 8,392.08     | 9,744.67   | 93.0  | 1,363.25   |
| 54107 Wind Turbine Maintenance               | 0.00            | 16,000.00           | 0.00         | 5,500.00   | 34.4  | 10,500.00  |
| 54200 Printing                               | 0.00            | 850.00              | 483.09       | 0.00       | 56.8  | 366.91     |
| 54400 Materials                              | 954.80          | 6,420.00            | 6,263.09     | 74.38      | 98.7  | 82.53      |
| 54402 Postage                                | 0.00            | 350.00              | 134.05       | 0.00       | 38.3  | 215.95     |
| 54408 Computer Software                      | 0.00            | 3,600.00            | 1,800.00     | 0.00       | 50.0  | 1,800.00   |
| 54600 Publications & Dues                    | 0.00            | 1,650.00            | 247.61       | 0.00       | 15.0  | 1,402.39   |
| 54700 Advertising                            | 0.00            | 300.00              | 137.05       | 0.00       | 45.7  | 162.95     |
| 54910 Uniforms                               | 247.24          | 6,000.00            | 1,219.24     | 1,385.75   | 43.4  | 3,395.01   |
| 55100 Meeting Expense                        | 0.00            | 300.00              | 274.54       | 0.00       | 91.5  | 25.46      |
| 55150 Registration Fees                      | 0.00            | 900.00              | 0.00         | 0.00       | .0    | 900.00     |
| 55200 Travel-In State                        | 0.00            | 1,400.00            | 294.08       | 0.00       | 21.0  | 1,105.92   |
| 56100 Facility Rental                        | 10,949.25       | 146,305.00          | 67,195.50    | 65,695.54  | 90.8  | 13,413.96  |
| 56200 Equipment Rental                       | 0.00            | 2,800.00            | 395.00       | 0.00       | 14.1  | 2,405.00   |
| 56600 Install Pymt Lease/Purch               | 6,647.00        | 79,764.00           | 38,788.80    | 39,882.00  | 98.6  | 1,093.20   |
| 56750 Property Taxes                         | 0.00            | 8,900.00            | 943.25       | 0.00       | 10.6  | 7,956.75   |
| 57150 Propane                                | 0.00            | 7,500.00            | 0.00         | 0.00       | .0    | 7,500.00   |
| 57300 Electricity                            | 40,110.65       | 393,099.00          | 132,307.18   | 0.00       | 33.7  | 260,791.82 |
| 57400 Water,Sewage                           | 2,406.15        | 27,300.00           | 11,198.30    | 0.00       | 41.0  | 16,101.70  |
| 57500 Telephone                              | 6,735.97        | 44,700.00           | 25,696.18    | 915.00     | 59.5  | 18,088.82  |
| 57600 Refuse Disposal                        | 2,694.85        | 20,250.00           | 8,296.96     | 5,017.00   | 65.7  | 6,936.04   |
| 57700 Telecommunications                     | 0.00            | 5,350.00            | 680.46       | 0.00       | 12.7  | 4,669.54   |
|  | 164,774.31      | 1,977,568.00        | 810,017.05   | 392,530.80 | 60.8  | 775,020.15 |
| 71000 Transfer Out                           | 0.00            | 0.00                | 0.00         | 0.00       | 0.0   | 0.00       |
| 02 Operations & Maint                        | 164,774.31      | 1,977,568.00        | 810,017.05   | 392,530.80 | 60.8  | 775,020.15 |

Richland Community College  
Expenditure Summary by Cost Center  
For the month of December  
50% of Fiscal Year 1415

|                                      | Budget<br>1415      | ** Actual Expended<br>12/31/2014 | **<br>%      | Encumbered       | *** Unencumbered    | ****<br>%    |
|--------------------------------------|---------------------|----------------------------------|--------------|------------------|---------------------|--------------|
| Fund: Education Fund                 |                     |                                  |              |                  |                     |              |
| Costs for Office of Stu and Acad     |                     |                                  |              |                  |                     |              |
| GED-AB & ASE                         | 10,064.00           | 4,464.94                         | 44.37        | .00              | 5,599.06            | 55.63        |
| DOC General Studies                  | 43,850.00           | 22,123.40                        | 50.45        | .00              | 21,726.60           | 49.55        |
| Honors Program                       | 6,117.00            | 1,325.55                         | 21.67        | .00              | 4,791.45            | 78.33        |
| Online Learning                      | 148,674.00          | 64,525.24                        | 43.40        | 381.54           | 83,767.22           | 56.34        |
| Dual Credit                          | 15,000.00           | .00                              | .00          | .00              | 15,000.00           | 100.00       |
| Diversity                            | 6,755.00            | 4.52                             | .07          | .00              | 6,750.48            | 99.93        |
| Student Relations                    | 1,000.00            | .00                              | .00          | .00              | 1,000.00            | 100.00       |
| <b>Total Office of Stu and Acad</b>  | <b>231,460.00</b>   | <b>92,443.65</b>                 | <b>39.94</b> | <b>381.54</b>    | <b>138,634.81</b>   | <b>59.90</b> |
| Costs for Business and Technology    |                     |                                  |              |                  |                     |              |
| Business/TechnologyDean              | 155,628.71          | 73,237.01                        | 47.06        | .00              | 82,391.70           | 52.94        |
| Accounting/Business                  | 300,958.00          | 156,324.93                       | 51.94        | .00              | 144,633.07          | 48.06        |
| Culinary Arts                        | 221,280.00          | 122,828.95                       | 55.51        | 12,194.03        | 86,257.02           | 38.98        |
| Information Tech-OccTech             | 232,983.00          | 126,193.24                       | 54.16        | .00              | 106,789.76          | 45.84        |
| Office Tech-Bus Occ                  | 141,800.19          | 79,987.52                        | 56.41        | 99.95            | 61,712.72           | 43.52        |
| Agribusiness-OccTech                 | 450.00              | .00                              | .00          | .00              | 450.00              | 100.00       |
| Automotive-Tech Occ                  | 111,901.85          | 64,116.35                        | 57.30        | 578.04           | 47,207.46           | 42.19        |
| Collision Repair Tech                | 57,512.00           | 13,336.39                        | 23.19        | 1,424.95         | 42,750.66           | 74.33        |
| Drafting/DesignEngineer              | 77,005.00           | 23,656.64                        | 30.72        | 618.50           | 52,729.86           | 68.48        |
| Diesel Med/Hvy Trk Tech              | 64,257.00           | 14,077.14                        | 21.91        | 239.50           | 49,940.36           | 77.72        |
| Heating,Vent,AC-Tech Occ             | 117,943.00          | 75,988.80                        | 64.43        | 1,383.13         | 40,571.07           | 34.40        |
| Horticulture-Bus Occup               | 380,184.00          | 189,504.83                       | 49.85        | 150.00           | 190,529.17          | 50.11        |
| Welding-Technical Occ                | 213,857.00          | 110,424.07                       | 51.63        | 2,000.00         | 101,432.93          | 47.43        |
| Health Information Tech              | 180,856.25          | 71,587.93                        | 39.58        | 419.00           | 108,849.32          | 60.19        |
| Hospitality Management               | 59,951.00           | .00                              | .00          | .00              | 59,951.00           | 100.00       |
| <b>Total Business and Technology</b> | <b>2,316,567.00</b> | <b>1,121,263.80</b>              | <b>48.40</b> | <b>19,107.10</b> | <b>1,176,196.10</b> | <b>50.77</b> |
| Costs for Comm, Ed, Hum and Fine A   |                     |                                  |              |                  |                     |              |
| Humanities - Dean                    | 183,673.00          | 85,212.57                        | 46.39        | 3,158.48         | 95,301.95           | 51.89        |
| Art-Baccalaureate                    | 158,533.00          | 87,702.37                        | 55.32        | 235.00           | 70,595.63           | 44.53        |
| Erlanson Art Gallery                 | 10,680.00           | 5,203.03                         | 48.72        | .00              | 5,476.97            | 51.28        |
| African Amer Stu-Baccal              | 47,532.00           | 24,713.37                        | 51.99        | .00              | 22,818.63           | 48.01        |
| Engl/Human/Journal-Bacca             | 884,311.00          | 490,686.28                       | 55.49        | .00              | 393,624.72          | 44.51        |
| Foreign Lang-Baccal                  | 103,277.00          | 51,962.49                        | 50.31        | .00              | 51,314.51           | 49.69        |
| Music-Baccalaureate                  | 22,505.00           | 19,086.50                        | 84.81        | .00              | 3,418.50            | 15.19        |
| Dance-Baccalaureate                  | 2,045.00            | .00                              | .00          | .00              | 2,045.00            | 100.00       |
| Philosophy-Baccalaureate             | 120,195.00          | 61,686.93                        | 51.32        | .00              | 58,508.07           | 48.68        |
| Speech/Forensic/Drama                | 118,270.00          | 82,016.76                        | 69.35        | .00              | 36,253.24           | 30.65        |
| EarlyChildhoodEduc-AAS               | 94,836.00           | 44,061.57                        | 46.46        | .00              | 50,774.43           | 53.54        |
| Education-Baccalaureate              | 53,934.00           | 21,278.18                        | 39.45        | 290.00           | 32,365.82           | 60.01        |
| <b>Total Comm, Ed, Hum and Fine</b>  | <b>1,799,791.00</b> | <b>973,610.05</b>                | <b>54.10</b> | <b>3,683.48</b>  | <b>822,497.47</b>   | <b>45.70</b> |

Richland Community College  
Expenditure Summary by Cost Center  
For the month of December  
50% of Fiscal Year 1415

|                                       | Budget<br>1415      | ** Actual Expended **<br>12/31/2014 | %            | Encumbered       | *** Unencumbered *** | ****<br>%    |
|---------------------------------------|---------------------|-------------------------------------|--------------|------------------|----------------------|--------------|
| <b>Costs for Math and Sciences</b>    |                     |                                     |              |                  |                      |              |
| Engineering-Baccal                    | 10,969.57           | 11,045.74                           | 100.69       | .00              | -76.17               | - .69        |
| Math-Baccalaureate                    | 536,319.68          | 305,681.13                          | 57.00        | .00              | 230,638.55           | 43.00        |
| Phys Sci/Physic-Baccal                | 93,962.75           | 40,401.78                           | 43.00        | .00              | 53,560.97            | 57.00        |
| Biology-Baccalaureate                 | 414,922.00          | 243,819.42                          | 58.76        | .00              | 171,102.58           | 41.24        |
| General Science                       | 2,340.00            | 3,037.50                            | 129.81       | .00              | -697.50              | -29.81       |
| Chemistry-Baccalaureate               | 139,789.00          | 60,479.74                           | 43.27        | .00              | 79,309.26            | 56.73        |
| Earth Science-Baccal                  | 14,607.00           | 8,856.06                            | 60.63        | .00              | 5,750.94             | 39.37        |
| Economics-Baccalaureate               | 67,872.00           | 38,078.64                           | 56.10        | .00              | 29,793.36            | 43.90        |
| Fire Science-Tech Occ                 | 77,836.00           | 40,035.68                           | 51.44        | 1,325.00         | 36,475.32            | 46.86        |
| Health Ed/Rec-Baccal                  | 6,208.00            | 2,298.00                            | 37.02        | .00              | 3,910.00             | 62.98        |
| History-Baccalaureate                 | 193,797.00          | 97,371.21                           | 50.24        | .00              | 96,425.79            | 49.76        |
| CriminalJustice-Tech Occ              | 37,406.00           | 18,947.91                           | 50.65        | .00              | 18,458.09            | 49.35        |
| Political Sci-Baccal                  | 21,740.00           | 12,617.66                           | 58.04        | .00              | 9,122.34             | 41.96        |
| Psychology-Baccalaureate              | 230,316.00          | 115,034.36                          | 49.95        | .00              | 115,281.64           | 50.05        |
| Sociology-Baccalaureate               | 129,413.00          | 63,659.02                           | 49.19        | .00              | 65,753.98            | 50.81        |
| Math/Science Dean                     | 145,352.00          | 70,689.65                           | 48.63        | 952.57           | 73,709.78            | 50.71        |
| <b>Total Math and Sciences</b>        | <b>2,122,850.00</b> | <b>1,132,053.50</b>                 | <b>53.33</b> | <b>2,277.57</b>  | <b>988,518.93</b>    | <b>46.57</b> |
| <b>Costs for Health Professions</b>   |                     |                                     |              |                  |                      |              |
| HealthProfessions Dean                | 233,274.00          | 116,994.69                          | 50.15        | 192.96           | 116,086.35           | 49.76        |
| Allied Health                         | 191,961.00          | 106,012.16                          | 55.23        | 126.01           | 85,822.83            | 44.71        |
| Human Simulator                       | 84,846.00           | 41,090.55                           | 48.43        | 2,417.48         | 41,337.97            | 48.72        |
| Radiology Tech-Hlth Occ               | 213,435.00          | 121,704.82                          | 57.02        | 2,404.69         | 89,325.49            | 41.85        |
| Surgical Tech-Health Occ              | 216,047.00          | 124,410.39                          | 57.58        | 200.00           | 91,436.61            | 42.32        |
| Nursing LPN -Health Occ               | 129,792.00          | 65,930.07                           | 50.80        | 1,000.00         | 62,861.93            | 48.43        |
| AAS Nursing -Health Occ               | 818,659.00          | 405,395.44                          | 49.52        | 4,089.13         | 409,174.43           | 49.98        |
| <b>Total Health Professions</b>       | <b>1,888,014.00</b> | <b>981,538.12</b>                   | <b>51.99</b> | <b>10,430.27</b> | <b>896,045.61</b>    | <b>47.46</b> |
| <b>Costs for Enrollment Services</b>  |                     |                                     |              |                  |                      |              |
| Admission and Recruitmen              | 281,909.00          | 135,981.41                          | 48.24        | .00              | 145,927.59           | 51.76        |
| Academic Success                      | 356,681.00          | 162,249.25                          | 45.49        | 1,157.72         | 193,274.03           | 54.19        |
| Math Enrichment Center                | 46,638.00           | 26,681.48                           | 57.21        | .00              | 19,956.52            | 42.79        |
| Advising and Records                  | 273,690.00          | 137,871.54                          | 50.38        | 124.30           | 135,694.16           | 49.58        |
| Counseling Services                   | 283,154.00          | 118,118.23                          | 41.72        | 145.58           | 164,890.19           | 58.23        |
| Career Services                       | 6,034.00            | 557.84                              | 9.24         | 397.75           | 5,078.41             | 84.16        |
| Student Support                       | 53,204.00           | 32,242.28                           | 60.60        | .00              | 20,961.72            | 39.40        |
| Fin Aid & Vet Affairs                 | 313,817.00          | 154,996.81                          | 49.39        | .00              | 158,820.19           | 50.61        |
| <b>Total Enrollment Services</b>      | <b>1,615,127.00</b> | <b>768,698.84</b>                   | <b>47.59</b> | <b>1,825.35</b>  | <b>844,602.81</b>    | <b>52.29</b> |
| <b>Costs for Academic Support-LRC</b> |                     |                                     |              |                  |                      |              |
| LRC Audio Visual                      | 15,800.00           | 6,000.79                            | 37.98        | 1,128.30         | 8,670.91             | 54.88        |
| LRC                                   | 325,855.00          | 196,439.93                          | 60.28        | 3,091.27         | 126,323.80           | 38.77        |
| <b>Total Academic Support-LRC</b>     | <b>341,655.00</b>   | <b>202,440.72</b>                   | <b>59.25</b> | <b>4,219.57</b>  | <b>134,994.71</b>    | <b>39.51</b> |

Richland Community College  
 Expenditure Summary by Cost Center  
 For the month of December  
 50% of Fiscal Year 1415

|                                      | Budget<br>1415       | ** Actual Expended<br>12/31/2014 | ** %         | Encumbered        | *** Unencumbered    | **** %       |
|--------------------------------------|----------------------|----------------------------------|--------------|-------------------|---------------------|--------------|
| Enrollment/Retention Svcs            | 170,984.00           | 82,398.87                        | 48.19        | .00               | 88,585.13           | 51.81        |
| Costs for Technical Services Supp    |                      |                                  |              |                   |                     |              |
| Networking Support                   | 90,950.00            | 86,625.00                        | 95.24        | .00               | 4,325.00            | 4.76         |
| Academic Lab Support                 | 40,468.00            | 31,418.53                        | 77.64        | 1,364.99          | 7,684.48            | 18.99        |
| Technical Services Support           | 237,280.00           | 113,169.45                       | 47.69        | .00               | 124,110.55          | 52.31        |
| <b>Total Technical Services Supp</b> | <b>368,698.00</b>    | <b>231,212.98</b>                | <b>62.71</b> | <b>1,364.99</b>   | <b>136,120.03</b>   | <b>36.92</b> |
| Costs for Institutional Support      |                      |                                  |              |                   |                     |              |
| Fairview Park Plaza                  | 25,512.00            | 10,501.00                        | 41.16        | .00               | 15,011.00           | 58.84        |
| Clinton Center                       | 53,791.00            | 24,694.32                        | 45.91        | .00               | 29,096.68           | 54.09        |
| Administrative Info Syst             | 424,647.00           | 276,474.42                       | 65.11        | .00               | 148,172.58          | 34.89        |
| VP Economic Development              | 157,050.00           | 73,787.57                        | 46.98        | .00               | 83,262.43           | 53.02        |
| Board of Trustees                    | 64,480.00            | 42,276.73                        | 65.57        | 6,470.74          | 15,732.53           | 24.40        |
| Presidents Office                    | 564,873.00           | 268,003.14                       | 47.44        | 8,125.07          | 288,744.79          | 51.12        |
| Business Office                      | 355,605.00           | 174,968.43                       | 49.20        | 150.06            | 180,486.51          | 50.75        |
| Vice Pres Fin & Admin                | 195,962.00           | 96,571.97                        | 49.28        | .00               | 99,390.03           | 50.72        |
| VP Academic Services                 | 285,249.00           | 143,957.87                       | 50.47        | 510.44            | 140,780.69          | 49.35        |
| General Expenses                     | 266,587.00           | 144,994.35                       | 54.39        | 10,276.79         | 111,315.86          | 41.76        |
| Copiers                              | 39,835.00            | 16,915.20                        | 42.46        | 23,729.33         | -809.53             | -2.03        |
| Copy Center                          | 97,806.00            | 47,902.29                        | 48.98        | .00               | 49,903.71           | 51.02        |
| Graphics                             | 117,758.00           | 43,643.31                        | 37.06        | 449.02            | 73,665.67           | 62.56        |
| Marketing                            | 321,346.00           | 151,419.06                       | 47.12        | 10,551.63         | 159,375.31          | 49.60        |
| Employee Relations                   | 8,000.00             | 1,268.75                         | 15.86        | .00               | 6,731.25            | 84.14        |
| Human Resources                      | 235,895.00           | 107,102.75                       | 45.40        | 3,081.50          | 125,710.75          | 53.29        |
| Institutl Effectiveness              | 166,468.00           | 78,246.84                        | 47.00        | .00               | 88,221.16           | 53.00        |
| Faculty/Staff Developmt              | 15,950.00            | 8,800.78                         | 55.18        | .00               | 7,149.22            | 44.82        |
| Foundation&Development               | 224,741.00           | 110,148.25                       | 49.01        | .00               | 114,592.75          | 50.99        |
| <b>Total Institutional Support</b>   | <b>3,621,555.00</b>  | <b>1,821,677.03</b>              | <b>50.30</b> | <b>63,344.58</b>  | <b>1,736,533.39</b> | <b>47.95</b> |
| Costs for Scholarship and Waivers    |                      |                                  |              |                   |                     |              |
| Waivers                              | 413,000.00           | 114,295.52                       | 27.67        | .00               | 298,704.48          | 72.33        |
| General Expense                      | .00                  | 1,042.00                         | .00          | .00               | -1,042.00           | .00          |
| Chargeback                           | 40,000.00            | 18,426.30                        | 46.07        | .00               | 21,573.70           | 53.93        |
| <b>Total Scholarship and Waivers</b> | <b>453,000.00</b>    | <b>133,763.82</b>                | <b>29.53</b> | <b>.00</b>        | <b>319,236.18</b>   | <b>70.47</b> |
| Student Life                         | 117,906.00           | 55,297.84                        | 46.90        | .00               | 62,608.16           | 53.10        |
| Transfer Out                         | 340,000.00           | .00                              | .00          | .00               | 340,000.00          | 100.00       |
| <b>Total Education Fund</b>          | <b>15,387,607.00</b> | <b>7,596,399.22</b>              | <b>49.37</b> | <b>106,634.45</b> | <b>7,684,573.33</b> | <b>49.94</b> |

Richland Community College  
 Expenditure Summary by Cost Center  
 For the month of December  
 50% of Fiscal Year 1415

|                                     | Budget<br>1415      | ** Actual Expended<br>12/31/2014 | **<br>%      | Encumbered        | *** Unencumbered  | ****<br>%    |
|-------------------------------------|---------------------|----------------------------------|--------------|-------------------|-------------------|--------------|
| Fund: Operations & Maint            |                     |                                  |              |                   |                   |              |
| Costs for Maintenance               |                     |                                  |              |                   |                   |              |
| Renovations / Remodeling            | 13,000.00           | 11,274.48                        | 86.73        | 74.38             | 1,651.14          | 12.70        |
| Maintenance                         | 432,536.00          | 196,988.33                       | 45.54        | 30,534.16         | 205,013.51        | 47.40        |
| Custodial                           | 366,587.00          | 150,313.16                       | 41.00        | 192,782.49        | 23,491.35         | 6.41         |
| Grounds                             | 39,284.00           | 13,397.38                        | 34.10        | 12,942.00         | 12,944.62         | 32.95        |
| Security                            | 32,862.00           | 15,471.46                        | 47.08        | .00               | 17,390.54         | 52.92        |
| College Vehicle                     | 19,500.00           | 8,392.08                         | 43.04        | 9,744.67          | 1,363.25          | 6.99         |
| Utilities                           | 434,500.00          | 149,834.64                       | 34.48        | 20,952.01         | 263,713.35        | 60.69        |
| Administration O & M                | 239,440.00          | 120,150.71                       | 50.18        | .00               | 119,289.29        | 49.82        |
| General O & M                       | 14,950.00           | 2,023.39                         | 13.53        | .00               | 12,926.61         | 86.47        |
| Shilling Center - O/M               | 8,000.00            | .00                              | .00          | .00               | 8,000.00          | 100.00       |
| Clinton Center O&M                  | 96,710.00           | 47,005.83                        | 48.60        | 44,326.05         | 5,378.12          | 5.56         |
| Fairview Plaza O&M                  | 73,500.00           | 35,298.51                        | 48.03        | 27,695.52         | 10,505.97         | 14.29        |
| CSI Building O&M                    | 9,290.00            | 1,460.65                         | 15.72        | 975.52            | 6,853.83          | 73.78        |
| Macon Co Soil & Water Bd            | 74,680.00           | 31,430.76                        | 42.09        | 30,090.00         | 13,159.24         | 17.62        |
| Sequestration Bldg O&M              | 25,180.00           | 10,007.76                        | 39.74        | 7,700.00          | 7,472.24          | 29.68        |
| Workforce Development Ct            | 97,549.00           | 16,967.91                        | 17.39        | 14,714.00         | 65,867.09         | 67.52        |
| <b>Total Maintenance</b>            | <b>1,977,568.00</b> | <b>810,017.05</b>                | <b>40.96</b> | <b>392,530.80</b> | <b>775,020.15</b> | <b>39.19</b> |
| <b>Total Operations &amp; Maint</b> | <b>1,977,568.00</b> | <b>810,017.05</b>                | <b>40.96</b> | <b>392,530.80</b> | <b>775,020.15</b> | <b>39.19</b> |

Richland Community College  
Expenditure Summary by Cost Center  
For the month of December  
50% of Fiscal Year 1415

|  | Budget<br>1415      | ** Actual Expended **<br>12/31/2014 | %            | Encumbered        | *** Unencumbered *** | ****<br>%    |
|--|---------------------|-------------------------------------|--------------|-------------------|----------------------|--------------|
| Fund: Oper & Maint Restricted            |                     |                                     |              |                   |                      |              |
| Fitness Center                           | 86,566.00           | 84,150.96                           | 97.21        | 2,411.72          | 3.32                 | .00          |
| Culinary Arts                            | 44,600.00           | 44,038.62                           | 98.74        | 572.00            | -10.62               | -.02         |
| Automotive-Tech Occ                      | 130,385.00          | 130,334.53                          | 99.96        | .00               | 50.47                | .04          |
| Collision Repair Tech                    | 182,701.00          | 74,346.65                           | 40.69        | .00               | 108,354.35           | 59.31        |
| Diesel Med/Hvy Trk Tech                  | 225,275.00          | 125,300.70                          | 55.62        | 97,845.90         | 2,128.40             | .94          |
| Welding-Technical Occ                    | 26,204.00           | 26,102.60                           | 99.61        | .00               | 101.40               | .39          |
| NetworkingSupport                        | 25,000.00           | 22,401.18                           | 89.60        | .00               | 2,598.82             | 10.40        |
| General Expenses                         | 49,904.00           | 45,367.75                           | 90.91        | .00               | 4,536.25             | 9.09         |
| Building Additions                       | 3,065,500.00        | 1,220,776.84                        | 39.82        | 13,091.68         | 1,831,631.48         | 59.75        |
| Renovations / Remodeling                 | 1,174,700.00        | .00                                 | .00          | .00               | 1,174,700.00         | 100.00       |
| Maintenance                              | 18,300.00           | 18,258.89                           | 99.78        | .00               | 41.11                | .22          |
| Custodial                                | 200.00              | 151.24                              | 75.62        | .00               | 48.76                | 24.38        |
| <b>Total Oper &amp; Maint Restricted</b> | <b>5,029,335.00</b> | <b>1,791,229.96</b>                 | <b>35.62</b> | <b>113,921.30</b> | <b>3,124,183.74</b>  | <b>62.12</b> |
| Fund: Bond & Interest Fund               |                     |                                     |              |                   |                      |              |
| Costs for Bond and Interest              |                     |                                     |              |                   |                      |              |
| Bond & Interest                          | 2,438,783.00        | 2,021,991.25                        | 82.91        | .00               | 416,791.75           | 17.09        |
| <b>Total Bond &amp; Interest Fund</b>    | <b>2,438,783.00</b> | <b>2,021,991.25</b>                 | <b>82.91</b> | <b>.00</b>        | <b>416,791.75</b>    | <b>17.09</b> |

Richland Community College  
Expenditure Summary by Cost Center  
For the month of December  
50% of Fiscal Year 1415

|                                      | Budget<br>1415      | ** Actual Expended **<br>12/31/2014 | %            | Encumbered       | *** Unencumbered *** | ****<br>%    |
|--------------------------------------|---------------------|-------------------------------------|--------------|------------------|----------------------|--------------|
| Fund: Auxiliary Enterprises          |                     |                                     |              |                  |                      |              |
| Costs for Auxiliary Services         |                     |                                     |              |                  |                      |              |
| Child Care Services                  | 206,166.00          | 90,265.63                           | 43.78        | 4,682.86         | 111,217.51           | 53.95        |
| CulinaryRestaurant                   | 44,500.00           | 27,188.88                           | 61.10        | 9,459.30         | 7,851.82             | 17.64        |
| Coffee House                         | 45,900.00           | 28,458.54                           | 62.00        | 4,124.87         | 13,316.59            | 29.01        |
| Culinary Events                      | 2,250.00            | 382.00                              | 16.98        | .00              | 1,868.00             | 83.02        |
| Garden Center Ag/Hort                | 31,465.00           | 2,247.11                            | 7.14         | 3,124.97         | 26,092.92            | 82.93        |
| Fitness Center                       | 60,000.00           | 26,427.55                           | 44.05        | .00              | 33,572.45            | 55.95        |
| Theatre Productions                  | 31,340.00           | 17,543.55                           | 55.98        | .00              | 13,796.45            | 44.02        |
| Outdoor Exposition SpcEv             | 161,498.00          | 63,810.87                           | 39.51        | .00              | 97,687.13            | 60.49        |
| <b>Total Auxiliary Services</b>      | <b>583,119.00</b>   | <b>256,324.13</b>                   | <b>43.96</b> | <b>21,392.00</b> | <b>305,402.87</b>    | <b>52.37</b> |
| Costs for Business/Community Educa   |                     |                                     |              |                  |                      |              |
| Credit                               | 308,798.00          | 144,350.27                          | 46.75        | 26,532.97        | 137,914.76           | 44.66        |
| NonCredit                            | 276,508.00          | 112,630.83                          | 40.73        | 4,792.51         | 159,084.66           | 57.53        |
| Business&IndustryAdmin               | 164,877.00          | 83,411.82                           | 50.59        | .00              | 81,465.18            | 49.41        |
| <b>Total Business/Community Educ</b> | <b>750,183.00</b>   | <b>340,392.92</b>                   | <b>45.37</b> | <b>31,325.48</b> | <b>378,464.60</b>    | <b>50.45</b> |
| Costs for Institutional Support      |                     |                                     |              |                  |                      |              |
| Copy Center                          | 84,979.00           | 33,296.90                           | 39.18        | 25,330.48        | 26,351.62            | 31.01        |
| <b>Total Auxiliary Enterprises</b>   | <b>1,418,281.00</b> | <b>630,013.95</b>                   | <b>44.42</b> | <b>78,047.96</b> | <b>710,219.09</b>    | <b>50.08</b> |

Richland Community College  
Expenditure Summary by Cost Center  
For the month of December  
50% of Fiscal Year 1415

|                              | Budget<br>1415 | ** Actual Expended **<br>12/31/2014 | %      | Encumbered | *** Unencumbered *** | ****<br>% |
|------------------------------|----------------|-------------------------------------|--------|------------|----------------------|-----------|
| Fund: Restricted Purposes Fd |                |                                     |        |            |                      |           |
| Costs for Grants             |                |                                     |        |            |                      |           |
| Child Care Services          | 36,996.00      | 13,314.17                           | 35.99  | .00        | 23,681.83            | 64.01     |
| CulinaryRestaurant           | 1,994.00       | 3,627.98                            | 181.94 | .00        | -1,633.98            | -81.94    |
| Coffee House                 | 5,750.00       | 4,830.70                            | 84.01  | .00        | 919.30               | 15.99     |
| Instruction-Other            | 166,573.00     | 5,289.69                            | 3.18   | .00        | 161,283.31           | 96.82     |
| 8th Grade Career Fair        | 300.00         | .00                                 | .00    | .00        | 300.00               | 100.00    |
| Student Activities           | 225,819.19     | 108,607.15                          | 48.09  | .00        | 117,212.04           | 51.91     |
| Partner's Salute             | 4,450.00       | 148.00                              | 3.33   | .00        | 4,302.00             | 96.67     |
| YouthLeadershipInstitute     | 2,900.00       | 1,045.15                            | 36.04  | .00        | 1,854.85             | 63.96     |
| College Fair                 | 3,905.00       | 3,534.00                            | 90.50  | .00        | 371.00               | 9.50      |
| PIE-Career On Wheels         | 150.00         | .00                                 | .00    | .00        | 150.00               | 100.00    |
| PIE Admin                    | 73,020.00      | 36,370.13                           | 49.81  | .00        | 36,649.87            | 50.19     |
| Business/TechnologyDean      | 3,800.00       | 2,072.02                            | 54.53  | .00        | 1,727.98             | 45.47     |
| Culinary Arts                | 3,000.00       | 2,622.81                            | 87.43  | .00        | 377.19               | 12.57     |
| Information Tech-OccTech     | 37,196.00      | 8,171.14                            | 21.97  | .00        | 29,024.86            | 78.03     |
| Diesel Med/Hvy Trk Tech      | 7,571.00       | .00                                 | .00    | .00        | 7,571.00             | 100.00    |
| Heating,Vent,AC-Tech Occ     | 2,750.00       | 408.38                              | 14.85  | .00        | 2,341.62             | 85.15     |
| Horticulture-Bus Occup       | 105,241.78     | 37,571.48                           | 35.70  | 2,350.00   | 65,320.30            | 62.07     |
| Welding-Technical Occ        | 336,490.00     | 261,642.51                          | 77.76  | 48,442.44  | 26,405.05            | 7.85      |
| Health Information Tech      | 1,500.00       | .00                                 | .00    | .00        | 1,500.00             | 100.00    |
| Hospitality Management       | 150,482.02     | 43,623.49                           | 28.99  | 6,553.77   | 100,304.76           | 66.66     |
| Art-Baccalaureate            | 1,600.00       | 1,582.00                            | 98.88  | .00        | 18.00                | 1.13      |
| Erlanson Art Gallery         | 3,500.00       | 433.14                              | 12.38  | .00        | 3,066.86             | 87.62     |
| Biology-Baccalaureate        | 1,000.00       | 132.27                              | 13.23  | .00        | 867.73               | 86.77     |
| Radiology Tech-Hlth Occ      | 25,000.00      | 30,450.00                           | 121.80 | .00        | -5,450.00            | -21.80    |
| Surgical Tech-Health Occ     | 11,948.00      | 15,872.07                           | 132.84 | .00        | -3,924.07            | -32.84    |
| AAS Nursing -Health Occ      | 1,700.00       | .00                                 | .00    | .00        | 1,700.00             | 100.00    |
| Admission and Recruitmen     | 2,550.00       | .00                                 | .00    | .00        | 2,550.00             | 100.00    |
| Academic Success             | 3,000.00       | 284.63                              | 9.49   | .00        | 2,715.37             | 90.51     |
| Advising and Records         | 3,500.00       | 1,037.46                            | 29.64  | .00        | 2,462.54             | 70.36     |
| Student Services Records     | 31,499.90      | 14,781.40                           | 46.93  | .00        | 16,718.50            | 53.07     |
| Counseling Services          | 21,050.00      | .00                                 | .00    | .00        | 21,050.00            | 100.00    |
| Fin Aid & Vet Affairs        | 1,450.00       | 872.92                              | 60.20  | .00        | 577.08               | 39.80     |
| LRC                          | 20,170.00      | 3,972.58                            | 19.70  | 16,169.72  | 27.70                | .14       |
| Enrollment/RetentionSvcs     | 5,000.00       | 1,340.64                            | 26.81  | .00        | 3,659.36             | 73.19     |
| Online Learning              | 5,200.00       | 6,052.02                            | 116.39 | .00        | -852.02              | -16.39    |
| Academic Lab Support         | 5,000.00       | 3,547.52                            | 70.95  | 1,520.00   | -67.52               | -1.35     |
| TechnicalServicesSupport     | 66,950.00      | 29,298.53                           | 43.76  | 3,618.99   | 34,032.48            | 50.83     |
| Student Servs-Counseling     | 154,837.15     | 64,087.18                           | 41.39  | .00        | 90,749.97            | 58.61     |
| Commercial Custodial         | 137,971.77     | 49,736.13                           | 36.05  | 205.94     | 88,029.70            | 63.80     |
| Career Technologies          | 271,876.08     | 86,944.04                           | 31.98  | .00        | 184,932.04           | 68.02     |
| CTEI Grant - DOC             | 69,958.34      | 35,450.74                           | 50.67  | 21,598.77  | 12,908.83            | 18.45     |
| DOC-Perkins                  | -3,456.16      | 1,012.56                            | .00    | .00        | -4,468.72            | .00       |
| ConstructionOccup-DOC        | 145,058.70     | 20,229.26                           | 13.95  | .00        | 124,829.44           | 86.05     |
| Fairview Park Plaza          | 10,150.00      | 6,471.03                            | 63.75  | 304.38     | 3,374.59             | 33.25     |
| CommunityService             | 193,942.10     | 75,958.75                           | 39.17  | 9,328.86   | 108,654.49           | 56.02     |
| Sequestration Proj           | 131,746.12     | 98,631.88                           | 74.87  | 4,870.74   | 28,243.50            | 21.44     |
| Administrative Info Syst     | 16,000.00      | .00                                 | .00    | .00        | 16,000.00            | 100.00    |

Richland Community College  
Expenditure Summary by Cost Center  
For the month of December  
50% of Fiscal Year 1415

|                                     | Budget<br>1415       | ** Actual Expended **<br>12/31/2014 | %            | Encumbered        | *** Unencumbered *** | ****<br>%    |
|-------------------------------------|----------------------|-------------------------------------|--------------|-------------------|----------------------|--------------|
| VP Economic Development             | .00                  | 30.06                               | .00          | .00               | -30.06               | .00          |
| Presidents Office                   | .00                  | 777.58                              | .00          | .00               | -777.58              | .00          |
| Business Office                     | 8,827.00             | 4,003.42                            | 45.35        | .00               | 4,823.58             | 54.65        |
| Community Relations                 | 12,153.00            | 5,342.43                            | 43.96        | .00               | 6,810.57             | 56.04        |
| General Expenses                    | 225,097.35           | 74,153.31                           | 32.94        | .00               | 150,944.04           | 67.06        |
| Graphics                            | 6,800.00             | 3,554.00                            | 52.26        | 331.16            | 2,914.84             | 42.87        |
| Marketing                           | 1,650.00             | .00                                 | .00          | .00               | 1,650.00             | 100.00       |
| Administration General              | 276,517.30           | 86,485.68                           | 31.28        | 4,333.00          | 185,698.62           | 67.16        |
| Faculty/Staff Developmt             | 20,253.00            | 8,640.05                            | 42.66        | 849.00            | 10,763.95            | 53.15        |
| Foundation&Development              | 1,750.00             | 1,418.27                            | 81.04        | .00               | 331.73               | 18.96        |
| Maintenance                         | 44,650.00            | .00                                 | .00          | 19,999.00         | 24,651.00            | 55.21        |
| Custodial                           | 26,100.00            | 8,029.80                            | 30.77        | .00               | 18,070.20            | 69.23        |
| Grounds                             | 9,130.00             | 9,128.54                            | 99.98        | .00               | 1.46                 | .02          |
| Security                            | 60,000.00            | .00                                 | .00          | 6,500.00          | 53,500.00            | 89.17        |
| Student Life                        | 3,000.00             | 1,066.33                            | 35.54        | .00               | 1,933.67             | 64.46        |
| Grant-Administration                | 302,390.29           | 95,286.32                           | 31.51        | 497.26            | 206,606.71           | 68.32        |
| Grant-Non-Administration            | 17,253.00            | 5,289.69                            | 30.66        | 451.00            | 11,512.31            | 66.73        |
| Grants-Training                     | 1,829.09             | .00                                 | .00          | .00               | 1,829.09             | 100.00       |
| Grant-SupportServices               | 58,333.00            | 6,511.20                            | 11.16        | .00               | 51,821.80            | 88.84        |
| Family Literacy                     | 39,270.68            | 11,862.40                           | 30.21        | .00               | 27,408.28            | 69.79        |
| Adult Literacy                      | 27,082.25            | 4,445.55                            | 16.41        | .00               | 22,636.70            | 83.59        |
| Instruction                         | 90,772.05            | 48,748.32                           | 53.70        | .00               | 42,023.73            | 46.30        |
| <b>Total Grants</b>                 | <b>3,740,948.00</b>  | <b>1,455,830.50</b>                 | <b>38.92</b> | <b>147,924.03</b> | <b>2,137,193.47</b>  | <b>57.13</b> |
| <b>Costs for Financial Aid</b>      |                      |                                     |              |                   |                      |              |
| Illinois Veterans Grant             | 193,000.00           | 61,374.00                           | 31.80        | .00               | 131,626.00           | 68.20        |
| Post 9/11 Veterans Grant            | 115,000.00           | 55,097.23                           | 47.91        | .00               | 59,902.77            | 52.09        |
| FoundationScholarships              | 475,000.00           | 275,287.35                          | 57.96        | .00               | 199,712.65           | 42.04        |
| Direct Loans                        | 1,900,000.00         | 783,099.00                          | 41.22        | .00               | 1,116,901.00         | 58.78        |
| PELL                                | 4,625,000.00         | 2,260,434.45                        | 48.87        | .00               | 2,364,565.55         | 51.13        |
| Federal Work Study                  | 1,745.00             | 1,955.28                            | 112.05       | .00               | -210.28              | -12.05       |
| SEOG                                | 69,213.00            | 23,400.00                           | 33.81        | .00               | 45,813.00            | 66.19        |
| MAP                                 | 415,000.00           | 225,401.00                          | 54.31        | .00               | 189,599.00           | 45.69        |
| Workforce Investment Sol            | 275,000.00           | 156,308.93                          | 56.84        | .00               | 118,691.07           | 43.16        |
| IL National Guard Grant             | 18,000.00            | 11,868.00                           | 65.93        | .00               | 6,132.00             | 34.07        |
| <b>Total Financial Aid</b>          | <b>8,086,958.00</b>  | <b>3,854,225.24</b>                 | <b>47.66</b> | <b>.00</b>        | <b>4,232,732.76</b>  | <b>52.34</b> |
| <b>Total Restricted Purposes Fd</b> | <b>11,827,906.00</b> | <b>5,310,055.74</b>                 | <b>44.89</b> | <b>147,924.03</b> | <b>6,369,926.23</b>  | <b>53.86</b> |

Richland Community College  
 Expenditure Summary by Cost Center  
 For the month of December  
 50% of Fiscal Year 1415

|   | Budget<br>1415 | ** Actual Expended **<br>12/31/2014 | ** %   | Encumbered | *** Unencumbered *** | **** % |
|---|----------------|-------------------------------------|--------|------------|----------------------|--------|
| Fund: Working Cash Fund                         |                |                                     |        |            |                      |        |
| Transfer Out                                    | 5,000.00       | .00                                 | .00    | .00        | 5,000.00             | 100.00 |
| Total Working Cash Fund                         | 5,000.00       | .00                                 | .00    | .00        | 5,000.00             | 100.00 |
| Fund: Trust & Agency Fund                       |                |                                     |        |            |                      |        |
| Costs for Trust and Agency Club Expenses        | 80,500.00      | 39,658.72                           | 49.27  | 952.00     | 39,889.28            | 49.55  |
| Total Trust & Agency Fund                       | 80,500.00      | 39,658.72                           | 49.27  | 952.00     | 39,889.28            | 49.55  |
| Fund: Audit Fund                                |                |                                     |        |            |                      |        |
| Costs for Institutional Support Business Office | 15,142.00      | 7,606.94                            | 50.24  | .00        | 7,535.06             | 49.76  |
| Costs for Audit                                 |                |                                     |        |            |                      |        |
| Audit   | 44,200.00      | 44,200.00                           | 100.00 | .00        | .00                  | .00    |
| Contingency                                     | 8,872.00       | .00                                 | .00    | .00        | 8,872.00             | 100.00 |
| Total Audit Fund                                | 68,214.00      | 51,806.94                           | 75.95  | .00        | 16,407.06            | 24.05  |
| Fund: Liab,Protect,Settle                       |                |                                     |        |            |                      |        |
| Liab Protection & Settle                        | 1,261,035.00   | 656,611.88                          | 52.07  | 208,800.43 | 395,622.69           | 31.37  |
| Total Liab,Protect,Settle                       | 1,261,035.00   | 656,611.88                          | 52.07  | 208,800.43 | 395,622.69           | 31.37  |

Richland Community College  
 Bills Presented for Ratification  
 DEC 1415

| Vendor Name                      | Function              | Object                | Invoice Amount | Educational Fund | O & M Fund | Other Fund |
|----------------------------------|-----------------------|-----------------------|----------------|------------------|------------|------------|
| AFLAC                            |                       | AFLAC                 | 734.34         | 734.34           |            |            |
| AT&T                             | Fairview Plaza O&M    | Telephone             | 3,270.67       |                  | 3,270.67   |            |
| AT&T                             | NetworkingSupport     | Telecommunications    | 1,549.67       | 1,549.67         |            |            |
| AT&T                             | Utilities             | Telephone             | 420.59         |                  | 420.59     |            |
| AT&T                             | Utilities             | Telephone             | 769.15         |                  | 769.15     |            |
| AT&T                             | Utilities             | Telephone             | 420.41         |                  | 420.41     |            |
| AT&T                             | Utilities             | Telephone             | 448.19         |                  | 448.19     |            |
| AT&T                             | Fairview Plaza O&M    | Telephone             | 26.54          |                  | 26.54      |            |
| AT&T                             | Fairview Plaza O&M    | Telephone             | 172.34         |                  | 172.34     |            |
| AT&T                             | CommunityService      | Telephone             | 300.43         |                  |            | 300.43     |
| AT&T Long Distance               | Utilities             | Telephone             | 202.79         |                  | 202.79     |            |
| Academic Impressions             | Institutl Effectivene | Publications & Dues   | 100.00         | 100.00           |            |            |
| Advanced Disposal Services       | Utilities             | Refuse Disposal       | 1,270.98       |                  | 1,270.98   |            |
| Advanced Disposal Services       | Utilities             | Refuse Disposal       | 1,270.98       |                  | 1,270.98   |            |
| Airgas-Mid America               | Welding-Technical Occ | Instructional Supplie | 354.24         | 354.24           |            |            |
| Airgas-Mid America               | Welding-Technical Occ | Instructional Supplie | 102.01         | 102.01           |            |            |
| Airweld Industrial Gases         | Welding-Technical Occ | Instructional Supplie | 23.10          | 23.10            |            |            |
| Airweld Industrial Gases         | Welding-Technical Occ | Instructional Supplie | 31.84          | 31.84            |            |            |
| Airweld Industrial Gases         | Welding-Technical Occ | Instructional Supplie | 252.71         | 252.71           |            |            |
| Airweld Industrial Gases         | Welding-Technical Occ | Equipment-Instruction | 3,087.64       |                  |            | 3,087.64   |
| Airweld Industrial Gases         | Welding-Technical Occ | Instructional Supplie | 217.00         | 217.00           |            |            |
| Airweld Industrial Gases         | Welding-Technical Occ | Instructional Supplie | 269.30         | 269.30           |            |            |
| Airweld Industrial Gases         | Welding-Technical Occ | Instructional Supplie | 48.00          | 48.00            |            |            |
| Airweld Industrial Gases         | Welding-Technical Occ | Instructional Supplie | 347.10         | 347.10           |            |            |
| Airweld Industrial Gases         | Welding-Technical Occ | Instructional Supplie | 380.28         | 380.28           |            |            |
| AmerenIP                         | Utilities             | Electricity           | 39.05          |                  | 39.05      |            |
| AmerenIP                         | Clinton Center O&M    | Electricity           | 209.38         |                  | 209.38     |            |
| AmerenIP                         | Macon Co Soil & Water | Electricity           | 101.07         |                  | 101.07     |            |
| AmerenIP                         | Fairview Plaza O&M    | Electricity           | 63.75          |                  | 63.75      |            |
| AmerenIP                         | Utilities             | Electricity           | 99.44          |                  | 99.44      |            |
| AmerenIP                         | Sequestration Bldg O& | Electricity           | 531.74         |                  | 531.74     |            |
| AmerenIP                         | Utilities             | Electricity           | 25.01          |                  | 25.01      |            |
| AmerenIP                         | Clinton Center O&M    | Electricity           | 82.34          |                  | 82.34      |            |
| AmerenIP                         | Workforce Development | Electricity           | 2,776.76       |                  | 2,776.76   |            |
| AmerenIP                         | Fairview Plaza O&M    | Electricity           | 91.17          |                  | 91.17      |            |
| AmerenIP                         | Utilities             | Electricity           | 181.43         |                  | 181.43     |            |
| AmerenIP                         | Utilities             | Electricity           | 2,056.59       |                  | 2,056.59   |            |
| AmerenIP                         | Macon Co Soil & Water | Electricity           | 93.24          |                  | 93.24      |            |
| AmerenIP                         | Utilities             | Electricity           | 6,390.99       |                  | 6,390.99   |            |
| AmerenIP                         | Fairview Plaza O&M    | Electricity           | 201.48         |                  | 201.48     |            |
| American Express                 |                       | Credit Card Pmt Clear | 903.41         | 903.41           |            |            |
| Aramark - AUS St Louis MC Lockbo | Culinary Arts         | Contractual-Other     | 179.71         | 179.71           |            |            |
| Aramark - AUS St Louis MC Lockbo | Culinary Arts         | Contractual-Other     | 5.39           | 5.39             |            |            |
| Aramark - AUS St Louis MC Lockbo | Culinary Arts         | Contractual-Other     | 179.71         | 179.71           |            |            |
| Aramark - AUS St Louis MC Lockbo | Maintenance           | Uniforms              | 43.45          |                  | 43.45      |            |
| Aramark - AUS St Louis MC Lockbo | Maintenance           | Uniforms              | 43.45          |                  | 43.45      |            |
| Aramark - AUS St Louis MC Lockbo | Maintenance           | Uniforms              | 43.45          |                  | 43.45      |            |
| Aramark - AUS St Louis MC Lockbo | Maintenance           | Uniforms              | 43.45          |                  | 43.45      |            |
| Aramark - AUS St Louis MC Lockbo | Maintenance           | Uniforms              | 43.45          |                  | 43.45      |            |
|                                  |                       | PAGE TOTALS           | 30,499.21      | 5,677.81         | 21,433.33  | 3,388.07   |

Richland Community College  
Bills Presented for Ratification  
DEC 1415

| Vendor Name                      | Function              | Object                | Invoice Amount | Educational Fund | O & M Fund | Other Fund |
|----------------------------------|-----------------------|-----------------------|----------------|------------------|------------|------------|
| Aramark - AUS St Louis MC Lockbo | Maintenance           | Uniforms              | 43.45          |                  | 43.45      |            |
| Archambault, Margaret            | LearningAccommodation | Travel-In State Milea | 504.00         | 504.00           |            |            |
| Area Disposal Service Inc        | Clinton Center O&M    | Refuse Disposal       | 62.89          |                  | 62.89      |            |
| BLDD Architects Inc              | Building Additions    | New Bldgs & Additions | 239.20         |                  |            | 239.20     |
| Baker & Taylor Books             | LRC                   | Books-Library Collect | 45.32          | 45.32            |            |            |
| Baker & Taylor Books             | LRC                   | Books-Library Collect | 66.32          | 66.32            |            |            |
| Baker & Taylor Books             | LRC                   | Publications & Dues   | 3,345.71       | 3,345.71         |            |            |
| Baker & Taylor Books             | LRC                   | Publications & Dues   | 600.68         | 600.68           |            |            |
| Baker & Taylor Books             | LRC                   | Publications & Dues   | 28.12          | 28.12            |            |            |
| Baker & Taylor Books             | LRC                   | Publications & Dues   | 105.32         | 105.32           |            |            |
| Baker & Taylor Books             | LRC                   | Books-Library Collect | 66.32          | 66.32            |            |            |
| Baker & Taylor Books             | LRC                   | Publications & Dues   | 14.36          | 14.36            |            |            |
| Beck's Studio                    |                       | Inventory-CentralStor | 24.50          | 24.50            |            |            |
| Beck's Studio                    |                       | Inventory-CentralStor | 8.50           | 8.50             |            |            |
| Beck's Studio                    |                       | Inventory-CentralStor | 19.00          | 19.00            |            |            |
| Beck's Studio                    |                       | Inventory-CentralStor | 5.00           | 5.00             |            |            |
| Berg, Kevin                      | Club Expenses         | Contractual-Other     | 690.00         |                  |            | 690.00     |
| Bill Doran Company               | NonCredit             | Instructional Supplie | 76.30          |                  |            | 76.30      |
| Bodine Electric Inc              | Maintenance           | Equip Repair/Maint Ag | 2,900.00       |                  | 2,900.00   |            |
| Bodine Electric Inc              | Maintenance           | Equip Repair/Maint Ag | 33.50          |                  | 33.50      |            |
| Bodine Electric Inc              | Building Additions    | New Bldgs & Additions | 4,200.00       |                  |            | 4,200.00   |
| Boline, Sarah E                  | Theatre Productions   | Contractual-Other     | 500.00         |                  |            | 500.00     |
| Brauer, Douglas                  | Sequestration Proj    | Travel-In State       | 173.60         |                  |            | 173.60     |
| BrickStreet Mutual Insurance     | Liab Protection & Set | General Insurance     | 5,336.00       |                  |            | 5,336.00   |
| Brinkoetter, Darbe               | Grant-Administration  | Travel-In State       | 111.44         |                  |            | 111.44     |
| Brooks, Leanne R                 | Academic Success      | Registration Fees     | 250.00         | 250.00           |            |            |
| Brooks, Leanne R                 | Academic Success      | Travel-In State       | 359.22         | 359.22           |            |            |
| Brown, Marcus L                  | Enrollment/RetentionS | Travel-In State       | 4.25           | 4.25             |            |            |
| Busey Bank                       | Macon Co Soil & Water | Install Pymt Lease/Pu | 4,490.00       |                  | 4,490.00   |            |
| CAE Healthcare Inc               | Human Simulator       | Instructional Supplie | 52.10          | 52.10            |            |            |
| CAHIM                            |                       | Prepaid Expenses      | 1,250.00       | 1,250.00         |            |            |
| CAHIM                            | Health Information Te | Publications & Dues   | 1,250.00       | 1,250.00         |            |            |
| CC Fire Equipment Co Inc         | Maintenance           | Equip Repair/Maint Ag | 821.50         |                  | 821.50     |            |
| CDS Leasing                      | Copiers               | Equipment Rental      | 295.63         | 295.63           |            |            |
| CDS Leasing                      | Copiers               | Equipment Rental      | 90.00          | 90.00            |            |            |
| CDS Leasing                      | Copiers               | Equipment Rental      | 92.00          | 92.00            |            |            |
| CDS Leasing                      | Copiers               | Equipment Rental      | 294.00         | 294.00           |            |            |
| CDS Leasing                      | Copiers               | Equipment Rental      | 524.12         | 524.12           |            |            |
| CDS Leasing                      | Copiers               | Equipment Rental      | 237.00         | 237.00           |            |            |
| CDS Leasing                      | Copiers               | Equipment Rental      | 149.14         | 149.14           |            |            |
| CDS Leasing                      | Copiers               | Equipment Rental      | 60.00          | 60.00            |            |            |
| CDS Leasing                      | Copiers               | Equipment Rental      | 139.77         | 139.77           |            |            |
| CDS Leasing                      | Copiers               | Equipment Rental      | 117.00         | 117.00           |            |            |
| CDS Leasing                      | Copiers               | Equipment Rental      | 117.00         | 117.00           |            |            |
| CDS Leasing                      | Copiers               | Equipment Rental      | 194.00         | 194.00           |            |            |
| CDS Leasing                      | Copiers               | Equipment Rental      | 150.00         | 150.00           |            |            |
| CDS Office Technologies          | Copiers               | Printing              | 62.22          | 62.22            |            |            |
| CDS Office Technologies          | Copiers               | Printing              | 21.27          | 21.27            |            |            |
| CDS Office Technologies          | Copiers               | Printing              | 36.28          | 36.28            |            |            |
|                                  |                       | PAGE TOTALS           | 30,256.03      | 10,578.15        | 8,351.34   | 11,326.54  |

Richland Community College  
 Bills Presented for Ratification  
 DEC 1415

| Vendor Name                      | Function               | Object                | Invoice Amount | Educational Fund | O & M Fund | Other Fund |
|----------------------------------|------------------------|-----------------------|----------------|------------------|------------|------------|
| CDS Office Technologies          | Copiers                | Printing              | 14.16          | 14.16            |            |            |
| CDS Office Technologies          | Copiers                | Printing              | 50.28          | 50.28            |            |            |
| CDS Office Technologies          | Copiers                | Printing              | 975.42         | 975.42           |            |            |
| CDWG Government Inc              | Fairview Park Plaza    | Equipment-Instruction | 5,782.14       |                  |            | 5,782.14   |
| CDWG Government Inc              | General Expenses       | Materials             | 55.14          | 55.14            |            |            |
| CORE Construction                | Building Additions     | New Bldgs & Additions | 75,524.00      |                  |            | 75,524.00  |
| Callarman, Krystle S             | Grant-Administration   | Travel-In State       | 24.19          |                  |            | 24.19      |
| Cardinal, Matthew S              | Radiology Tech-Hlth O  | Travel-In State Milea | 356.83         | 356.83           |            |            |
| Carter, Richard A                | Welding-Technical Occ  | Travel-Out of State   | 278.20         |                  |            | 278.20     |
| Carter, Richard A                | Welding-Technical Occ  | Travel-Out of State   | 706.30         |                  |            | 706.30     |
| Chambers, Kathy E                | General Expenses       | Travel-In State       | 41.44          |                  |            | 41.44      |
| Christy-Foltz Inc                | Renovations / Remodel  | Materials             | 756.24         |                  | 756.24     |            |
| City of Decatur                  |                        | Accrued Sales Tax     | 103.42         |                  |            | 103.42     |
| City of Decatur                  |                        | Accrued Sales Tax     | 116.08         |                  |            | 116.08     |
| City of Decatur IL               | Utilities              | Water, Sewage         | 139.60         |                  | 139.60     |            |
| City of Decatur IL               | Utilities              | Water, Sewage         | 360.57         |                  | 360.57     |            |
| City of Decatur IL               | Utilities              | Water, Sewage         | 150.53         |                  | 150.53     |            |
| City of Decatur IL               | Utilities              | Water, Sewage         | 1,351.26       |                  | 1,351.26   |            |
| City of Decatur IL               | CSI Building O&M       | Water, Sewage         | 47.82          |                  | 47.82      |            |
| City of Decatur IL               | Macon Co Soil & Water  | Water, Sewage         | 116.72         |                  | 116.72     |            |
| City of Decatur IL               | Sequestration Bldg O&  | Water, Sewage         | 111.03         |                  | 111.03     |            |
| City of Decatur IL               | Fairview Plaza O&M     | Water, Sewage         | 128.62         |                  | 128.62     |            |
| Clinton Area Chamber of Commerce | General Expenses       | Publications & Dues   | 260.00         | 260.00           |            |            |
| Cole, Jerry                      | CommunityService       | Travel-In State       | 119.06         |                  |            | 119.06     |
| Cole, Jerry                      | CommunityService       | Telephone             | 50.00          |                  |            | 50.00      |
| Confidential On-Site Paper       | Business Office        | Contractual-Other     | 463.54         | 463.54           |            |            |
| Consolidated Communications      | Utilities              | Telephone             | 610.67         |                  | 610.67     |            |
| Cope Plastics Inc                | Engineering Technology | Instructional Supplie | 424.43         | 424.43           |            |            |
| Crews, Denise,, Dr               | VP Academic Services   | Telecommunications    | 60.00          | 60.00            |            |            |
| Cromwell Radio Group Inc         | Marketing              | Advertising           | 403.32         | 403.32           |            |            |
| Cromwell Radio Group Inc         | Marketing              | Advertising           | 200.00         | 200.00           |            |            |
| Cromwell Radio Group Inc         | Marketing              | Advertising           | 200.00         | 200.00           |            |            |
| Cromwell Radio Group Inc         | Marketing              | Advertising           | 200.00         | 200.00           |            |            |
| Cromwell Radio Group Inc         | Marketing              | Advertising           | 200.00         | 200.00           |            |            |
| Cromwell Radio Group Inc         | Marketing              | Advertising           | 200.00         | 200.00           |            |            |
| Cromwell Radio Group Inc         | Marketing              | Advertising           | 200.00         | 200.00           |            |            |
| Cromwell Radio Group Inc         | Marketing              | Advertising           | 200.00         | 200.00           |            |            |
| Cromwell Radio Group Inc         | Marketing              | Advertising           | 82.00          | 82.00            |            |            |
| Davison, Jeffrey L               | General Expenses       | Travel-In State       | 295.12         |                  |            | 295.12     |
| DeBose Consulting                | Credit                 | Contractual-Other     | 2,615.00       |                  |            | 2,615.00   |
| DeWitt County Collector          | Board of Trustees      | Legal Services-Admin  | 8,459.35       | 8,459.35         |            |            |
| DeWitt County Collector          | General Expenses       | Legal Services-Admin  | 2,495.00       | 2,495.00         |            |            |
| Decatur Ace Hardware             | Maintenance            | Maintenance Supplies  | 12.50          |                  | 12.50      |            |
| Decatur Blue Print               | General Expenses       | Contractual-Other     | 198.00         | 198.00           |            |            |
| Decatur Christian School         | College Fair           | Travel-In State       | 64.00          |                  |            | 64.00      |
| Decatur Civic Center             | Marketing              | Advertising           | 600.00         | 600.00           |            |            |
| Decatur Rent-All at SIMS         | Renovations / Remodel  | Equipment-Office      | 90.00          |                  | 90.00      |            |
| Decatur School District #61      | College Fair           | Travel-In State       | 1,207.28       |                  |            | 1,207.28   |
| Decatur Tribune                  | Marketing              | Advertising           | 196.00         | 196.00           |            |            |
| Deener, Sean                     | NonCredit              | Contractual-Other     | 400.00         |                  |            | 400.00     |
|                                  |                        | PAGE TOTALS           | 107,495.26     | 16,293.47        | 3,875.56   | 87,326.23  |

Richland Community College  
Bills Presented for Ratification  
DEC 1415

| Vendor Name                    | Function              | Object                | Invoice Amount | Educational Fund | O & M Fund | Other Fund |
|--------------------------------|-----------------------|-----------------------|----------------|------------------|------------|------------|
| Deener, Sean                   | Theatre Productions   | Contractual-Other     | 787.50         |                  |            | 787.50     |
| Del's Popcorn Shop             | Coffee House          | Instructional Supplie | 46.75          |                  |            | 46.75      |
| Dell Marketing L P             | TechnicalServicesSupp | Equipment-Service     | 7,331.14       |                  |            | 7,331.14   |
| Do-Cut Sales & Service         | Horticulture-Bus Occu | Equipment-Instruction | 2,389.99       |                  |            | 2,389.99   |
| Don's Paint Company            | Maintenance           | Maintenance Supplies  | 117.72         |                  | 117.72     |            |
| Don's Paint Company            | Maintenance           | Maintenance Supplies  | 127.85         |                  | 127.85     |            |
| Don's Paint Company            | Maintenance           | Maintenance Supplies  | 169.30         |                  | 169.30     |            |
| Don's Paint Company            | Maintenance           | Maintenance Supplies  | 124.65         |                  | 124.65     |            |
| Dunker Electric                | Maintenance           | Maintenance Supplies  | 19.47          |                  | 19.47      |            |
| Dust & Son Auto Supply         | Collision Repair Tech | Instructional Supplie | 226.54         | 226.54           |            |            |
| Dust & Son Auto Supply         | Diesel Med/Hvy Trk Te | Instructional Supplie | 144.59         | 144.59           |            |            |
| Dynagraphics Inc               | Engineering Technolog | Printing              | 35.06          | 35.06            |            |            |
| Dynagraphics Inc               | Automotive-Tech Occ   | Printing              | 35.05          | 35.05            |            |            |
| Dynagraphics Inc               | Business&IndustryAdmi | Printing              | 66.42          |                  |            | 66.42      |
| ED2GO                          | NonCredit             | Contractual-Other     | 130.00         |                  |            | 130.00     |
| Elan Corporate Payment Systems |                       | Credit Card Pmt Clear | 28,142.21      | 28,142.21        |            |            |
| Elsevier Inc                   |                       | Fees Pass Thru Nursin | 56.00          | 56.00            |            |            |
| Elsevier Inc                   |                       | Fees Pass Thru Nursin | 588.00         | 588.00           |            |            |
| Elsevier Inc                   |                       | Fees Pass Thru Nursin | 700.00         | 700.00           |            |            |
| Elsevier Inc                   |                       | Fees Pass Thru Nursin | 700.00         | 700.00           |            |            |
| Elsevier Inc                   |                       | Fees Pass Thru Nursin | 667.00         | 667.00           |            |            |
| Enterprise                     | Academic Success      | Travel-In State       | 73.91          |                  | 73.91      |            |
| Enterprise                     | Enrollment/RetentionS | Travel-In State       | 149.51         | 149.51           |            |            |
| Enterprise                     | Enrollment/RetentionS | Travel-In State       | 100.33         | 100.33           |            |            |
| Enterprise                     | Vice Pres Fin & Admin | Travel-In State       | 77.95          | 77.95            |            |            |
| Enterprise                     | Business Office       | Travel-In State       | 152.98         | 152.98           |            |            |
| Eskew, Lisa D                  | Business&IndustryAdmi | Travel-In State       | 109.76         |                  |            | 109.76     |
| Evergreen FS-Stephens #24      | Credit                | Vehicle Expense       | 650.45         |                  |            | 650.45     |
| Evergreen FS-Stephens #24      | College Vehicle       | Vehicle Expense       | 1,377.68       |                  | 1,377.68   |            |
| Evergreen FS-Stephens #24      | College Vehicle       | Vehicle Expense       | 528.00         |                  | 528.00     |            |
| Fairview Park Plaza LLC        | Fairview Plaza O&M    | Facility Rental       | 4,615.92       |                  | 4,615.92   |            |
| Fastenal Industrial Supply Co  | Maintenance           | Maintenance Supplies  | 29.66          |                  | 29.66      |            |
| Fidelity Investments           |                       | Misc Deductions       | 300.00         | 300.00           |            |            |
| FirstEnergy Solutions          | Utilities             | Electricity           | 160.27         |                  | 160.27     |            |
| FirstEnergy Solutions          | Utilities             | Electricity           | 14,067.11      |                  | 14,067.11  |            |
| FirstEnergy Solutions          | Utilities             | Electricity           | 167.98         |                  | 167.98     |            |
| FirstEnergy Solutions          | Utilities             | Electricity           | 28.62          |                  | 28.62      |            |
| FirstEnergy Solutions          | Fairview Plaza O&M    | Electricity           | 88.40          |                  | 88.40      |            |
| FirstEnergy Solutions          | Workforce Development | Electricity           | 338.88         |                  | 338.88     |            |
| FirstEnergy Solutions          | Utilities             | Electricity           | 12,649.83      |                  | 12,649.83  |            |
| FirstEnergy Solutions          | Utilities             | Electricity           | 93.81          |                  | 93.81      |            |
| Fleet Pride                    | Diesel Med/Hvy Trk Te | Instructional Supplie | 104.34         | 104.34           |            |            |
| Florian, Gregory E             | Vice Pres Fin & Admin | Travel-In State       | 25.99          | 25.99            |            |            |
| Ford, Bryan D                  | Student Activities    | Meeting Expense       | 500.00         |                  |            | 500.00     |
| Fought, Patrick W              | Clinton Center O&M    | Custodial Services    | 155.00         |                  | 155.00     |            |
| Fought, Patrick W              | Clinton Center O&M    | Custodial Services    | 155.00         |                  | 155.00     |            |
| Fought, Patrick W              | Clinton Center O&M    | Custodial Services    | 155.00         |                  | 155.00     |            |
| Fought, Patrick W              | Clinton Center O&M    | Custodial Services    | 155.00         |                  | 155.00     |            |
| Fought, Patrick W              | Clinton Center O&M    | Custodial Services    | 155.00         |                  | 155.00     |            |
|                                |                       | PAGE TOTALS           | 79,771.62      | 32,279.46        | 35,480.15  | 12,012.01  |

Richland Community College  
Bills Presented for Ratification  
DEC 1415

| Vendor Name                      | Function              | Object                | Invoice Amount | Educational Fund | O & M Fund | Other Fund |
|----------------------------------|-----------------------|-----------------------|----------------|------------------|------------|------------|
| Fought, Patrick W                | Clinton Center O&M    | Custodial Services    | 155.00         |                  | 155.00     |            |
| Franczek Radelet                 | Board of Trustees     | Legal Services-Admin  | 2,520.49       | 2,520.49         |            |            |
| Frontier                         | Clinton Center O&M    | Telephone             | 149.92         |                  | 149.92     |            |
| Fros, Janet M                    | Academic Success      | Interpreter Salary    | 1,159.68       | 1,159.68         |            |            |
| Fros, Janet M                    | Academic Success      | Interpreter Salary    | 639.84         | 639.84           |            |            |
| G F I Digital                    | Sequestration Proj    | Printing              | 171.90         |                  |            | 171.90     |
| Garrett, Janean A                | Admission and Recruit | Travel-In State       | 57.12          | 57.12            |            |            |
| Garver Feeds                     | Garden Center Ag/Hort | Materials             | 99.98          |                  |            | 99.98      |
| Gas, Margaret                    | AAS Nursing -Health O | Publications & Dues   | 30.00          | 30.00            |            |            |
| Gilson Enterprises Inc           | CTEI Grant - DOC      | Equipment-Grants Only | 523.78         |                  |            | 523.78     |
| Gilson Enterprises Inc           | CTEI Grant - DOC      | Equipment-Grants Only | 5,590.04       |                  |            | 5,590.04   |
| Goodman, Vivian T                | CommunityService      | Telephone             | 90.00          |                  |            | 90.00      |
| Grainger Inc                     | Automotive-Tech Occ   | Instructional Supplie | 85.10          | 85.10            |            |            |
| Grainger Inc                     | Diesel Med/Hvy Trk Te | Instructional Supplie | 102.58         | 102.58           |            |            |
| Grainger Inc                     | Engineering Technolog | Instructional Supplie | 3.78           | 3.78             |            |            |
| Green Media Service Inc          | Marketing             | Advertising           | 6,859.70       | 6,859.70         |            |            |
| Grey, Thomas                     | NonCredit             | Contractual-Other     | 2,200.50       |                  |            | 2,200.50   |
| Grimm, Susan                     | Radiology Tech-Hlth O | Travel-In State Milea | 193.76         | 193.76           |            |            |
| Grimm, Susan                     | Radiology Tech-Hlth O | Travel-In State Milea | 135.52         | 135.52           |            |            |
| Hanover Insurance Group Co       | Liab Protection & Set | General Insurance     | 2,455.00       |                  |            | 2,455.00   |
| Hanover Insurance Group Co       | Liab Protection & Set | General Insurance     | 9,094.79       |                  |            | 9,094.79   |
| Hanover Insurance Group Co       | Liab Protection & Set | General Insurance     | 1,875.00       |                  |            | 1,875.00   |
| Hanover Insurance Group Co       | Liab Protection & Set | General Insurance     | 957.40         |                  |            | 957.40     |
| Hanover Insurance Group Co       | Liab Protection & Set | General Insurance     | 4,910.00       |                  |            | 4,910.00   |
| Hanover Insurance Group Co       | Liab Protection & Set | General Insurance     | 18,189.58      |                  |            | 18,189.58  |
| Hanover Insurance Group Co       | Liab Protection & Set | General Insurance     | 3,750.00       |                  |            | 3,750.00   |
| Happe, Curtis W                  | Automotive-Tech Occ   | Instructional Supplie | 12.06          | 12.06            |            |            |
| Hoelting & Co                    | Culinary Arts         | Instructional Supplie | 75.75          | 75.75            |            |            |
| Hoelting & Co                    | Culinary Arts         | Instructional Supplie | 190.19         | 190.19           |            |            |
| Hoelting & Co                    | Culinary Arts         | Instructional Supplie | 70.80          | 70.80            |            |            |
| Hoelting & Co                    | Culinary Arts         | Instructional Supplie | 281.75         | 281.75           |            |            |
| Hughes, Laurie Beth              |                       | RCC Foundation A/R    | 811.80         | 811.80           |            |            |
| ICCTA                            | Board of Trustees     | Publications & Dues   | 4,580.00       | 4,580.00         |            |            |
| IGA                              | Hospitality Managemen | Instructional Supplie | 80.27          |                  |            | 80.27      |
| IGA                              | Hospitality Managemen | Instructional Supplie | 109.23         |                  |            | 109.23     |
| Icarus Films                     | LRC                   | Audio Visual Material | 409.00         | 409.00           |            |            |
| Illinois Charity Bureau Fund     | CommunityService      | Publications & Dues   | 15.00          |                  |            | 15.00      |
| Illinois Federation of Teachers  |                       | Union Dues - Adjunct  | 116.98         | 116.98           |            |            |
| Illinois Federation of Teachers  |                       | Union Dues-RFT        | 2,256.54       | 2,256.54         |            |            |
| Illinois Federation of Teachers  |                       | Union Dues-RFT        | 2,256.54       | 2,256.54         |            |            |
| Illinois Federation of Teachers  |                       | Union Dues - Adjunct  | 116.98         | 116.98           |            |            |
| Illinois State Disbursement Unit |                       | Wage Garnishment Orde | 5.00           | 5.00             |            |            |
| Illinois State Disbursement Unit |                       | Wage Garnishment Orde | 5.00           | 5.00             |            |            |
| JRCERT                           |                       | Prepaid Expenses      | 945.00         | 945.00           |            |            |
| JRCERT                           | Radiology Tech-Hlth O | Publications & Dues   | 945.00         | 945.00           |            |            |
| Jagger-Taylor, Marie             | Theatre Productions   | Contractual-Other     | 500.00         |                  |            | 500.00     |
| Jan Master Cleaning Services Inc | Custodial             | Custodial Services    | 23,625.00      |                  | 23,625.00  |            |
| Jan Master Cleaning Services Inc | Custodial             | Custodial Services    | 1,966.95       |                  | 1,966.95   |            |
| Jan Master Cleaning Services Inc | Macon Co Soil & Water | Custodial Services    | 450.00         |                  | 450.00     |            |
|                                  |                       | PAGE TOTALS           | 101,825.30     | 24,865.96        | 26,346.87  | 50,612.47  |

Richland Community College  
 Bills Presented for Ratification  
 DEC 1415

| Vendor Name                      | Function              | Object                | Invoice Amount | Educational Fund | O & M Fund | Other Fund |
|----------------------------------|-----------------------|-----------------------|----------------|------------------|------------|------------|
| Jan Master Cleaning Services Inc | Sequestration Bldg O& | Custodial Services    | 1,100.00       |                  | 1,100.00   |            |
| Jan Master Cleaning Services Inc | Workforce Development | Custodial Services    | 1,850.00       |                  | 1,850.00   |            |
| Jan Master Cleaning Services Inc | Liab Protection & Set | Custodial Services    | 218.55         |                  |            | 218.55     |
| Jan Master Cleaning Services Inc | Liab Protection & Set | Custodial Services    | 2,625.00       |                  |            | 2,625.00   |
| Jason's Lawn Care                | Clinton Center O&M    | Snow/Grounds          | 480.00         |                  | 480.00     |            |
| Jelks, Bob                       | Student Activities    | Meeting Expense       | 500.00         |                  |            | 500.00     |
| KONE Inc                         | Maintenance           | Equip Repair/Maint Ag | 327.73         |                  | 327.73     |            |
| Kacey Derbort Memorial Book Foun | Phi Theta Kappa       | Meeting Expense       | 50.00          |                  |            | 50.00      |
| Kaskaskia Broadcasting Inc       | Marketing             | Advertising           | 887.55         | 887.55           |            |            |
| Key Equipment Finance            | Administration Genera | Equipment Rental      | 420.00         |                  |            | 420.00     |
| Key Equipment Finance            | Administration Genera | Equipment Rental      | 398.00         |                  |            | 398.00     |
| Key Equipment Finance            | Administration Genera | Equipment Rental      | 420.00         |                  |            | 420.00     |
| Keystone Homes                   | Clinton Center O&M    | Facility Rental       | 6,333.33       |                  | 6,333.33   |            |
| Rhodeiry, Soheir Shawky          | Engl/Human/Journal-Ba | Consultants/Workshops | 39.91          | 39.91            |            |            |
| King Lar                         | Surgical Tech-Health  | Equipment-Instruction | 4,147.65       |                  |            | 4,147.65   |
| King Lar                         | Building Additions    | New Bldgs & Additions | 7,824.45       |                  |            | 7,824.45   |
| King-Grindy, Rosemarie           |                       | RCC Foundation A/R    | 536.64         | 536.64           |            |            |
| Kiplingers Financial Personal Fi | Business Office       | Publications & Dues   | 8.00           | 8.00             |            |            |
| Larsen, Jimmy R                  | Radiology Tech-Hlth O | Equipment-Instruction | 30,450.00      |                  |            | 30,450.00  |
| Lee Enterprises Inc              | Human Resources       | Advertising           | 169.80         | 169.80           |            |            |
| Lee Enterprises Inc              | Human Resources       | Advertising           | 248.70         | 248.70           |            |            |
| Lee Enterprises Inc              | Marketing             | Advertising           | 1,757.34       | 1,757.34         |            |            |
| Lee Enterprises Inc              | General Expenses      | Advertising           | 163.46         | 163.46           |            |            |
| Life Fitness                     | Fitness Center        | Equipment-Instruction | 5,677.28       |                  |            | 5,677.28   |
| Ligon, Alicia                    | African Amer Stu-Bacc | Contractual-Other     | 250.00         | 250.00           |            |            |
| Lincoln Land Comm College        | Presidents Office     | Meeting Expense       | 485.10         | 485.10           |            |            |
| Little, Linda S                  | Theatre Productions   | Contractual-Other     | 250.00         |                  |            | 250.00     |
| MANCOMM                          | Credit                | Instructional Supplie | 146.98         |                  |            | 146.98     |
| MJ Kellner                       | Culinary Arts         | Materials             | 331.59         |                  |            | 331.59     |
| MJ Kellner                       | Culinary Arts         | Materials             | 254.49         |                  |            | 254.49     |
| MRE Benefit Admin Systems        |                       | Group Insurance       | 32,143.40      | 32,143.40        |            |            |
| MRE Benefit Admin Systems        |                       | Health Insurance      | 192,589.36     | 192,589.36       |            |            |
| MRE Benefit Admin Systems        |                       | EmployeeBenefitsTotal | 196.65         | 196.65           | 0.00       | 0.00       |
| Main Street Church of the        | CommunityService      | Facility Rental       | 250.00         |                  |            | 250.00     |
| Main Street Church of the        | CommunityService      | Facility Rental       | 150.00         |                  |            | 150.00     |
| Mangle Management Systems        |                       | Revenue-Misc/OtherSou | 150.00         | 150.00           |            |            |
| Mangle Management Systems        | Club Expenses         | Meeting Expense       | 270.00         |                  |            | 270.00     |
| Mangle Management Systems        | Surgical Tech-Health  | Meeting Expense       | 91.20          | 91.20            |            |            |
| Mangle Management Systems        | Board of Trustees     | Meeting Expense       | 130.00         | 130.00           |            |            |
| Mangle Management Systems        | Board of Trustees     | Meeting Expense       | 15.00          | 15.00            |            |            |
| Mangle Management Systems        | Career Services       | Contractual-Other     | 175.00         | 175.00           |            |            |
| Manufacturing Skill Standards Co | Credit                | Instructional Supplie | 660.00         |                  |            | 660.00     |
| Mark's Plumbing                  | Maintenance           | Maintenance Supplies  | 509.35         |                  | 509.35     |            |
| Marquis Beverage Service         | Culinary Arts         | Instructional Supplie | 54.95          |                  |            | 54.95      |
| Marquis Beverage Service         | Culinary Arts         | Instructional Supplie | 484.95         |                  |            | 484.95     |
| Marquis Beverage Service         | Culinary Arts         | Instructional Supplie | 284.50         |                  |            | 284.50     |
| Marquis Beverage Service         | Culinary Arts         | Instructional Supplie | 633.95         |                  |            | 633.95     |
| Medical Equipment Affiliates     | AAS Nursing -Health O | Instructional Supplie | 380.95         | 380.95           |            |            |
| Menard Inc                       | Renovations / Remodel | Equipment-Office      | 108.56         |                  | 108.56     |            |
|                                  |                       | PAGE TOTALS           | 297,629.37     | 230,418.06       | 10,708.97  | 56,502.34  |

Richland Community College  
 Bills Presented for Ratification  
 DEC 1415

| Vendor Name                   | Function              | Object                | Invoice Amount | Educational Fund | O & M Fund | Other Fund |
|-------------------------------|-----------------------|-----------------------|----------------|------------------|------------|------------|
| Menard Inc                    | Maintenance           | Maintenance Supplies  | 49.95          |                  | 49.95      |            |
| Menard Inc                    | Welding-Technical Occ | Instructional Supplie | 269.18         | 269.18           |            |            |
| Menard Inc                    | Maintenance           | Maintenance Supplies  | 710.19         |                  | 710.19     |            |
| Menard Inc                    | Maintenance           | Maintenance Supplies  | 62.47          |                  | 62.47      |            |
| Menard Inc                    | Maintenance           | Maintenance Supplies  | 16.24          |                  | 16.24      |            |
| Menard Inc                    | Maintenance           | Maintenance Supplies  | 14.63          |                  | 14.63      |            |
| Menard Inc                    | Maintenance           | Maintenance Supplies  | 368.10         |                  | 368.10     |            |
| MidAmerica Tire & Performance | College Vehicle       | Vehicle Expense       | 107.45         |                  | 107.45     |            |
| Midland Paper Company         | Copy Center           | Materials             | 309.33         |                  |            | 309.33     |
| Midland Paper Company         | Copy Center           | Materials             | 119.60         |                  |            | 119.60     |
| Midland Paper Company         | Copy Center           | Materials             | 346.25         |                  |            | 346.25     |
| Midland Paper Company         | Copy Center           | Materials             | 313.62         |                  |            | 313.62     |
| Midwest Fiber Inc of Decatur  | Utilities             | Refuse Disposal       | 90.00          |                  | 90.00      |            |
| Mug-A-Bug                     | Maintenance           | Pest Control          | 223.50         |                  | 223.50     |            |
| Napa Auto Parts               | College Vehicle       | Vehicle Expense       | 176.24         |                  | 176.24     |            |
| Nasco                         | Biology-Baccalaureate | Instructional Supplie | 170.00         | 170.00           |            |            |
| Neuhoff Media Decatur         | Marketing             | Advertising           | 500.00         | 500.00           |            |            |
| Neuhoff Media Decatur         | Marketing             | Advertising           | 1,500.00       | 1,500.00         |            |            |
| Newman & Ullman Inc           |                       | Inventory-CentralStor | 165.05         | 165.05           |            |            |
| Newman & Ullman Inc           | Custodial             | Maintenance Supplies  | 111.70         |                  | 111.70     |            |
| Newman & Ullman Inc           |                       | Inventory-CentralStor | 180.16         | 180.16           |            |            |
| Newman & Ullman Inc           | Custodial             | Maintenance Supplies  | 85.90          |                  | 85.90      |            |
| Newman & Ullman Inc           | Custodial             | Maintenance Supplies  | 126.23         |                  | 126.23     |            |
| Niemann Foods                 | Culinary Arts         | Instructional Supplie | 37.01          | 37.01            |            |            |
| Niemann Foods                 | Culinary Arts         | Instructional Supplie | 22.54          | 22.54            |            |            |
| Niemann Foods                 | Culinary Arts         | Instructional Supplie | 46.57          | 46.57            |            |            |
| Niemann Foods                 | Culinary Arts         | Instructional Supplie | 21.22          | 21.22            |            |            |
| Niemann Foods                 | Culinary Arts         | Instructional Supplie | 38.83          | 38.83            |            |            |
| Niemann Foods                 | Culinary Arts         | Instructional Supplie | 19.02          | 19.02            |            |            |
| Niemann Foods                 | Culinary Arts         | Instructional Supplie | 13.98          | 13.98            |            |            |
| Niemann Foods                 | Culinary Arts         | Instructional Supplie | 23.89          | 23.89            |            |            |
| Niemann Foods                 | Culinary Arts         | Instructional Supplie | 29.92          | 29.92            |            |            |
| Niemann Foods                 | Culinary Arts         | Instructional Supplie | 22.99          | 22.99            |            |            |
| Niemann Foods                 | Culinary Arts         | Instructional Supplie | 50.17          | 50.17            |            |            |
| Niemann Foods                 | Culinary Arts         | Instructional Supplie | 134.95         | 134.95           |            |            |
| Niemann Foods                 | Culinary Arts         | Instructional Supplie | 36.40          | 36.40            |            |            |
| Niemann Foods                 | Culinary Arts         | Instructional Supplie | 13.23          | 13.23            |            |            |
| Niemann Foods                 | Culinary Arts         | Instructional Supplie | 19.55          | 19.55            |            |            |
| Niemann Foods                 | Culinary Arts         | Instructional Supplie | 29.05          | 29.05            |            |            |
| Niemann Foods                 | Culinary Arts         | Instructional Supplie | 9.37           | 9.37             |            |            |
| Niemann Foods                 | Culinary Arts         | Instructional Supplie | 19.37          | 19.37            |            |            |
| Noel-Levitz                   | Institutl Effectivene | Publications & Dues   | 887.25         | 887.25           |            |            |
| O'Reilly Auto Parts           | Automotive-Tech Occ   | Instructional Supplie | 65.38          | 65.38            |            |            |
| O'Reilly Auto Parts           | Automotive-Tech Occ   | Instructional Supplie | 39.94          | 39.94            |            |            |
| O'Reilly Auto Parts           | Automotive-Tech Occ   | Instructional Supplie | 50.45          | 50.45            |            |            |
| O'Reilly Auto Parts           | Automotive-Tech Occ   | Instructional Supplie | 5.69           | 5.69             |            |            |
| O'Reilly Auto Parts           | Automotive-Tech Occ   | Instructional Supplie | -465.00        | -465.00          |            |            |
| O'Reilly Auto Parts           | Automotive-Tech Occ   | Instructional Supplie | 52.07          | 52.07            |            |            |
| O'Reilly Auto Parts           | Automotive-Tech Occ   | Instructional Supplie | 549.00         | 549.00           |            |            |
|                               |                       | PAGE TOTALS           | 7,788.63       | 4,557.23         | 2,142.60   | 1,088.80   |

Richland Community College  
Bills Presented for Ratification  
DEC 1415

| Vendor Name                      | Function             | Object                | Invoice Amount | Educational Fund | O & M Fund | Other Fund |
|----------------------------------|----------------------|-----------------------|----------------|------------------|------------|------------|
| O'Reilly Auto Parts              | Automotive-Tech Occ  | Instructional Supplie | 365.73         | 365.73           |            |            |
| O'Reilly Auto Parts              | Automotive-Tech Occ  | Instructional Supplie | -100.81        | -100.81          |            |            |
| O'Reilly Auto Parts              | Automotive-Tech Occ  | Instructional Supplie | -549.00        | -549.00          |            |            |
| O'Reilly Auto Parts              | Automotive-Tech Occ  | Instructional Supplie | 100.81         | 100.81           |            |            |
| O'Reilly Auto Parts              | Automotive-Tech Occ  | Instructional Supplie | 9.47           | 9.47             |            |            |
| O'Reilly Auto Parts              | Automotive-Tech Occ  | Instructional Supplie | 130.92         | 130.92           |            |            |
| O'Reilly Auto Parts              | Automotive-Tech Occ  | Instructional Supplie | 65.39          | 65.39            |            |            |
| O'Reilly Auto Parts              | Automotive-Tech Occ  | Instructional Supplie | 8.49           | 8.49             |            |            |
| O'Reilly Auto Parts              | Automotive-Tech Occ  | Instructional Supplie | 13.98          | 13.98            |            |            |
| O'Reilly Auto Parts              | Automotive-Tech Occ  | Instructional Supplie | -10.72         | -10.72           |            |            |
| O'Reilly Auto Parts              | Automotive-Tech Occ  | Instructional Supplie | -49.20         | -49.20           |            |            |
| O'Reilly Auto Parts              | Automotive-Tech Occ  | Instructional Supplie | 69.35          | 69.35            |            |            |
| O'Reilly Auto Parts              | Automotive-Tech Occ  | Instructional Supplie | 51.54          | 51.54            |            |            |
| O'Reilly Auto Parts              | Automotive-Tech Occ  | Instructional Supplie | 28.66          | 28.66            |            |            |
| O'Reilly Auto Parts              | Automotive-Tech Occ  | Instructional Supplie | 10.34          | 10.34            |            |            |
| O'Reilly Auto Parts              | Automotive-Tech Occ  | Instructional Supplie | 17.45          | 17.45            |            |            |
| O'Reilly Auto Parts              | Automotive-Tech Occ  | Instructional Supplie | 18.00          | 18.00            |            |            |
| O'Reilly Auto Parts              | Automotive-Tech Occ  | Instructional Supplie | 83.33          | 83.33            |            |            |
| O'Reilly Auto Parts              | Automotive-Tech Occ  | Instructional Supplie | 486.99         | 486.99           |            |            |
| O'Reilly Auto Parts              | Automotive-Tech Occ  | Instructional Supplie | 18.99          | 18.99            |            |            |
| O'Reilly Auto Parts              | Automotive-Tech Occ  | Instructional Supplie | 94.07          | 94.07            |            |            |
| O'Reilly Auto Parts              | Automotive-Tech Occ  | Instructional Supplie | 4.37           | 4.37             |            |            |
| Office Depot Inc                 |                      | Inventory-CentralStor | 754.04         | 754.04           |            |            |
| Office Max                       |                      | Inventory-CentralStor | 332.01         | 332.01           |            |            |
| Oliver, Brooke D                 | Surgical Tech-Health | Travel-In State Milea | 322.56         | 322.56           |            |            |
| Oliver, Brooke D.                | Surgical Tech-Health | Travel-In State Milea | 107.52         | 107.52           |            |            |
| One Source Equipment Rental LLC  | NonCredit            | Instructional Supplie | 251.25         |                  |            | 251.25     |
| Open DNS                         | NetworkingSupport    | Computer Software     | 2,425.50       | 2,425.50         |            |            |
| Ophelia and Friends LLC          | Theatre Productions  | Materials             | 121.75         |                  |            | 121.75     |
| Orv Graham Radio Advertising Bro | Marketing            | Advertising           | 224.00         | 224.00           |            |            |
| Peerless Cleaners                | Maintenance          | Contractual-Other     | 2,498.00       |                  | 2,498.00   |            |
| Pitney Bowes Inc                 | General Expenses     | Equipment Rental      | 396.00         | 396.00           |            |            |
| Pitney Bowes Inc                 | General Expenses     | Equipment Rental      | 2,085.00       | 2,085.00         |            |            |
| Poindexter, Lynne M              | Academic Success     | Interpreter Salary    | 195.20         | 195.20           |            |            |
| Poland's Inc                     | Maintenance          | Maintenance Supplies  | 214.00         |                  | 214.00     |            |
| Powr-Flite                       | CTEI Grant - DOC     | Equipment-Grants Only | 375.56         |                  |            | 375.56     |
| Powr-Flite                       | CTEI Grant - DOC     | Equipment-Grants Only | -212.69        |                  |            | -212.69    |
| Pride Cleaners                   | Culinary Arts        | Contractual-Other     | 113.36         | 113.36           |            |            |
| Pride Cleaners                   | Culinary Arts        | Contractual-Other     | 111.18         | 111.18           |            |            |
| Pride Cleaners                   | Culinary Arts        | Contractual-Other     | 16.35          | 16.35            |            |            |
| Pride Cleaners                   | Culinary Arts        | Contractual-Other     | 55.59          | 55.59            |            |            |
| Quill Corp                       | CTEI Grant - DOC     | Instructional Supplie | 1,227.47       |                  |            | 1,227.47   |
| Quill Corp                       | CTEI Grant - DOC     | Instructional Supplie | 31.99          |                  |            | 31.99      |
| Quill Corp                       | CTEI Grant - DOC     | Instructional Supplie | 19.98          |                  |            | 19.98      |
| Quill Corp                       | CTEI Grant - DOC     | Instructional Supplie | 146.92         |                  |            | 146.92     |
| R D McMillen Enterprises         | CTEI Grant - DOC     | Equipment-Grants Only | 181.12         |                  |            | 181.12     |
| RCC-Foundation                   |                      | FND Scholarship Reven | 476.00         |                  |            | 476.00     |
| RCC-Foundation                   |                      | FND Scholarship Reven | 1,752.00       |                  |            | 1,752.00   |
| RCC-Foundation                   |                      | Richland Foundation   | 188.05         | 188.05           |            |            |
|                                  |                      | PAGE TOTALS           | 15,277.86      | 8,194.51         | 2,712.00   | 4,371.35   |

Richland Community College  
Bills Presented for Ratification  
DEC 1415

| Vendor Name                 | Function              | Object                | Invoice Amount | Educational Fund | O & M Fund | Other Fund |
|-----------------------------|-----------------------|-----------------------|----------------|------------------|------------|------------|
| RCC-Foundation              |                       | Credit Card Clearing  | 50.00          | 50.00            |            |            |
| RCC-Foundation              |                       | Credit Card Clearing  | 150.00         | 150.00           |            |            |
| RCC-Foundation              | Club Expenses         | Donations/Gifts       | 500.00         |                  |            | 500.00     |
| RCC-Foundation              |                       | Richland Foundation   | 188.05         | 188.05           |            |            |
| RCC-Foundation              |                       | Credit Card Clearing  | 100.00         | 100.00           |            |            |
| RCC-Foundation              |                       | Revenue-Misc/OtherSou | 25.00          | 25.00            |            |            |
| Radiation Detection Company | Radiology Tech-Hlth O | Materials             | 346.25         | 346.25           |            |            |
| Rawlings, Daniel Lee        |                       | Other Rec-Employees   | 108.33         | 108.33           |            |            |
| Refreshment Services Pepsi  | CulinaryRestaurant    | Instructional Supplie | 237.60         |                  |            | 237.60     |
| Reliance Standard           |                       | Life Insurance        | 3,553.05       | 3,553.05         |            |            |
| Reliance Standard           |                       | LTD Insurance         | 2,226.48       | 2,226.48         |            |            |
| Reliance Standard           |                       | Supplemental Life Ins | 1,399.06       | 1,399.06         |            |            |
| Rexx Battery of Decatur Inc | College Vehicle       | Vehicle Expense       | 47.90          |                  | 47.90      |            |
| Robert's Sysco Inc          | Culinary Arts         | Instructional Supplie | 1,592.00       | 1,592.00         |            |            |
| Robert's Sysco Inc          | Culinary Arts         | Instructional Supplie | 108.34         | 108.34           |            |            |
| Robert's Sysco Inc          | Culinary Arts         | Instructional Supplie | 34.40          | 34.40            |            |            |
| Robert's Sysco Inc          | Culinary Arts         | Instructional Supplie | 247.28         | 247.28           |            |            |
| Robert's Sysco Inc          | Coffee House          | Instructional Supplie | 81.02          |                  |            | 81.02      |
| Robert's Sysco Inc          | Child Care Services   | Snacks and Milk       | 52.61          |                  |            | 52.61      |
| Robert's Sysco Inc          | Child Care Services   | Snacks and Milk       | 49.46          |                  |            | 49.46      |
| Robert's Sysco Inc          | Child Care Services   | Snacks and Milk       | 49.82          |                  |            | 49.82      |
| Robert's Sysco Inc          | Child Care Services   | Snacks and Milk       | 64.79          |                  |            | 64.79      |
| Robert's Sysco Inc          | Culinary Arts         | Instructional Supplie | 19.64          | 19.64            |            |            |
| Robert's Sysco Inc          | Culinary Arts         | Instructional Supplie | 128.77         | 128.77           |            |            |
| Robert's Sysco Inc          | Culinary Arts         | Instructional Supplie | 79.54          | 79.54            |            |            |
| Robert's Sysco Inc          | Culinary Arts         | Instructional Supplie | 23.10          | 23.10            |            |            |
| Robert's Sysco Inc          | Culinary Arts         | Instructional Supplie | 32.70          | 32.70            |            |            |
| Robert's Sysco Inc          | Culinary Arts         | Instructional Supplie | 48.52          | 48.52            |            |            |
| Robert's Sysco Inc          | Culinary Arts         | Instructional Supplie | 48.20          | 48.20            |            |            |
| Robert's Sysco Inc          | Culinary Arts         | Instructional Supplie | 84.54          | 84.54            |            |            |
| Robert's Sysco Inc          | Culinary Arts         | Instructional Supplie | 48.20          | 48.20            |            |            |
| Robert's Sysco Inc          | Coffee House          | Instructional Supplie | 470.14         |                  |            | 470.14     |
| Robert's Sysco Inc          | Child Care Services   | Snacks and Milk       | 64.28          |                  |            | 64.28      |
| Robert's Sysco Inc          | Culinary Arts         | Instructional Supplie | 42.94          | 42.94            |            |            |
| Robert's Sysco Inc          | Culinary Arts         | Instructional Supplie | 1,940.33       | 1,940.33         |            |            |
| Robert's Sysco Inc          | Culinary Arts         | Instructional Supplie | 1,086.60       | 1,086.60         |            |            |
| Robert's Sysco Inc          | Culinary Arts         | Instructional Supplie | 1,054.32       | 1,054.32         |            |            |
| Robert's Sysco Inc          | Coffee House          | Instructional Supplie | 285.44         |                  |            | 285.44     |
| Robert's Sysco Inc          | Coffee House          | Instructional Supplie | 587.52         |                  |            | 587.52     |
| Robert's Sysco Inc          | Coffee House          | Instructional Supplie | 176.15         |                  |            | 176.15     |
| Robert's Sysco Inc          | Coffee House          | Instructional Supplie | 25.20          |                  |            | 25.20      |
| Rush Truck Leasing          | Grounds               | Install Pymt Lease/Pu | 2,157.00       |                  | 2,157.00   |            |
| S J Smith Company Inc       | Automotive-Tech Occ   | Instructional Supplie | 19.20          | 19.20            |            |            |
| S J Smith Company Inc       | Welding-Technical Occ | Instructional Supplie | 518.06         | 518.06           |            |            |
| S J Smith Company Inc       | Welding-Technical Occ | Equipment-Instruction | 3,501.07       |                  |            | 3,501.07   |
| S J Smith Company Inc       | Welding-Technical Occ | Equipment-Instruction | 19,246.14      |                  |            | 19,246.14  |
| S J Smith Company Inc       | Human Simulator       | Instructional Supplie | 78.60          | 78.60            |            |            |
| S J Smith Company Inc       | Club Expenses         | Contractual-Other     | 9.60           |                  |            | 9.60       |
| S J Smith Company Inc       | Automotive-Tech Occ   | Instructional Supplie | 19.84          | 19.84            |            |            |
|                             |                       | PAGE TOTALS           | 43,007.08      | 15,401.34        | 2,204.90   | 25,400.84  |

Richland Community College  
 Bills Presented for Ratification  
 DEC 1415

| Vendor Name                  | Function              | Object                    | Invoice Amount | Educational Fund | O & M Fund | Other Fund |
|------------------------------|-----------------------|---------------------------|----------------|------------------|------------|------------|
| S J Smith Company Inc        | Welding-Technical     | Occ Instructional Supplie | 53.15          | 53.15            |            |            |
| S J Smith Company Inc        | Welding-Technical     | Occ Instructional Supplie | 20.30          | 20.30            |            |            |
| S J Smith Company Inc        | Welding-Technical     | Occ Instructional Supplie | 504.12         | 504.12           |            |            |
| S J Smith Company Inc        | Welding-Technical     | Occ Instructional Supplie | 349.01         | 349.01           |            |            |
| S J Smith Company Inc        | Welding-Technical     | Occ Instructional Supplie | 533.49         | 533.49           |            |            |
| S J Smith Company Inc        | Welding-Technical     | Occ Instructional Supplie | 266.62         | 266.62           |            |            |
| S J Smith Company Inc        | Welding-Technical     | Occ Instructional Supplie | 127.24         | 127.24           |            |            |
| S J Smith Company Inc        | Welding-Technical     | Occ Instructional Supplie | 118.00         | 118.00           |            |            |
| S J Smith Company Inc        | Human Simulator       | Instructional Supplie     | 81.22          | 81.22            |            |            |
| S J Smith Company Inc        | Club Expenses         | Contractual-Other         | 9.92           |                  |            | 9.92       |
| SIU-C                        |                       | Fees Pass Thru Nursin     | 2,405.00       | 2,405.00         |            |            |
| Sam's Club Discover          |                       | Inventory-CentralStor     | 358.72         | 358.72           |            |            |
| Sam's Club Discover          | LRC                   | Equipment-Instruction     | 835.52         |                  |            | 835.52     |
| Sam's Club Discover          | Enrollment/RetentionS | Office Supplies           | 11.72          | 11.72            |            |            |
| Sam's Club Discover          | Coffee House          | Instructional Supplie     | 182.32         |                  |            | 182.32     |
| Sam's Club Discover          | YouthLeadershipInstit | Postage                   | 17.96          |                  |            | 17.96      |
| Sam's Club Discover          | Club Expenses         | Materials                 | 52.62          |                  |            | 52.62      |
| Sam's Club Discover          | Community Relations   | Meeting Expense           | 52.56          |                  |            | 52.56      |
| Sam's Club Discover          | Faculty/Staff Develop | Employee Recognition      | 18.46          | 18.46            |            |            |
| Sam's Club Discover          | Faculty/Staff Develop | Specialities              | 30.94          | 30.94            |            |            |
| Sam's Club Discover          | Foundation&Developmen | Materials                 | 8.98           | 8.98             |            |            |
| Saunders, Gayle M            | Presidents Office     | Meeting Expense           | 24.80          | 24.80            |            |            |
| Scheibly, Scott E            | Academic Success      | Registration Fees         | 22.80          | 22.80            |            |            |
| Schroth, Christina           | Employee Relations    | Meeting Expense           | 210.00         | 210.00           |            |            |
| Schwalbe, Barry S            | NonCredit             | Travel-In State           | 69.44          |                  |            | 69.44      |
| Scott Fisher Enterprises Inc | Maintenance           | Pest Control              | 50.00          |                  | 50.00      |            |
| Scott Fisher Enterprises Inc | Maintenance           | Pest Control              | 35.00          |                  | 35.00      |            |
| Scott Fisher Enterprises Inc | Maintenance           | Pest Control              | 625.00         |                  | 625.00     |            |
| Screen This                  | Welding-Technical     | Occ Instructional Supplie | 270.00         | 270.00           |            |            |
| Securitas                    | Security              | Security                  | 227.97         |                  | 227.97     |            |
| Securitas                    | Liab Protection & Set | Security                  | 4,331.52       |                  |            | 4,331.52   |
| Securitas                    | Security              | Security                  | 226.31         |                  | 226.31     |            |
| Securitas                    | Liab Protection & Set | Security                  | 4,299.73       |                  |            | 4,299.73   |
| Securitas                    | Security              | Security                  | 226.31         |                  | 226.31     |            |
| Securitas                    | Liab Protection & Set | Security                  | 4,299.73       |                  |            | 4,299.73   |
| Shippers Rental Inc          | Credit                | Equipment Rental          | 2,000.00       |                  |            | 2,000.00   |
| Showcard Studio              | Marketing             | Advertising               | 250.00         | 250.00           |            |            |
| Simutech Systems Inc         | Heating,Vent,AC-Tech  | Computer Software         | 1,910.00       | 1,910.00         |            |            |
| Sligo Steel                  | Fire Science-Tech     | Occ Instructional Supplie | 283.90         | 283.90           |            |            |
| Soul Purpose Inc             | Employee Relations    | Contractual-Other         | 1,000.00       | 1,000.00         |            |            |
| Spectrum Janitorial Supply   | Custodial             | Maintenance Supplies      | 1,942.45       |                  | 1,942.45   |            |
| Spectrum Janitorial Supply   | Custodial             | Maintenance Supplies      | 1,456.32       |                  | 1,456.32   |            |
| Spectrum Janitorial Supply   | Custodial             | Maintenance Supplies      | 72.40          |                  | 72.40      |            |
| Spectrum Janitorial Supply   | Custodial             | Maintenance Supplies      | 14.80          |                  | 14.80      |            |
| Spectrum Janitorial Supply   | Custodial             | Maintenance Supplies      | 324.72         |                  | 324.72     |            |
| Spectrum Janitorial Supply   | Custodial             | Maintenance Supplies      | 1,139.22       |                  | 1,139.22   |            |
| St Teresa High School        | College Fair          | Travel-In State           | 286.00         |                  |            | 286.00     |
| State Fire Marshal           | Maintenance           | Maintenance Supplies      | 600.00         |                  | 600.00     |            |
| State Fire Marshal           | Maintenance           | Maintenance Supplies      | 70.00          |                  | 70.00      |            |
|                              |                       | PAGE TOTALS               | 32,306.29      | 8,858.47         | 7,010.50   | 16,437.32  |

Richland Community College  
 Bills Presented for Ratification  
 DEC 1415

| Vendor Name                      | Function              | Object                | Invoice Amount | Educational Fund | O & M Fund | Other Fund |
|----------------------------------|-----------------------|-----------------------|----------------|------------------|------------|------------|
| State Universities Retirement    |                       | SURS 8%               | 1,391.37       | 1,391.37         |            |            |
| State Universities Retirement    |                       | SURS 8%               | 45,421.70      | 45,421.70        |            |            |
| State Universities Retirement    |                       | SURSRetiremtInstallPu | 131.00         | 131.00           |            |            |
| State Universities Retirement    |                       | SURS 1/2%             | 4,815.44       | 4,815.44         |            |            |
| State Universities Retirement    |                       | SURS 8%               | 45,168.49      | 45,168.49        |            |            |
| State Universities Retirement    |                       | SURS 8%               | 1,391.37       | 1,391.37         |            |            |
| State Universities Retirement    |                       | SURSRetiremtInstallPu | 131.00         | 131.00           |            |            |
| State Universities Retirement    |                       | SURS 1/2%             | 4,796.88       | 4,796.88         |            |            |
| State Universities Retirement    |                       | SURS 8%               | 51,515.16      | 51,515.16        |            |            |
| State Universities Retirement    |                       | SURS 8%               | 1,342.63       | 1,342.63         |            |            |
| State Universities Retirement    |                       | SURSRetiremtInstallPu | 131.00         | 131.00           |            |            |
| State Universities Retirement    |                       | SURS 1/2%             | 5,552.52       | 5,552.52         |            |            |
| Striglos Office Equipment        |                       | Inventory-CentralStor | 659.11         | 659.11           |            |            |
| Svendsen Florists Inc            | Presidents Office     | Materials             | 62.00          | 62.00            |            |            |
| Svendsen Florists Inc            | Presidents Office     | Materials             | 47.00          | 47.00            |            |            |
| Swift, Janet                     | Academic Success      | Interpreter Salary    | 1,197.70       | 1,197.70         |            |            |
| The Beach House Inc              | General Expenses      | Meeting Expense       | 62.00          | 62.00            |            |            |
| The Decatur Club                 | Presidents Office     | Publications & Dues   | 50.00          | 50.00            |            |            |
| The News-Gazette                 | Human Resources       | Advertising           | 6.29           | 6.29             |            |            |
| ThyssenKrupp Elevator Corp       | CSI Building O&M      | Equip Repair/Maint Ag | 452.24         |                  | 452.24     |            |
| Tiger Direct                     | Information Tech-Occt | Materials             | 32.86          | 32.86            |            |            |
| Tiger Direct                     | Academic Lab Support  | Materials             | 301.78         | 301.78           |            |            |
| Toys for Tots Decatur            | Club Expenses         | Contractual-Other     | 500.00         |                  |            | 500.00     |
| U S Postmaster                   |                       | Inventory-CentralStor | 400.00         | 400.00           |            |            |
| U S Postmaster                   |                       | Inventory-CentralStor | 220.00         | 220.00           |            |            |
| US Postage Service               | General Expenses      | Postage               | 685.00         | 685.00           |            |            |
| US Postage Service               | General Expenses      | Postage               | 220.00         | 220.00           |            |            |
| USI-Laminate.com                 | Graphics              | Materials             | 311.99         | 311.99           |            |            |
| Underwood, Donna J               |                       | RCC Foundation A/R    | 500.00         | 500.00           |            |            |
| United Way of Decatur/Macon Cnty |                       | United Way            | 225.67         | 225.67           |            |            |
| United Way of Decatur/Macon Cnty |                       | United Way            | 220.67         | 220.67           |            |            |
| Verizon Wireless                 | Admission and Recruit | Telephone             | 50.02          | 50.02            |            |            |
| Verizon Wireless                 | Utilities             | Telephone             | 236.60         |                  | 236.60     |            |
| Verizon Wireless                 | Utilities             | Telephone             | 8.10           |                  | 8.10       |            |
| WDKR Radio Station               | Marketing             | Advertising           | 112.00         | 112.00           |            |            |
| WXFM                             | Marketing             | Advertising           | 112.00         | 112.00           |            |            |
| World Point ECC Inc              | Credit                | Instructional Supplie | 295.95         |                  |            | 295.95     |
| Xerox Corp                       | Copy Center           | Install Pymt Lease/Pu | 2,318.75       |                  |            | 2,318.75   |
| Xerox Corp                       | Copy Center           | Install Pymt Lease/Pu | 307.11         |                  |            | 307.11     |
| Xerox Corp                       | Copy Center           | Install Pymt Lease/Pu | 2,307.74       |                  |            | 2,307.74   |
| Xerox Corp                       | Copy Center           | Install Pymt Lease/Pu | 194.99         |                  |            | 194.99     |
| Xerox Corporation                | Copiers               | Equipment Rental      | 171.36         | 171.36           |            |            |
| Xerox Corporation                | Copiers               | Equipment Rental      | 171.36         | 171.36           |            |            |
| Yaden, Deborah                   | Club Expenses         | Materials             | 66.00          |                  |            | 66.00      |
| Student Refunds                  |                       |                       | 229.64         | 229.64           |            |            |
|                                  |                       | PAGE TOTALS           | 174,524.49     | 167,837.01       | 696.94     | 5,990.54   |
|                                  |                       | AP GRAND TOTAL        | 920,381.14     | 524,961.47       | 120,963.16 | 274,456.51 |



**ITEMS FROM THE BOARD**

**ADJOURNMENT**