







BOARD OF TRUSTEES

July 21, 2015

REGULAR MEETING 5:30 P.M. | RICHLAND COMMUNITY COLLEGE ROOM E181



RICHLAND COMMUNITY COLLEGE
DISTRICT NO. 537
BOARD OF TRUSTEES REGULAR MEETING
ONE COLLEGE PARK – DECATUR, ILLINOIS 62521

July 21, 2015

AGENDA

The Vision: To be the premier source for education, workforce training, partnerships, and economic development.

College Mission: To provide innovative educational environments, opportunities, and experiences that enable individuals, communities, and the region to grow, thrive, and prosper.

Core Values: Commitment, Respect, Excellence, Accountability, and Diversity

- I. Convening of the Regular Meeting – 5:30 p.m.
 - A. Call to Order
 - B. Roll Call
- II. *Minutes of the Regular Meeting on June 16, 2015*
- III. Appearance of Citizens and Introduction of Guests
- IV. Ad Hoc Committee Appointments
- V. Written Communications
 - College Activities Report
 - Personnel Update
 - Construction Report
- VI. Special Reports
 - A. Report of the President
 1. College Spotlight – New Initiatives in English – Dr. Rick Tomlinson
 - B. Report of ICCTA
 - C. Report of Student Trustee

- D. Report of Agreements/Contracts authorized by President Saunders for the month of June 2015

VII. Executive Session (IVORY COLOR)

VIII. Consent Agenda (PINK COLOR)

A. **Charge-Backs**

- 1. Callie Wildman – Agricultural Business: Grain Merchandising and Management AAS – Parkland College - 2015 Fall Term through Summer 2016 Term

IX. Financial Report (GREEN COLOR)

A. ***Treasurer's Report and Financial Statement (WHITE COLOR)***

B. ***Bills for Ratification***

X. Items from the Board

XI. Adjournment

Bold and Italics Denotes Action Items

BOARD BOOK ANNUAL CALENDAR

JANUARY 2015

Reports

Consent Agenda

College Legal
Contractual Agreements

New Business

FEBRUARY 2015

Reports

Consent Agenda

Recommendation for
Approval of Tuition

New Business

Recommendations for
Tenure

Recommendation for
Approval of Fees

MARCH 2015

Reports

Consent Agenda

New Business

Recommendations for Faculty
Promotions in Rank

Recommendation to Grant
Professor Emeritus Status

Recommendation to Grant
Staff Emeritus Status

Recommendation for
Professional Leave

Strategic Plan 2015-2018

APRIL 2015

Tenure and Promotion
Recognition Dinner

Student Government
Election Results

Report from Board
Secretary regarding
Election of Student
Trustee

Seating of New Student
Trustee

Reports

MAY 2015

Reorganization of
Board of Trustees

Reports

Consent Agenda

New Business

Tentative Budget

Other

RCC Commencement

ICCTA Lobby Day

JUNE 2015

Public Hearing for Budget

Reports

Strategic Plan Quarterly Report

Consent Agenda

New Business

Resolution Adopting Budget

Compliance with Prevailing
Wage Act

State Capital Funding Request
RAMP

Resolution Transferring
Earnings

Review of Minutes of Previous
Executive Sessions

Other

ICCTA Annual Convention

BOARD BOOK ANNUAL CALENDAR

JULY 2015

Reports

Consent Agenda

Other

Annual Foundation Board Meeting

AUGUST 2015

Reports

Institutional Year Book Program Review Presentation

Consent Agenda

SEPTEMBER 2015

Reports

Consent Agenda

OCTOBER 2015

Reports

Consent Agenda

Distribution of Audit Reports – RCC & Brush College, LLC

Strategic Plan Quarterly Update

NOVEMBER 2015

Reports

Audit Presentation

Consent Agenda

Calendar of Regular Meetings of Board of Trustees

Old Business

Financial Report

DECEMBER 2015

Reports

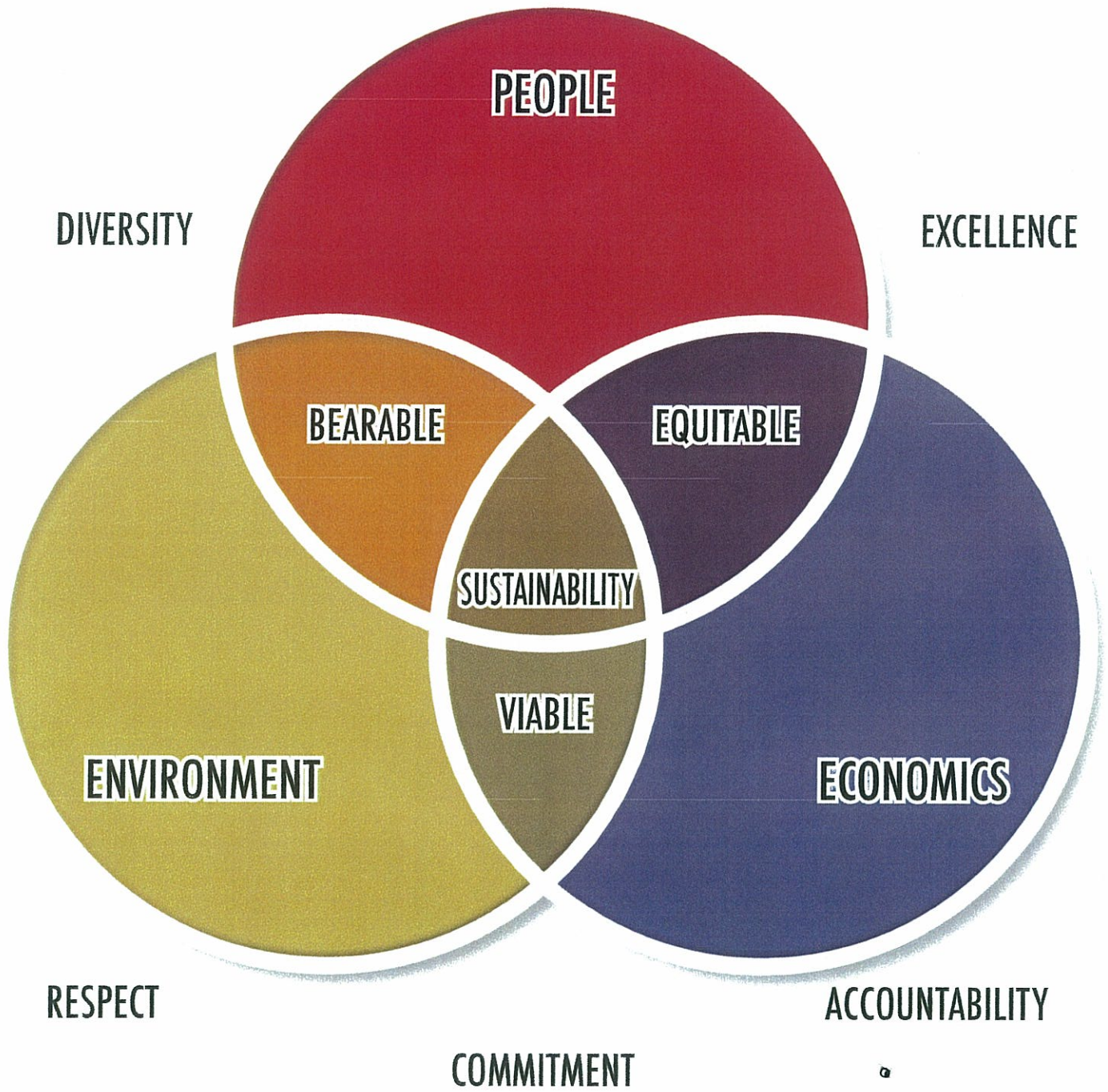
Consent Agenda

Old Business Resolution for Fiscal Year Tax Levy

Review of Minutes of Previous Executive Sessions

Strategic Plan Priorities Results Report

PRINCIPLES OF SUSTAINABILITY



Richland Community College Strategic Plan 2015 - 2018

College Vision

To be the Premier Source for Education, Workforce Training, Partnerships, and Economic and Development.

College Mission

The mission of Richland Community College is to provide innovative educational environments, opportunities, and experiences that enable individuals, communities, and the region to grow, thrive, and prosper.

Core Values

Commitment
Respect
Excellence
Accountability
Diversity

Strategic Plan

Goal 1: Elevate Teaching and Learning Standards

- Strategy A: Utilize Richland's Cross Disciplinary Outcomes process to assess student learning.
- Strategy B: Demonstrate the assessment of program student learning outcomes.
- Strategy C: Engage faculty and staff in program review using the established process.
- Strategy D: Enhance teaching and learning through faculty development opportunities.
- Strategy E: Deploy innovative instructional delivery and assessment systems.
- Strategy F: Expand project-based and other career-focused learning experiences for students.

Goal 2: Foster Student Success and Completion

- Strategy A: Engage in activities that improve the college and career readiness of Richland students.
- Strategy B: Advance a comprehensive Strategic Enrollment Management process and completion agenda.
- Strategy C: Engage students in the holistic development of educational pathways.
- Strategy D: Implement student success strategies to address progress expectations and identified momentum points.
- Strategy E: Establish robust student support systems including proactive advising and work-based career-focused experiences.

Goal 3: Create and Advance Workforce Development Partnerships

- Strategy A: Discover common workforce needs and opportunities to strengthen community relationships.
- Strategy B: Identify and implement new career and technical education programs of study and workforce development programs reflecting community economic development initiatives.
- Strategy C: Actively engage in legislative and government relations that serve to further Richland's mission.
- Strategy D: Proactively secure opportunities for media to highlight the vast portfolio of offerings available to District residents.
- Strategy E: Facilitate workforce and economic development opportunities through business incubator and other entrepreneurial training.
- Strategy F: Successfully fulfill the design, development and delivery of a new school of business integrated curriculum.

Goal 4: Ensure a Sustainable Organization

- Strategy A: Align and empower employee strengths that benefit the institution in meeting strategic goals.
- Strategy B: Optimize human, economic, and environmental expenses with available revenue.
- Strategy C: Balance the physical environment to connect to the College principles of sustainability.
- Strategy D: Identify and secure alternative revenue streams.
- Strategy E: Align facility utilization with established program needs.

L2 Division/Department/Area Balanced Scorecards

L1 Institutional Balanced Scorecard

Dashboard
Annual Priorities

Implementation and Performance

Public Accountability

Implementation and Performance

Public Accountability

<http://www.richland.edu/effectiveness/strategicplan>

2015 Strategic Plan Priorities

Goal 1: Elevate Teaching and Learning Standards.

Strategy A: Utilize Richland's Cross Disciplinary Outcomes process to assess student learning.

1. Complete evaluation of written communication artifacts.
2. Complete program reviews and development of shorter certificates in support of performance funding objectives linked to retention and completion.

Strategy B: Demonstrate the assessment of program student learning outcomes.

1. Assess progress and continue process of creating Program Student Learning Outcomes.

Strategy C: Engage faculty and staff in the program review using the established process.

1. Increase faculty and program staff involvement in program reviews scheduled by ICCB for FY15.
2. Implement institutional effectiveness reporting for each program area in accordance with 2014 strategic program reviews.

Strategy D: Enhance teaching and learning through faculty development opportunities.

1. Create and implement template for faculty to report annually professional development activities outside Professional Development Day.
2. Pilot test the Online Quality Assurance process in Summer 2015.

Strategy E: Expand project-based learning and other career-focused learning experiences for students.

1. Establish co-requisite model.
2. English Bridge Program curriculum will emphasize the elements of effective first-year writing/college-level English writing requirements.
3. Math Bridge Program - Complete pilots of MATH 098 in three new area high schools.
4. Establish one STEM content discipline to align with a high school.

Goal 2: Foster Student Success and Completion.

Strategy A: Engage in activities that improve the college and career readiness of Richland students.

1. Launch the fourth-year mathematics course at three additional high schools with appropriate academic support.
2. Using the ICCB Bridging the Gap Grant and in partnership with Workforce Investment Solutions, the Mathematics Enrichment Center will pilot a Math Boot Camp for SU15 for 25 high school graduates who place into developmental mathematics and who will attend Richland in FA15.

Strategy B: Advance a comprehensive Strategic Enrollment Management process and completion agenda.

1. Benchmark and increase the number of adults 50 and above enrolling in credit/noncredit coursework.
2. Benchmark and increase the number of adults transitioning from Adult Education Program to College certificate/degree program.
3. Support the enrollment growth of Heartland Technical Academy dual credit programs (particularly engineering technology areas CNC, CAD, CCS, renewable energy).
4. Increase enrollments for Workforce Development Institute covered programs (i.e., culinary arts, early childhood education, welding, automotive technology, diesel technology, collision repair).
5. Engage YCCC students in the YCCC/Richland articulation agreement (i.e., collaborative marketing).
6. Study intentional scheduling efforts (i.e., stream scheduling, transfer academy, Clinton scheduling, night academy) to determine next steps.
7. Benchmark and track enrollment patterns across various student populations (developmental education, online).
8. Reinforce enrollments through targeted marketing activities.

Strategy C: Engage students in the holistic development of educational pathways.

1. Assigned Advising process will be reviewed and adjusted to foster an environment that embraces students and advances them toward goal clarity and completion.
2. Each year by June 1 all materials for Financial Aid will be available for the new fiscal year.
3. Implement a Veteran-focused New Student Orientation for FA15.

Strategy D: Implement student success strategies to address progress expectations and identified momentum points.

1. Create promotions throughout the year that encourage applications for scholarships and strengthen connections to scholarship donors, students and parents.
2. Write 6-7 new scholarship agreements that support students with financial need.
3. Implement additional bridge programming for adult education students.

Strategy E: Establish robust student support systems including proactive advising and work-based career-focused experiences.

1. Streamline the application for graduation process. During 2015, the Records Office will develop, pilot and implement an application for graduation process that is student-centered and accurate and that engages the advisors.
2. Increase faculty and class presentations of College Central Network (CCN) to grow use by 10%.
3. Implement the internship tracking modules of CCN and track 50% of internships for FA15 via the portal.

Goal 3: Create and Advance Workforce Development Partnerships.

Strategy A: Discover common workforce needs and opportunities to strengthen community relationships.

1. Track advisory committee meetings and develop list of advisory committee recommendations.
2. Conduct 2-3 on-campus activities and 2 off-campus engagement activities to reconnect alumni to Richland.
3. Maintain, add and update contact information for Richland alumni.
4. Organize Advisory Committee for Alumni Association of community leaders to focus accurately on optimum activities that will engage alumni of different ages and generally broaden connections to all alumni.
5. Implement Richland and UIUC College of Engineering (Mechanical Engineering) Memorandum of Understanding to establish a wind turbine research plot in the AATP adjacent to NSEC and renewable energy laboratory (REL) activities.
6. Partner with community law enforcement organizations to use Progress City USA for "tactical" training.
7. Extend CCUS contract with U.S. Department of Energy and ADM Company.

Strategy B: Identify and implement new career and technical education programs of study and workforce development programs reflecting community economic development initiatives.

1. Develop and deploy CTE curriculum model pilot that aligns college courses with employer needs.
2. Expand STEM activities with K-12 partners (via Green Guide Series and IMA manufacturing awareness campaign).
3. Implement IDOT Highway Construction Program.
4. Implement Advisory Board for Carroll School of Business.

Strategy C: Actively engage in legislative and government relations that serve to further Richland's mission.

1. Reinforce Richland's role as a leader in broader public policy debate.
2. Maintain an open dialogue with elected officials regarding significant priorities, activities and decisions of the College.
3. Advocate on behalf of the community college system's agenda.
4. Utilize the collective expertise of elected officials to create new opportunities for Richland.
5. Participate in Economic Development Corporation and Greater Decatur Chamber of Commerce activities to increase Richland visibility regarding program and learning resources.

Strategy D: Proactively secure opportunities for media to highlight the vast portfolio of offerings available to District residents.

1. Strengthen press releases and stories promoting opportunities and events at the College.
2. Enhance monthly radio segments.
3. Enhance social media opportunities in promotion.

4. Highlight faculty and student awards and recognitions.

Strategy E: Facilitate workforce and economic development opportunities through business incubator and entrepreneurial training.

1. Implement Richland/National Foodworks Services, LLC, Memorandum of Understanding (Local Illinois Food Entrepreneurship (LIFE) Program).
2. Expand market for Richland coffee blends in conjunction with community business partnerships.
3. Identify economic development services to be offered by Richland.

Strategy F: Successfully fulfill the design, development and delivery of a new school of business integrated curriculum.

1. Implement Capital Campaign of Business Education Center through complete canvassing of specific Foundations and Corporations and 80% of top 50 prospects during the calendar year.
2. Align business programming pathway from Richland to Millikin University.

Goal 4: Ensure a Sustainable Organization.

Strategy A: Align and empower employee strengths that benefit the institution in meeting strategic goals.

1. Develop a model for activity-based costing that will allow comparisons with national norms.

Strategy B: Optimize human, economic and environmental expenses with available revenue.

1. Develop a balanced budget within the constraints of limited resources by the June Board of Trustees' meeting.
2. Review and modify the College's Health Insurance Benefit Program by benefit choice period to reduce costs for the College and staff.
3. Enhance existing reporting for financial data.
4. Review and modify procedures in purchasing, travel and cash management to ensure efficient use of College resources.

Strategy C: Balance the physical environment to connect to the College principles of sustainability.

1. Identify specific activities that, based upon the STARS rating system, will increase Richland's point total for an increased rating upon accomplishment of the activity.
2. Develop and construct training protocols enabling the College to meet the requirements outlined in the Crisis Management Plan for implementation by August opening of the academic year.

Strategy D: Identify and secure alternative revenue streams.

1. Seek three new grants that further Richland's mission and add to existing revenue streams.
2. Develop new and broaden existing revenue streams by building creative and entrepreneurial partnerships with foundations, corporations, government sources and private donors.

Strategy E: Align facility utilization with established program needs.

1. Work with the CBD, BLDD and contractors for efficient project management of the Student Success Center project.
2. Develop process for measurement and implementation of facility utilization.

CONVENING OF THE REGULAR MEETING

MINUTES OF THE REGULAR MEETING ON JUNE 16, 2015

**MINUTES OF BOARD OF TRUSTEES REGULAR MEETING
DISTRICT NO. 537
RICHLAND COMMUNITY COLLEGE
ONE COLLEGE PARK – DECATUR, ILLINOIS 62521**

June 16, 2015

PUBLIC HEARING FOR BUDGET

A Public Hearing for the FY2016 was held at 5:15 p.m. in Room E181 of the College. There were no comments from the public, and the hearing adjourned at 5:29 p.m.

CONVENING OF THE MEETING

Call to Order The regular meeting was called to order at 5:37 p.m. Tuesday, June 16, 2015, in Conference Room E181 of the College by Chairman Campbell. Chairman Campbell also recited the College Vision, Mission, and Core Values.

Roll Call

Trustees Present: Bruce Campbell, Dr. Larry Osborne, Tom Ritter, Dale Colee, Dr. David Coopriders, Bishop Wayne Dunning, Randy Prince, Donnie Lewis

Trustees Absent: None

Also present: Dr. Gayle Saunders and other staff members

MINUTES OF PREVIOUS MEETING

The minutes of the regular meeting of May 19, 2015, had been distributed to the Board prior to this meeting.

Prince moved to approve the minutes of the regular meeting of May 19, 2015. Dr. Osborne seconded. Voice vote being all ayes, Chairman Campbell declared the motion carried.

APPEARANCE OF CITIZENS AND INTRODUCTION OF GUESTS

REORGANIZATION OF BOARD OF TRUSTEES

Appointment of Board Officers

Trustee Dunning moved and Trustee Osborne seconded to recommend the following slate of officers for 2015-2016:

Bruce Campbell – Chairman
Tom Ritter – Vice Chairman
Dr. David Coopriders – Secretary

Chairman Campbell asked for further nominations from the floor. There were none.

DISMISSAL OF AD HOC APPOINTMENTS

Chairman Campbell stated that Ad Hoc Committee appointments would be made at the July Board meeting.

WRITTEN COMMUNICATIONS

College Activities Report:

- Macon County Relay for Life - July 17-18 from 4:00 p.m. – 10:00 a.m. in the Shilling Parking Lot
- Saturday Produce Market will begin at 8:00 a.m. It will run every Saturday through September 26th.
- Summer Finals are July 22nd and 23rd.
- Board of Trustees meeting – July 21st at 5:30 p.m.
- The Summer Board Retreat - July 23rd in the Center for Sustainability and Innovation at noon.

Personnel Update

Retirements, Resignations, and Terminations

- J.C. Collins, Instructor, Job Preparedness, Pontiac Correctional Center, effective June 5, 2015
- Karen Becker, Professor, English, Communications, Education, Humanities, and Fine Arts, effective August 7, 2015

Changes

- Jennifer Iwanski, Child Care Teacher, Early Childhood Development Center, effective May 11, 2015
- Lori Shimizu, Child Care Teacher's Assistant, Early Childhood Development Center, effective June 1, 2015

Construction Report

Greg Florian provided a report of the construction progress of the Student Success Center. The potential work stoppage was discussed at the construction meeting. Rich Meyer from the CDB stated that his office has not been given any direction on how to instruct contractors currently working on capital projects. He did state that any pay applications for the 2014-2015 fiscal year had to be submitted to the state by June 16, 2015. Contractors who work past this date risk not receiving reimbursement from the state from this day forward if the Governor's Office carries through on its stated plans.

Greg also reported on the extension of the Fire and Security System, and Lock Replacement project.

SPECIAL REPORTS

REPORT OF THE PRESIDENT

1. Doug Brauer reported on his participation in a working group that has outlined strategies to make Illinois and Chicago the hub for food and agriculture by 2025. FARM (Food and Agriculture Road Map) evaluates the system's current performance and recommends clear goals, strategies, and policy improvements that will position Illinois and the Chicago region as leaders in food and agriculture system innovation.
2. City Manager Tim Gleason was on campus for lunch and a tour. He was provided an overview of Richland as a comprehensive community college. He is interested in the College's role in the community regarding workforce development. We shared with him the current workforce training opportunities, Richland's ability to uniquely tailor training to the business needs, and our strong relationship with Workforce Investment Solutions.
3. Richland Community College has been recognized for earning the 2014 Tree Campus USA recognition. To obtain this distinction, Richland Community College met the five core standards for effective campus forest managements: a tree advisory committee, a campus tree-care plan, dedicated annual expenditures for its campus tree program, an Arbor Day observance and, student service-learning project. Thanks to Beau Hanger for his work to ensure that Richland has sustained our commitment to environmental stewardship. This is the 4th year for the designation.
4. The ICCTA Annual Meeting, President's Council meetings and ICCB meetings were held in Schaumburg. We welcomed seven new Presidents to the Illinois Community College System. There was discussion regarding the Higher Education Legislative Caucus. This Caucus is the first at the State level and is comprised of eleven House and Senate members, including Senator Chapin Rose. The Caucus is to serve as a sounding board for the higher education community on important issues and legislation. It will be an opportunity for key legislators to get a deeper understanding on matters of affordability, college attainment, the gap in performance and attainment for minority and low-income students; and college and university productivity.
5. The Illinois Board of Higher Education notified Richland that it has authorized the Associate in Applied Science Degree in American Sign Language Interpreting. Dr. Siu was thanked for her determination in pursuing this degree for Richland students and for the success the program has accomplished thus far.
6. The College is engaged with District 61 participating in the Summer Learning Conference. Decatur Public Schools has been on the forefront of a national movement towards providing meaningful and experimental summer learning in a "camp"

atmosphere. Camp Discovery is creating meaning and inspiring community action and the College is pleased to be a partner.

7. Gianina Baker presented highlights of the Strategic Planning 2015-2018 Plan Quarterly update.
8. Joe Feinstein presented the College Spotlight – Illinois Century Network – Plugged In.

REPORT OF ICCTA

Mr. Colee reported that starting July 15, 2015, the 50th anniversary celebration of the Illinois Community College Act will begin.

The next ICCTA Board Meeting is on September 11th and 12th in Springfield and he encouraged Trustees to attend.

REPORT OF STUDENT TRUSTEE

Student Trustee Donnie Lewis reported on the upcoming events at Richland Community College. The activities are listed in the board book.

AGREEMENTS AND CONTRACTS AUTHORIZED BY PRESIDENT SAUNDERS

Dr. Saunders signed an agreement between National Foodworks Services, LLC and Richland Community College.

CONSENT AGENDA

Charge Back

A recommendation to approve the Charge Back Application for Mason Dial to attend Parkland College for Precision Agriculture Technology for 2015 Fall term through 2016 Summer term.

Prince moved to approve the consent agenda item as presented. Bishop Dunning seconded. Voice vote being all ayes, Chairman Campbell declared the motion carried.

OLD BUSINESS

2016 Fiscal Year Budget

Greg Florian, Vice President, Finance and Administration, presented the Fiscal Year 2016 budget to the Board. As required by statute, the tentative budget has been available for public inspection since May 19, 2015. Funding sources have been identified for all expenditures requested in this balanced budget.

Bishop Dunning moved to adopt Resolution No. 14-26, Adopting Fiscal Year 2016 Budget, as presented. Dr. Osborne seconded. Roll call vote being all ayes, Chairman Campbell declared the motion carried.

NEW BUSINESS

Compliance with Prevailing Wage Act – Resolution No. 14-27

A recommendation to adopt Resolution No. 14-27, Compliance with Prevailing Wage Act, was presented to the Board.

The resolution supports the Department of Labor's findings. The Department of Labor's finding for the eight counties in the Richland District are available in the President's Office.

Bishop Dunning moved to adopt Resolution No. 14-27, Compliance with Prevailing Wage Act, as presented. Colee seconded. Roll call vote being ayes, Chairman Campbell declared the motion carried.

Annual State Funded Capital Request – Resource Allocation Management Plan (RAMP) Document

A recommendation to authorize College administration to file a Resource Allocation Management Plan (RAMP) with Illinois Community College Board and certify that funds are, or will be, available was presented to the Board.

The RAMP document includes the request for new construction projects seeking 75% funding by the state. This year, the College requests state capital funding consideration for two projects. They include the Business Education Center Addition and Renovations, and Life Sciences/Health Profession Addition.

Prince moved to authorize the College administration to file a Resource Allocation Management Plan (RAMP) with the Illinois Community College Board and to certify that funds are, or will be, available, as presented. Dr. Osborne seconded. Roll call vote being all ayes, Chairman Campbell declared the motion carried.

Authorization to Transfer Interest Earning of Working Cash Fund – Resolution No. 14-28

A recommendation to adopt Resolution No. 14-28, transferring the Interest Earnings of the Working Cash Fund, was presented to the Board.

The resolution provides that the Board of Trustees authorize the Treasurer of the College to transfer 100% of the interest earned from Working Cash Fund to the Education Fund to be used for necessary and ordinary expenses of the College.

Bishop Dunning moved to adopt Resolution No. 14-28, transferring the Interest Earning of the Working Cash Fund, as presented. Prince seconded. Roll Call vote being all ayes, Chairman Campbell declared the motion carried.

FINANCIAL REPORT

Bills Payable

The May 2015 Treasurer's Report and Financial Statement were presented to and discussed with the Board.

A list of bills paid in the amount of \$923,010.12 for May 2015 was distributed to the Board prior to the meeting.

Prince moved to ratify the April bills paid and approve the Financial Statement subject to audit. Bishop Dunning seconded. Roll call vote being all ayes, Chairman Campbell declared the motion carried.

Review of Minutes of Previous Closed Sessions

A recommendation for continued confidentiality of closed (executive) session minutes was presented to the Board.

Dr. Coopridier moved that the Board of Trustees approve the continued confidentiality of the closed session minutes, as presented. Prince seconded. Voice Vote being all ayes, Chairman Campbell declared the motion carried.

ITEMS FROM THE BOARD

Mr. Prince thanked the faculty, staff and Board of Trustees for remembering his family during the recent passing of his Grandmother.

Mr. Colee shared that the Village of Forsyth has agreed to be a sponsor for the Exhibitors Dinner during the Farm Progress Show.

ADJOURNMENT

Prince moved and Dr. Osborne seconded to adjourn the meeting at 7:03 p.m.

Dr. David Coopridier, Secretary

APPEARANCE OF CITIZENS AND INTRODUCTION OF GUESTS

AD HOC APPOINTMENTS FOR FY16

WRITTEN COMMUNICATIONS

TO: Dr. Gayle Saunders
FROM: Lisa Gregory, ^{LMG} Executive Director, Public Information and Chief of Staff
DATE: July 6, 2015
SUBJECT: College Activities Report

Please find attached the *Richland Community College Activities Report* for the current month and a preview of next month. The *Activities Report* is meant to provide information on items of College-wide and community interest and to spotlight the variety of activities and events in which the College is engaged.


July 2015

- July 21 RCC Dance Open House
5:30 p.m. – 7:30 p.m. – Shilling Center Lobby
Meet instructors and tour facility.
- July 22 - 23 Summer Semester Finals
- July 25 Saturday Produce Market
8:00 a.m. – Noon – Sequestration Building/under Wind Turbine
The Richland Student Farms will host a fresh produce market
every Saturday morning from June 6, 2015, to September 26,
2015.
- July 25 New Student Orientation
10:00 a.m. – 1:00 p.m. – C141
- July 30 2nd Annual Carbon Capture K-12 Teachers Conference - NSEC

August 2015

- August 1, 8, 15,
22, 29 Saturday Produce Market
- August 13 & 15 New Student Orientation
9/13: 2:00 p.m. – C141 & 9/15: 10:00 a.m. – C141
- August 11 Recognition of Higher Learning Commission Accreditation
2:15 p.m. – 2:45 p.m. – Shilling Lobby
- Fall Semester Convocation
3:00 p.m. – 4:30 p.m. – Shilling Auditorium
- August 13 Parent/Child Orientation
4:00 p.m. – 7:00 p.m. - The Adele P. Glenn Early Childhood Education
Center. Parents interested in enrolling their child/children in the Adele
P. Glenn Early Childhood Education Center are encouraged to attend
this orientation with their child/children.
- August 17 First Day of Fall Semester Classes
- August 18 Board of Trustees Meeting
5:30 p.m.

To: Dr. Gayle Saunders, President

From: Richard Gschwend, Director, Human Resources 

Date: July 7, 2015

Subject: Personnel Update

Retirements, Resignations, and Terminations

Name	Position	Last Day
Cindy Shupe	Highway Construction Careers Training Program Coordinator, Continuing and Professional Education	06/18/15
Jerry Cole	STOP Program Coordinator, Decatur Community Partnership	06/30/15
Shelby Gant	Fairview Extension Site Coordinator, Economic Development and Innovative Workforce Solutions	06/30/15
Beau Hanger	Director, Outdoor Exposition and Special Events, Continuing and Professional Education	07/10/15
Diane Hedden	Secretary, Part-time, Business and Technology	08/14/15
Jo Jackson	Secretary, Part-time, Health Professions	08/14/15
Hannah MacKenzie	Secretary, Part-time, Mathematics and Sciences	08/14/15

Changes

Name	Position	Start Date
Allison Shuppara	Extension Education Centers Coordinator, Economic Development and Innovative Workforce Solutions	07/01/15

MEMORANDUM

BUSINESS SERVICES

To: Dr. Gayle Saunders
From: Greg Florian *Greg*
Date: July 6, 2015
Re: Construction Project Status

Current Construction Projects

Student Success Center – On June 16th the College received notification from the CDB that all State funded projects would be stopped until a fiscal year 2016 State Budget re-appropriating funding is passed by the General Assembly. Subsequently, Richland was notified that because a local contribution is included, the project can remain active using only the local funding. This temporary funding will allow the project to continue for approximately a month and a half or until State funding is re-appropriated. This will keep the project on schedule and keep costs within the budget.

The interior remodel continues to proceed efficiently. The contractor has finished installing the metal stud walls. Structural steel for the skylights is on-site and other structural steel beams are installed. Plumbing, HVAC, and electrical rough-in work in the remodeling area is 40% installed. The underground portion of the geo-thermal heating/cooling system is complete. Sanitary sewer and storm sewer work is 80% complete. Excavation for the foundation in the new construction is 20% installed. Overall the project is 25% complete.

Extension of the Fire and Security System – The contractor has installed the fiber to the facility and is working on final connections. Simplex has installed all of devices and will be making the final installation and connection to the College's system by July 18th. This project is scheduled for completion by the end of July.

Lock Replacement – The contractor completed installation. The documents are being prepared and will be submitted in order to finalize the grant by July 30th.

Progress City Expansion – Penton Ag (Farm Progress Companies) has contracted with Entler Construction to construct the expansion for Progress City. In order to build this within the budget provided by Penton and meet the very aggressive timeline, they have requested that the streets be graveled for this Show. The Brush College, LLC will work with Penton and others after this year's Farm Progress Show to assure that the streets are paved.

SPECIAL REPORTS

Richland Community College
STUDENT GOVERNMENT ASSOCIATION
BOARD REPORT

July 2015

Student Trustee: Donnie Lewis

President: Shari Mariner *Vice-President:* TBD *Secretary:* TBD

Student Engagement Activities:

- 7/20: Build Your Own Sundae (co-sponsored by Employee Appreciation Task Force)
- 7/25: New Student Orientation
- 8/5: New Student Orientation (Clinton Higher Education Center)
- 8/13: New Student Orientation
- 8/15: New Student Orientation

Welcome Week Activities:

- 8/17: Donuts/Coffee(a.m.) and Chips/Drinks(p.m.)
- 8/18: Donuts/Coffee(a.m.) and Chips/Drinks(p.m.)
Intensity Game Show
- 8/20: Welcome Back Picnic
- 8/21: Movie Night- Avengers: Age of Ultron
- 8/22: Family Skating at George's Skate Center



Commitment Respect Excellence Accountability Diversity

**MONTHLY REPORT OF RICHLAND COMMUNITY COLLEGE
AGREEMENTS/CONTRACTS**

AUTHORIZED BY PRESIDENT SAUNDERS FOR THE MONTH OF

June 2015

- 06/23/2015 Dr. Saunders signed an agreement between Richland Community College and Imboden Creek Living Center to be used as a clinical site for the Practical Nursing program.
- 06/15/2015 Dr. Saunders signed an Articulation Agreement between Eastern Illinois University and Richland Community College for the Nursing AAS (ADN) program.
- 06/15/2015 Dr. Saunders signed a Reverse Transfer Credit Articulation Agreement between Millikin University and Richland Community College.

EXECUTIVE SESSION

Executive Session- July 21, 2015


MOTION FOR CLOSED SESSION

I move that the Board enter into closed session for the purpose of discussing individual employments, as specified in Section 2 (c) (1); for the purpose of discussing collective negotiating matters, as specified in Section 2 (c) (2); for discussion of purchase or lease of real property, as specified in Section 2 (c) (5); for discussion of pending or probable litigation, as specified in Section 2 (c) (11); and for self-evaluation, as specified in Section 2 (c) (16) of the Open Meetings Act.

Richland Community College is in compliance with Public Act 93-0523, requiring the tape or video recording of all executive

CONSENT AGENDA



TO: Board of Trustees
FROM: Dr. Gayle Saunders 
DATE: July 21, 2015
SUBJECT: Consent Agenda

Mr. Chairman, Members of the Board of Trustees, the following item is presented as a consent agenda to be acted upon within the same motion. Any Board member may remove an item from the consent agenda to be acted upon separately. Supporting documentation for the consent agenda item is attached.

Therefore, it is recommended that the Board of Trustees approve the following:

A. Charge-Backs

1. Callie Wildman – Agricultural Business: Grain Merchandising and Management – Parkland College – 2015 Fall Term through 2016 Summer Term


Thank you.

CHARGE BACKS

**RICHLAND COMMUNITY COLLEGE
STUDENT AND ACADEMIC SERVICES**

MEMORANDUM

TO: Dr. Gayle Saunders

FROM: Denise Crews, V.P. Academic Services 

SUBJECT: Application to Attend Another Recognized Illinois Public
Community College (Charge-Back)

DATE: June 23, 2015

**Application for Charge-Back has been reviewed and approval is recommended for
the applicant listed below:**

Applicant for First Time Enrollment

Callie Wildman

Agricultural Business: Grain
Merchandising and Management
AAS

FA2015-SU2016

FINANCIAL REPORT

TO: Board of Trustees

FROM: Dr. Gayle Saunders 

DATE: July 21, 2015

SUBJECT: Financial Report

Mr. Chairman, members of the Board, attached are the Treasurer's Report, Financial Statement and the Bills for Ratification.

Greg Florian will be available to explain the Treasurer's Report and Financial Statement and to answer any questions regarding the bills.

Therefore, it is recommended that the Board of Trustees ratify the June 2015 bills paid and approve the Financial Statement to be filed for audit.

Thank you.

Richland Community College

Financial Report
June, 2015

Report -----	Page -----
Treasurer's Report	1
Revenue Summary-Education Fund	2
Revenue Summary-Operations and Maint	3
Revenue Summary-Operating Funds	4
Revenue Summary-Other Funds	5
Expenditure Summary by Major Function	8
Expenditure Summary by Operating Fund	10
Auxiliary Enterprise Fund	11
Restricted Purposes Fund-Grants	14
Expense Account Summary	16
Expenditure Summary by Cost Center	19
Bills Presented for Ratification	28

Richland Community College
Treasurer's Report
June 30, 2015

Fund	Balance 06/01/15	Receipts for Month	Disbursements for Month	Balance 06/30/15	Int. Bearing Accounts	Separate Inv. Instruments
Education Fund	1,088,175.90	6,774,463.09	(5,512,148.88)	2,354,495.46	1,504,495.46	850,000.00
Oper & Maint Restricted	1,957,695.33	99,385.29	(41,753.65)	2,015,326.97	1,797,037.46	218,289.51
Bond & Interest Fund	12,885.33	972,159.41	.00	985,044.74	985,044.74	.00
Auxiliary Enterprises	107,902.86	72,807.71	(133,096.22)	47,614.35	47,614.35	.00
Restricted Purposes Fd	641,516.53	328,009.59	(250,868.41)	718,657.71	197,663.23	520,994.48
Working Cash Fund	3,943,350.11	2,060,138.64	(654,166.48)	5,349,322.27	4,349,046.21	1,000,276.06
Trust & Agency Fund	52,838.46	440.14	(25,000.00)	28,278.60	28,278.60	.00
Audit Fund	16,738.75	23,181.00	.00	39,919.75	39,919.75	.00
Liab,Protect,Settle	400,868.36	5.55	(9,626.68)	391,247.23	291,247.23	100,000.00
Totals	8,221,971.63	10,330,590.42	(6,626,660.32)	11,929,907.08	9,240,347.03	2,689,560.05

SEPARATE INVESTMENT INSTRUMENTS

Fund	Amount	Instrument	Rate	Maturity	Term/Months
EDUCATION FUND	300,000.00	CD-Busey	0.10	01/22/2015	6.0
EDUCATION FUND	300,000.00	CD-HPB	0.20	07/21/2015	6.0
EDUCATION FUND	250,000.00	CD-SOY	0.20	01/30/2016	12.0
O/M RESTR-GENERAL	218,289.52	CD-HPB	0.25	07/20/2015	12.0
RESTR-EQUIP REPLACEMENT	300,000.00	CD-HPB	0.25	08/10/0015	12.0
RESTR-EQUIP REPLACEMENT	200,000.00	CD-HPB	0.10	05/01/2015	3.0
RESTR-PARTNER'S IN ED	16,549.23	CD-PNC	0.10	07/30/2015	6.0
WORKING CASH FUND	301,854.49	CD-HPB	0.05	08/06/2015	3.0
WORKING CASH FUND	117,625.42	CD-Regns	0.01	08/29/2015	7.0
WORKING CASH FUND	350,000.00	CD-HPB	0.25	11/22/2015	12.0
WORKING CASH FUND	110,000.00	CD-HPB	0.25	03/23/2016	12.0
WORKING CASH FUND	120,795.99	CD-Regns	0.05	04/21/2016	13.0
LPS FUND	100,000.00	CD-Busey	0.10	09/27/2015	6.0

Richland Community College
 Revenue Summary-Education Fund
 For the month of June
 1415

	Actual Rev 06/30/14	%	Budget 1415	Actual Rev 06/30/15	%
Fund: 01 Education Fund					
Local Government Sources					
Current Taxes	6,048,270.00	100.0	5,980,716.00	6,048,995.25	101.1
Chargeback	15,002.24	100.0	17,500.00	14,658.30	83.8
Interest on Taxes	606.74	100.0	700.00	769.28	109.9
Local Government Sources	6,063,878.98	100.0	5,998,916.00	6,064,422.83	101.1
State Government Sources					
ICCB Credit Hour Grants	1,882,267.13	102.3	1,821,545.00	1,518,315.70	83.4
ICCB Equalization Grant	302,569.00	58.3	77,000.00	44,953.44	58.4
ICCB CTE Formula Grant	163,221.72	100.0	163,222.00	174,932.88	107.2
Replacement Taxes	439,375.92	100.0	420,000.00	459,888.33	109.5
State Government Sources	2,787,433.77	97.1	2,481,767.00	2,198,090.35	88.6
Student Tuition & Fees					
Tuition-Credit	5,387,948.65	100.0	5,768,940.00	5,227,089.07	90.6
Fees	662,847.50	100.0	778,800.00	769,492.06	98.8
Student Tuition & Fees	6,050,796.15	100.0	6,547,740.00	5,996,581.13	91.6
Other Revenue/Sources					
Investment Revenue	1,739.28	100.0	3,100.00	1,583.08	51.1
Other Revenue	294,686.74	100.0	351,084.00	344,923.18	99.7
Transfer In	3,561.22	100.0	5,000.00	10,214.09	204.3
Other Revenue/Sources	299,987.24	100.0	359,184.00	356,720.35	99.3
Total Revenue	15,202,096.14	99.5	15,387,607.00	14,615,814.66	95.0

Richland Community College
 Revenue Summary-Operations & Maint
 For the month of June
 1415

	Actual Rev 06/30/14	%	Budget 1415	Actual Rev 06/30/15	%
Fund: 02 Operations & Maint					
Local Government Sources					
Current Taxes	879,306.73	100.0	877,179.00	879,221.39	100.2
Interest on Taxes	86.17	100.0	75.00	109.81	146.4
Local Government Sources	879,392.90	100.0	877,254.00	879,331.20	100.2
State Government Sources					
ICCB Credit Hour Grants	167,588.52	100.0	161,204.00	149,663.00	92.8
State Government Sources	167,588.52	100.0	161,204.00	149,663.00	92.8
Student Tuition & Fees					
Tuition-Credit	526,219.24	100.0	561,060.00	513,503.96	91.5
Student Tuition & Fees	526,219.24	100.0	561,060.00	513,503.96	91.5
Other Revenue/Sources					
Other Revenue	263,552.91	100.0	378,050.00	359,870.68	95.2
Other Revenue/Sources	263,552.91	100.0	378,050.00	359,870.68	95.2
Total Revenue	1,836,753.57	100.0	1,977,568.00	1,902,368.84	96.2

Richland Community College
 Revenue Summary-Operating Funds
 For the month of June
 1415

	Actual Rev 06/30/14	Actual Rev 06/30/14	%	Budget 1415	Actual Rev 06/30/15	%
Total Operating Funds						
Local Government Sources						
Current Taxes	6,927,576.73	6,927,576.73	100.0	6,857,895.00	6,928,216.64	101.0
Chargeback	15,002.24	15,002.24	100.0	17,500.00	14,658.30	83.8
Interest on Taxes	692.91	692.91	100.0	775.00	879.09	113.4
Local Government Sources	6,943,271.88	6,943,271.88	100.0	6,876,170.00	6,943,754.03	101.0
State Government Sources						
ICCB Credit Hour Grants	2,093,763.60	2,049,855.65	102.1	1,982,749.00	1,667,978.70	84.1
ICCB Equalization Grant	176,498.56	302,569.00	58.3	77,000.00	44,953.44	58.4
ICCB CFE Formula Grant	163,221.72	163,221.72	100.0	163,222.00	174,932.88	107.2
Replacement Taxes	439,375.92	439,375.92	97.2	420,000.00	459,888.33	109.5
State Government Sources	2,872,859.80	2,955,022.29	97.2	2,642,971.00	2,347,753.35	88.8
Student Tuition & Fees						
Tuition-Credit	5,914,167.89	5,914,167.89	100.0	6,330,000.00	5,740,593.03	90.7
Fees	662,847.50	662,847.50	100.0	778,800.00	769,492.06	98.8
Student Tuition & Fees	6,577,015.39	6,577,015.39	100.0	7,108,800.00	6,510,085.09	91.6
Other Revenue/Sources						
Investment Revenue	1,739.28	1,739.28	100.0	3,100.00	1,583.08	51.1
Other Revenue	349,133.35	349,133.35	100.0	514,084.00	479,583.46	93.3
Transfer In	3,561.22	3,561.22	100.0	5,000.00	10,214.09	204.3
Other Revenue/Sources	354,433.85	354,433.85	100.0	522,184.00	491,380.63	94.1
Total Revenue	16,747,580.92	16,829,743.41	99.5	17,150,125.00	16,292,973.10	95.0

Richland Community College
Revenue Summary-Other Funds
For the month of June
1415

	Actual Rev 06/30/14	Actual Rev 06/30/14	Budget 1415	Actual Rev 06/30/15	%	%
Fund: 03 Oper & Maint Restricted						
Interest on Investments	654.87	654.87	6,000.00	442.54	100.0	7.4
Int on Cash/IL Funds Acc	17,629.93	17,629.93	.00	1,467.11	100.0	.0
Grants Revenue	35,540.35	35,540.35	.00	.00	100.0	.0
Gifts/Donations	280,864.00	280,864.00	1,957,835.00	1,492,771.31	100.0	76.2
Transfer In	177,172.41	177,172.41	140,201.00	140,201.00	100.0	100.0
FundBalanceAppropriation	.00	.00	3,065,500.00	.00	.0	.0
Revenue-Misc/OtherSource	.00	.00	.00	31,998.11	.0	.0
Total Revenue/Sources	511,861.56	511,861.56	5,169,536.00	1,666,880.07	100.0	32.2
Fund: 04 Bond & Interest Fund						
Current Taxes	2,408,480.54	2,408,480.54	2,438,283.00	2,435,644.39	100.0	99.9
Interest on Taxes	236.79	236.79	200.00	312.57	100.0	156.3
Int on Cash/IL Funds Acc	342.67	342.67	300.00	137.58	100.0	45.9
Total Revenue/Sources	2,409,060.00	2,409,060.00	2,438,783.00	2,436,094.54	100.0	99.9
Fund: 05 Auxiliary Enterprises						
CPED Credit Revenue	350,556.56	350,556.56	356,962.00	408,443.50	100.0	114.4
NonCredit Revenue	166,370.73	166,370.73	294,318.00	129,630.07	100.0	44.0
ContractNoncreditRevenue	38,360.70	38,360.70	38,531.00	49,715.34	100.0	129.0
ICCB Credit Hour Grants	68,389.95	68,389.95	82,356.00	62,560.76	100.0	76.0
Fitness Tuition	20,373.00	20,373.00	40,000.00	18,396.00	100.0	46.0
Fitness Membership Fees	9,933.00	9,933.00	15,000.00	17,610.00	100.0	117.4
Clubs and Organizations	257,154.40	257,154.40	221,390.00	237,622.68	100.0	107.3
Int on Cash/IL Funds Acc	123.45	123.45	.00	35.58	.0	.0
Shilling Community Cntr	35,928.50	35,928.50	52,815.00	37,221.00	100.0	70.5
Child Care Revenue	99,368.73	99,368.73	95,000.00	93,973.85	100.0	98.9
CCRS Paid Revenue	23,902.06	23,902.06	38,500.00	37,144.10	100.0	96.5
Child Care Transfer Rev	.00	.00	54,000.00	54,000.00	.0	100.0
Copy Center Fees	42,321.64	42,321.64	26,675.00	39,933.98	100.0	149.7
Gifts/Donations	10,064.15	10,064.15	15,000.00	17,083.00	100.0	113.9
Transfer In	.00	95,500.00	96,000.00	3,913.74	.0	4.1
FundBalanceAppropriation	.00	.00	39,500.00	.00	.0	.0
LLC Contract Svcs Rev	16,260.00	16,260.00	16,260.00	.00	100.0	.0
Revenue-Contractual	4,685.00	4,685.00	1,500.00	4,172.50	100.0	278.2
Revenue-Misc/OtherSource	2,013.60	7,013.60	14,474.00	11,260.21	28.7	77.8
Total Revenue/Sources	1,145,805.47	1,246,305.47	1,498,281.00	1,222,716.31	91.9	81.6

Richland Community College
 Revenue Summary-Other Funds
 For the month of June
 1415

	Actual Rev 06/30/14	Actual Rev 06/30/14	%	Budget 1415	Actual Rev 06/30/15	%
Fund: 06 Restricted Purposes Fd						
Financial Aid	8,059,413.90	8,217,991.29	98.1	8,373,498.00	7,699,671.73	92.0
Interest on Investments	1,130.75	1,130.75	100.0	.00	656.58	.0
Int on Cash/IL Funds Acc	82.25	82.25	100.0	.00	190.59	.0
8th Grade Career-PIE	.00	.00	.0	2,500.00	3,524.67	141.0
College Fair Revenue-PIE	3,960.00	3,960.00	100.0	7,150.00	11,396.60	159.4
PartnersSaluteRevenuePIE	4,435.00	4,435.00	100.0	7,500.00	5,735.00	76.5
YouthLeadershipRev-PIE	6,800.00	6,800.00	100.0	6,000.00	4,795.00	79.9
Career On Wheels PIE	.00	.00	.0	230.00	379.78	165.1
Grants Revenue	1,270,489.03	1,226,601.42	103.6	1,925,046.56	1,367,463.28	71.0
Gifts/Donations	62,147.89	62,147.89	100.0	101,170.00	62,584.92	61.9
Contributions-PIE	18,301.25	18,301.25	100.0	19,000.00	15,110.00	79.5
Transfer In	227,862.19	347,874.74	65.5	260,918.63	231,355.36	88.7
FundBalanceAppropriation	.00	.00	.0	236,725.81	9,034.81	3.8
Reimbursed Expenditures	3,184.35	3,184.35	100.0	.00	.00	.0
Revenue-Contractual	776,627.74	776,627.74	100.0	1,128,914.81	479,586.90	42.5
Revenue-Misc/OtherSource	18,700.00	18,700.00	100.0	22,207.00	33,182.02	149.4
Total Revenue/Sources	10,453,134.35	10,687,836.68	97.8	12,090,860.81	9,924,667.24	82.1
Fund: 07 Working Cash Fund						
Interest on Corp Cash	3,561.22	3,561.22	100.0	5,000.00	2,493.41	49.9
Total Revenue/Sources	3,561.22	3,561.22	100.0	5,000.00	2,493.41	49.9
Fund: 10 Trust & Agency Fund						
Club Revenue	30,168.33	30,168.33	100.0	25,000.00	25,846.56	103.4
Int on Cash/IL Funds Acc	56.24	56.24	100.0	100.00	21.79	21.8
Transfer In	7,935.82	7,935.82	100.0	.00	1,600.00	.0
Contributions	58,000.00	58,000.00	100.0	55,500.00	55,500.00	100.0
Total Revenue/Sources	96,160.39	96,160.39	100.0	80,600.00	82,968.35	102.9

Richland Community College
 Revenue Summary-Other Funds
 For the month of June
 1415

	Actual Rev 06/30/14	Actual Rev 06/30/14	%	Budget 1415	Actual Rev 06/30/15	%
Fund: 11 Audit Fund						
Current Taxes	60,403.58	60,403.58	100.0	68,184.00	68,358.77	100.3
Interest on Taxes	5.92	5.92	100.0	15.00	4.32	28.8
Int on Cash/IL Funds Acc	8.61	8.61	100.0	15.00	5.77	38.5
LLC Contract Svcs Rev	3,550.00	3,550.00	100.0	.00	.00	.0
Total Revenue/Sources	63,968.11	63,968.11	100.0	68,214.00	68,368.86	100.2
Fund: 12 Liab, Protect, Settle						
Current Taxes	1,221,596.71	1,221,596.71	100.0	1,356,689.00	1,355,702.36	99.9
Interest on Taxes	120.00	120.00	100.0	200.00	175.78	87.9
Insurance-StudentFees	19,272.00	19,272.00	100.0	18,000.00	15,304.00	85.0
Interest on Investments	26.03	26.03	100.0	150.00	26.03	17.4
Int on Cash/IL Funds Acc	355.50	355.50	100.0	500.00	159.26	31.9
Total Revenue/Sources	1,241,370.24	1,241,370.24	100.0	1,375,539.00	1,371,367.43	99.7

Richland Community College
Expenditure Summary by Major Function
For the month of June
100% of Fiscal Year 1415

	Budget 1415	** Actual Expended 06/30/2015	** %	Encumbered	*** Unencumbered Amount	*** %
Fund: Education Fund						
Office of Stu and Acad	82,786.00	64,124.19	77.46	.00	18,661.81	22.54
Business and Technology	2,316,567.00	2,194,149.04	94.72	716.48	121,701.48	5.25
Comm, Ed, Hum and Fine A	1,799,791.00	1,836,343.67	102.03	.00	-36,552.67	-2.03
Math and Sciences	2,122,350.00	2,158,835.69	101.72	252.57	-36,738.26	-1.73
Health Professions	1,888,014.00	1,880,535.78	99.60	184.00	7,294.22	.39
Enrollment Services	1,615,127.00	1,518,621.99	94.02	.00	96,505.01	5.98
Academic Support-LRC	490,329.00	473,306.90	96.53	386.28	16,635.82	3.39
Retention Services	170,984.00	164,096.65	95.97	.00	6,887.35	4.03
Technical Services Supp	368,698.00	377,873.17	102.49	.00	-9,175.17	-2.49
Institutional Support	3,622,055.00	3,537,719.93	97.67	13,486.06	70,849.01	1.96
Scholarship and Waivers	453,000.00	386,160.81	85.25	.00	66,839.19	14.75
Clubs	117,906.00	79,400.44	67.34	.00	38,505.56	32.66
Transfer Out	340,000.00	191,105.00	56.21	.00	148,895.00	43.79
Total Education Fund	15,387,607.00	14,862,273.26	96.59	15,025.39	510,308.35	3.32
Fund: Operations & Maint						
Maintenance	1,977,568.00	1,728,858.04	87.42	34,320.41	214,389.55	10.84
Total Operations & Maint	1,977,568.00	1,728,858.04	87.42	34,320.41	214,389.55	10.84
Fund: Oper & Maint Restricted						
Protection,Health,Safety	5,029,335.00	2,687,193.10	53.43	19,127.01	2,323,014.89	46.19
Maintenance	140,201.00	140,201.00	100.00	.00	.00	.00
Liability Protection	.00	.00	.00	.00	.00	.00
Total Oper & Maint Restricted	5,169,536.00	2,827,394.10	54.69	19,127.01	2,323,014.89	44.94
Fund: Bond & Interest Fund						
Bond and Interest	2,438,783.00	2,432,557.50	99.74	.00	6,225.50	.26
Total Bond & Interest Fund	2,438,783.00	2,432,557.50	99.74	.00	6,225.50	.26
Fund: Auxiliary Enterprises						
Instructional Programs	615,306.00	562,164.68	91.36	3,289.47	49,851.85	8.10
Auxiliary Services	633,119.00	572,297.31	90.39	4,357.43	56,464.26	8.92
Business/Community Educa	164,877.00	164,548.21	99.80	.00	328.79	.20
Institutional Support	84,979.00	72,723.67	85.58	3,548.66	8,706.67	10.25
Transfer Out	.00	7,827.48	.00	.00	-7,827.48	.00

Richland Community College
Expenditure Summary by Major Function
For the month of June
100% of Fiscal Year 1415

	Budget 1415	** Actual Expended 06/30/2015	** %	Encumbered	*** Unencumbered Amount	*** %
Total Auxiliary Enterprises	1,498,281.00	1,379,561.35	92.08	11,195.56	107,524.09	7.18
Fund: Restricted Purposes Fd						
Grants	3,795,480.81	2,916,699.76	76.85	20,037.06	858,743.99	22.63
Financial Aid	8,295,380.00	7,597,568.78	91.59	.00	697,811.22	8.41
Transfer Out	.00	7,790.00	.00	.00	-7,790.00	.00
Total Restricted Purposes Fd	12,090,860.81	10,522,058.54	87.02	20,037.06	1,548,765.21	12.81
Fund: Working Cash Fund						
Transfer Out	5,000.00	2,424.09	48.48	.00	2,575.91	51.52
Total Working Cash Fund	5,000.00	2,424.09	48.48	.00	2,575.91	51.52
Fund: Trust & Agency Fund						
Clubs	80,500.00	79,585.28	98.86	.00	914.72	1.14
Transfer Out	.00	1,600.00	.00	.00	-1,600.00	.00
Total Trust & Agency Fund	80,500.00	81,185.28	100.85	.00	-685.28	-.85
Fund: Audit Fund						
Institutional Support	15,142.00	15,330.37	101.24	.00	-188.37	-1.24
Audit	44,200.00	44,200.00	100.00	.00	.00	.00
Contingency	8,872.00	.00	.00	.00	8,872.00	100.00
Total Audit Fund	68,214.00	59,530.37	87.27	.00	8,683.63	12.73
Fund: Liab,Protect,Settle						
Liability Protection	1,261,035.00	1,203,407.28	95.43	12,687.96	44,939.76	3.56
Contingency	114,504.00	.00	.00	.00	114,504.00	100.00
Total Liab,Protect,Settle	1,375,539.00	1,203,407.28	87.49	12,687.96	159,443.76	11.59

Richland Community College
Expenditure Summary-Operating Funds
For the month of June
100% of Fiscal Year 1415

	Actual Exp 06/30/14	** Actual Expense ** 06/30/14	%	Budget 1415	*** Actual Expense ** 06/30/15	%	Encumbered	*** Unencumbered *** %
Fund: Education Fund								
Salaries	11,040,769.90	11,040,769.90	100.0	11,038,103.00	10,902,614.56	98.8	.00	135,488.44 1.2
Employee Benefits	2,004,219.36	2,004,219.36	100.0	2,010,962.00	2,057,898.17	102.3	.00	-46,936.17 -2.3
Contractual Services	286,032.27	289,368.27	98.8	326,555.02	257,281.63	78.8	70.42	69,202.97 21.2
Commodities	816,691.78	826,140.53	98.9	799,890.84	709,203.24	88.7	13,165.92	77,521.68 9.7
Travel	164,840.02	164,840.02	100.0	182,719.30	117,837.88	64.5	969.05	63,912.37 35.0
Fixed Charges	132,154.69	132,154.69	100.0	111,300.00	110,443.94	99.2	820.00	36.06 .0
Capital Outlay	8,816.46	8,816.46	100.0	10,576.84	10,577.00	100.0	.00	- .16 - .0
Other	869,374.85	869,374.85	100.0	567,500.00	505,311.84	89.0	.00	62,188.16 11.0
Transfer Out	227,660.98	385,202.81	59.1	340,000.00	191,105.00	56.2	.00	148,895.00 43.8
Contingency	.00	.00	.0	.00	.00	.0	.00	.00 .0
Total Expenditures	15,550,560.31	15,720,886.89	98.9	15,387,607.00	14,862,273.26	96.6	15,025.39	510,308.35 3.3

	Actual Exp 06/30/14	** Actual Expense ** 06/30/14	%	Budget 1415	*** Actual Expense ** 06/30/15	%	Encumbered	*** Unencumbered *** %
Fund: Operations & Maint								
Salaries	399,377.92	399,377.92	100.0	431,070.00	410,249.68	95.2	.00	20,820.32 4.8
Employee Benefits	97,067.02	97,067.02	100.0	105,713.00	114,353.88	108.2	.00	-8,640.88 -8.2
Contractual Services	487,431.46	487,431.46	100.0	532,010.00	447,541.27	84.1	12,077.15	72,391.58 13.6
Commodities	133,828.60	135,157.75	99.0	170,207.00	99,235.39	58.3	21,474.42	49,497.19 29.1
Travel	1,449.31	1,449.31	100.0	2,600.00	680.22	26.2	.00	1,919.78 73.8
Fixed Charges	663,592.16	663,592.16	100.0	735,968.00	656,797.60	89.2	768.84	78,401.56 .1
Capital Outlay	43,990.73	43,990.73	100.0	.00	.00	.0	.00	.00 .0
Total Expenditures	1,826,737.20	1,828,066.35	99.9	1,977,568.00	1,728,858.04	87.4	34,320.41	214,389.55 10.8

	Actual Exp 06/30/14	** Actual Expense ** 06/30/14	%	Budget 1415	*** Actual Expense ** 06/30/15	%	Encumbered	*** Unencumbered *** %
Total Operating Funds								
Salaries	11,440,147.82	11,440,147.82	100.0	11,469,173.00	11,312,864.24	98.6	.00	156,308.76 1.4
Employee Benefits	2,101,286.38	2,101,286.38	100.0	2,116,675.00	2,172,252.05	102.6	.00	-55,577.05 -2.6
Contractual Services	773,463.73	776,799.73	99.6	858,565.02	704,822.90	82.1	12,147.57	141,594.55 16.5
Commodities	950,520.38	961,298.28	98.9	970,097.84	808,438.63	83.3	34,640.34	127,018.87 13.1
Travel	166,289.33	166,289.33	100.0	185,319.30	118,518.10	64.0	969.05	65,832.15 35.5
Fixed Charges	795,746.85	795,746.85	100.0	847,268.00	767,241.54	90.6	1,588.84	78,437.62 9.3
Capital Outlay	52,807.19	52,807.19	100.0	10,576.84	10,577.00	100.0	.00	- .16 - .0
Other	869,374.85	869,374.85	100.0	567,500.00	505,311.84	89.0	.00	62,188.16 11.0
Transfer Out	227,660.98	385,202.81	59.1	340,000.00	191,105.00	56.2	.00	148,895.00 43.8
Total Expenditures	17,377,297.51	17,548,953.24	99.0	17,365,175.00	16,591,131.30	95.5	49,345.80	724,697.90 4.2

Auxiliary Enterprises Fund
Instructional Programs
Statement of Revenue and Expense
Cash Basis
JUNE 1415

	Actual	Budget
Continuing and Professional Education		

Revenues:		
Fitness Center	36,006.00	55,000.00
6000 CPED Admin Expenses	18,859.09	0.00
6001 CDL	213,737.57	195,522.00
6002 Computer & Technology	15,218.27	18,647.00
6003 Dance	43,622.07	49,000.00
6004 Hobby & Leisure	33,551.10	93,300.00
6007 Safety-Industrial	251,399.24	294,817.00
6008 Shilling Rentals	37,326.00	52,815.00
6010 DOC-CPR/First Aid	5,668.08	15,000.00
6013 Culinary Arts	9,083.00	9,500.00
6025 Camp Connections	8,000.00	25,000.00
6027 Manufacturing Camp	15,000.00	30,000.00
Total Revenues	687,470.42	838,601.00
	-----	-----

Expenses:		
Fitness Center	52,809.93	60,000.00
6000 CPED Admin Expenses	164,419.22	164,877.00
6001 CDL	169,977.32	145,779.00
6002 Computer & Technology	18,636.53	15,489.00
6003 Dance	45,640.67	48,450.00
6004 Hobby & Leisure	67,429.74	89,538.00
6007 Safety-Industrial	171,211.80	199,008.00
6008 Shilling Rentals	20,055.82	20,497.00
6010 DOC-CPR/First Aid	9,312.81	3,786.00
6013 Culinary Arts	12,510.86	8,805.00
6025 Camp Connections	1,116.55	10,250.00
6027 Manufacturing Camp	11,533.87	30,000.00
Total Expenses	744,655.12	796,479.00
	-----	-----
Net Income (Loss)	(57,184.70)	42,122.00
	-----	-----

Note: Credit Hour Reimbursement Revenue included above 62,560.76

Auxiliary Enterprises Fund
Outdoor Events
Statement of Revenue and Expense
Cash Basis
JUNE 1415

	Actual	Budget
Revenues:		
6014 Dance Productions	36,054.67	30,000.00
6019 Outdoor Events	4,075.00	16,660.00
6023 Car Show	0.00	7,000.00
6024 Dog Show	1,270.00	6,000.00
6026 Drone Conference	3,750.00	0.00
6030 Misc Events	10,289.30	5,500.00
	-----	-----
Total Revenues	55,438.97	65,160.00
	-----	-----
Expenses:		
6014 Dance Productions	21,883.09	22,041.00
6019 Outdoor Events	112,532.74	120,897.00
6020 Farm Progress Show	0.00	6,350.00
6021 Concert	0.00	500.00
6023 Car Show	0.00	4,025.00
6024 Dog Show	0.00	1,260.00
6026 Drone Conference	0.00	2,075.00
6030 Misc Events	0.00	4,350.00
	-----	-----
Total Expenses	134,415.83	161,498.00
	-----	-----
Net Income (Loss)	(78,976.86)	(96,338.00)
	=====	=====

Auxiliary Enterprises Fund
 Workforce Development
 Statement of Revenue and Expense
 Cash Basis
 JUNE 1415

	Actual	Budget
Revenues:		
6009 Traffic Safety	36,176.25	43,331.00
8907 Culinary Restaurant	64,540.99	65,500.00
8908 Coffee Shop	60,034.90	79,924.00
8915 Misc Culinary Events	3,390.00	2,250.00
	-----	-----
Total Revenues	164,142.14	191,005.00
	-----	-----
Expenses:		
6009 Traffic Safety	34,430.19	43,704.00
8907 Culinary Restaurant	68,962.34	65,500.00
8908 Coffee Shop	55,469.18	64,900.00
8915 Misc Culinary Events	1,882.00	2,250.00
	-----	-----
Total Expenses	160,743.71	176,354.00
	-----	-----
Net Income (Loss)	3,398.43	14,651.00
	=====	=====

Richland Community College
Restricted Purposes Fund-Grants
JUNE 1415

	Grant Period	Budget	* Actual Expense % *	Encumbered	** Unencumbered % **
Federally Funded Grants					
11117 ADM Sequestration Grant	07/01/2010 - 06/30/2015	132,146.00	128,159.33	37.83	3,948.84
11496 DCP-STOP Act	09/30/2013 - 09/29/2014	31,152.55	24,959.12	0.00	6,193.43
11596 DCP-STOP Act	09/30/2014 - 09/29/2015	48,258.00	21,321.43	0.00	26,936.57
11595 DCP-Strategic Prevention	07/01/2014 - 06/30/2015	133,664.00	107,697.99	404.76	25,561.25
11480 TRIO Grant	09/01/2013 - 08/31/2014	57,072.86	57,071.10	0.00	1.76
11580 TRIO Grant	09/01/2014 - 08/30/2015	281,348.00	227,632.56	0.00	53,715.44
11316 TrainingAssist/CareerTrg	10/01/2012 - 09/30/2016	338,390.00	328,597.33	0.00	9,792.67
Total		1,022,031.41	895,438.86	442.59	126,149.96
State Funded Grants					
11523 Bridging the Gap	09/01/2014 - 06/30/2015	10,000.00	8,356.45	412.50	1,231.05
11588 CCRS Quality Improv Grt	04/01/2015 - 04/30/2015	5,973.00	2,864.34	2,913.78	194.88
11520 Co-OpWorkStudy-IBHE	07/01/2014 - 06/30/2015	18,980.00	8,052.07	0.00	10,927.93
11217 Coal Educ & Mktg -DCEO	04/01/2012 - 07/31/2014	15,100.12	15,100.12	0.00	0.00
11440 Decatur DOC	10/01/2013 - 09/30/2014	75,378.65	75,378.65	0.00	0.00
11540 Decatur DOC	10/01/2014 - 09/30/2015	371,396.29	221,067.12	248.27	150,080.90
11524 DualCreditEnhancement	07/01/2014 - 06/30/2015	10,000.00	1,544.99	0.00	8,455.01
11518 Hwy Construct Career Grt	07/01/2014 - 06/30/2015	260,131.00	181,081.27	6,450.06	72,599.67
11578 IEMA School Safety Grant	07/01/2014 - 06/30/2015	60,000.00	29,705.53	216.52	30,077.95
11441 Lincoln DOC	10/01/2013 - 09/30/2014	52,384.17	52,384.17	0.00	0.00
11541 Lincoln DOC	10/01/2014 - 09/30/2015	292,103.59	182,477.20	1,536.65	108,089.74
11442 Logan DOC	10/01/2013 - 09/30/2014	74,340.29	74,339.92	0.00	0.37
11542 Logan DOC	10/01/2014 - 09/30/2015	400,856.83	285,393.54	2,039.83	133,423.46
11554 Performance Grant	07/01/2014 - 06/30/2015	48,575.00	46,591.99	70.30	1,912.71
11444 Pontiac DOC	10/01/2013 - 09/30/2014	11,070.90	11,070.90	0.00	0.00
11544 Pontiac DOC	10/01/2014 - 09/30/2015	61,385.82	32,463.51	0.00	28,922.31
11560 Public Assistance	07/01/2014 - 06/30/2015	51,586.00	53,067.18	0.00	-1,481.18
11572 State Basic Adult Ed	07/01/2014 - 06/30/2015	37,981.00	42,025.79	0.00	-4,044.79
11566 Workplace Skills Enhance	07/01/2014 - 08/15/2015	14,500.00	9,215.22	310.08	4,974.70
Total		1,938,742.66	1,379,179.96	14,197.99	545,364.71
Locally Funded Grants					
11322 AACCC Plus 50 Grant	04/01/2013 -	13,034.81	11,787.35	0.00	1,247.46
8999 Decatur Comm Partnership	10/01/2007 -	12,000.00	2,380.85	0.00	9,619.15
11373 Literacy Grant-EdCo	03/01/2013 -	51,852.93	38,823.80	0.00	13,029.13
Total		76,887.74	52,992.00	0.00	23,895.74
Cash/RCC Restricted Programs					
9098 Partners in Education	-	87,455.00	88,011.65	0.00	- 556.65
11458 Project READ	07/01/2013 -	100,207.00	77,754.65	0.00	22,452.35
EQUI Reserved for Equipment	07/01/2005 -	227,691.00	89,849.82	0.00	137,841.18
Total		415,353.00	255,616.12	0.00	156,750.53

Richland Community College
 Restricted Purposes Fund-Grants
 JUNE 1415

Grant Period	Budget	* Actual Expense	% *	Encumbered	** Unencumbered	% **
Total	415,353.00	255,616.12	61.54	0.00	159,736.88	38.46
RCC- Foundation Funded Grants						

11533 Foundation Gifts to RCC 07/01/2014 - 06/30/2015	41,170.00	30,862.58	74.96	304.38	10,003.04	24.30
Total	41,170.00	30,862.58	74.96	304.38	10,003.04	24.30
Fed Funded through State						

11512 Carl Perkins- ICCB 07/01/2014 - 06/30/2015	176,542.00	171,158.28	96.95	5,092.10	291.62	.17
11532 Federal Adult Ed Basic 07/01/2014 - 06/30/2015	33,780.00	35,932.96	106.37	0.00	-2,152.96	- 6.37
11556 Program Improvement Grnt 07/01/2014 - 06/30/2015	12,856.00	12,859.62	100.03	0.00	- 3.62	-.03
Total	223,178.00	219,950.86	98.55	5,092.10	-1,864.96	-.84
Total Grants	3,717,362.81	2,834,040.38	76.24	20,037.06	863,285.37	23.22

Richland Community College
ACCOUNT SUMMARY

JUNE 1415

Fund: Education Fund Acct Description	Month Actual	Full Year Budget	Year to Date		Encumbered	Pct	Variance
			Actual	Encumbered			
51100 Administrative Staff Sal	153,569.50	1,927,784.00	1,890,413.86	0.00	0.00	98.1	37,370.14
51102 Administrative Staff-PT	3,500.00	0.00	34,840.91	0.00	0.00	.0	-34,840.91
51200 Professional/Tech Salary	58,005.31	678,618.00	697,459.13	0.00	0.00	102.8	-18,841.13
51201 Professional/Tech-PT	2,526.28	31,500.00	20,773.20	0.00	0.00	65.9	10,726.80
51202 Professional/Tech-PT	2,079.48	35,000.00	35,455.54	0.00	0.00	101.3	-455.54
51310 F/T Faculty Salary	274,410.23	3,995,352.00	3,966,825.41	0.00	0.00	99.3	28,526.59
51315 F/T Faculty-Summer Sal	-530.00	339,028.00	305,392.02	0.00	0.00	90.1	33,635.98
51320 P/T Faculty Salary	225.00	977,280.00	1,043,091.70	0.00	0.00	106.7	-65,811.70
51325 P/T Faculty-Summer Sal	-4,612.35	96,033.00	94,122.66	0.00	0.00	98.0	1,910.34
51340 Overload Salary	0.00	456,175.00	451,453.19	0.00	0.00	99.0	4,721.81
51345 Clinical Risk Stipends	0.00	35,500.00	36,099.96	0.00	0.00	101.7	-599.96
51350 Independent Study Salary	9,405.00	14,600.00	33,365.00	0.00	0.00	228.5	-18,765.00
51353 Proficiency Exam Salary	0.00	0.00	52.50	0.00	0.00	.0	-52.50
51356 Subs Instructors Salary	990.32	14,550.00	13,554.99	0.00	0.00	93.2	995.01
51360 LabFacilitators	1,765.86	34,000.00	31,537.04	0.00	0.00	92.8	2,462.96
51362 Faculty Tutors Salary	4,433.11	154,928.00	90,392.20	0.00	0.00	58.3	64,535.80
51391 Faculty Curriculum Dev OL	600.00	7,000.00	6,225.00	0.00	0.00	88.9	775.00
51392 Faculty Curriculum Dev	0.00	1,800.00	0.00	0.00	0.00	.0	1,800.00
51400 Supervisory Staff Salary	38,186.17	611,240.00	499,239.49	0.00	0.00	81.7	112,000.51
51500 Academic Support Salary	14,208.64	170,505.00	170,503.68	0.00	0.00	100.0	1.32
51502 Academic Support-PT	9,604.36	152,155.00	208,858.67	0.00	0.00	137.3	-56,703.67
51610 P/T Classified Salary	88,427.87	1,074,957.00	1,063,712.37	0.00	0.00	99.0	11,244.63
51620 P/T Classified-Temporary	6,631.93	96,731.00	72,233.54	0.00	0.00	74.7	24,497.46
51630 Student Workers Salary	1,850.54	1,000.00	27,387.51	0.00	0.00	2738.8	-26,387.51
51800 Interpreter Salary	4,838.65	69,425.00	50,161.60	0.00	0.00	72.3	19,263.40
51912 Test Proctor Salary	166.00	25,000.00	21,206.78	0.00	0.00	84.8	3,793.22
51918 Overtime Wages	394.88	8,150.00	8,182.15	0.00	0.00	81.5	1,510.84
51930 Car Allowance	0.00	2,400.00	6,639.16	0.00	0.00	25.0	1,800.00
51935 SURS Fringe Benefit	1,870.70	26,392.00	22,835.30	0.00	0.00	86.5	3,556.70
52080 SURS-RetireeHealthContri	3,866.49	46,880.00	46,130.36	0.00	0.00	98.4	749.64
52100 EmployeeBenefitsTotal	0.00	3,500.00	11,494.68	0.00	0.00	328.4	-7,994.68
52101 Group Medical Ins	147,431.71	1,826,173.00	1,824,342.23	0.00	0.00	99.9	1,830.77
52102 Group Dental Ins	5,116.24	69,387.00	65,873.34	0.00	0.00	94.9	3,513.66
52104 Group Life Ins	2,489.48	34,517.00	34,224.29	0.00	0.00	99.2	292.71
52105 Group LTD Ins	1,611.02	21,245.00	20,857.88	0.00	0.00	98.2	387.12
52106 Long-Term Care Ins	0.00	4,000.00	3,853.39	0.00	0.00	96.3	146.61
52700 Medicare	0.00	260.00	0.00	0.00	0.00	.0	260.00
52750 Staff/Family Waivers	4,341.00	5,000.00	51,122.00	0.00	0.00	1022.4	-46,122.00
53200 Consultants/Workshops	76.20	4,650.00	461.31	0.00	0.00	9.9	4,188.69
53205 Admin Computer-Maint	0.00	181,459.00	172,518.11	0.00	0.00	95.1	8,940.89
53400 Equip Repair/Maint Agree	471.70	21,901.02	11,417.40	0.00	0.00	52.1	10,483.62
53500 Legal Services-Admin	4,048.00	51,000.00	35,115.71	0.00	0.00	68.9	15,884.29
53900 Contractual-Other	-7,504.55	40,455.00	21,261.08	70.42	0.00	52.7	19,123.50
53920 Wellness Program	0.00	5,600.00	34.68	0.00	0.00	.6	5,565.32
53938 Tuition	0.00	3,000.00	0.00	0.00	0.00	.0	3,000.00
53955 Faculty Development	0.00	855.00	1,309.25	0.00	0.00	153.1	-454.25
53956 Staff Development	0.00	4,000.00	1,707.50	0.00	0.00	42.7	2,292.50
53974 Resource Persons	0.00	200.00	0.00	0.00	0.00	.0	200.00
53975 Professional Fees	0.00	7,500.00	6,909.00	0.00	0.00	92.1	591.00
53993 Employee Recognition EAR	0.00	1,600.00	2,039.08	0.00	0.00	127.4	-439.08

Richland Community College

ACCOUNT SUMMARY

JUNE 1415

Fund: Education Fund Acct Description	Month Actual	Full Year Budget	Year to Date		Encumbered	Pct	Variance
			Actual	Encumbered			
53995 Meals	4.77	3,335.00	3,658.51	0.00	0.00	109.7	-323.51
53998 Student Awards	0.00	1,000.00	850.00	0.00	0.00	85.0	150.00
54101 Office Supplies	2,155.20	34,501.00	18,447.29	0.00	0.00	53.5	16,053.71
54102 Instructional Supplies	7,190.91	137,155.76	111,552.94	0.00	0.00	81.3	25,602.82
54200 Printing	2,761.73	34,115.38	36,817.72	1,582.68	0.00	112.6	-4,285.02
54205 Credit Schedules	0.00	6,300.00	3,860.75	0.00	0.00	61.3	2,439.25
54210 Catalog Printing	0.00	5,490.00	3,081.85	0.00	0.00	56.1	2,408.15
54400 Materials	3,064.59	95,352.82	61,752.18	338.28	0.00	65.1	33,262.36
54401 Audio Visual Materials	0.00	8,016.00	6,435.41	0.00	0.00	80.3	1,580.59
54402 Postage	233.18	34,710.00	20,742.95	0.00	0.00	59.8	13,967.05
54408 Computer Software	247.00	127,754.25	125,504.04	0.00	0.00	98.2	2,250.21
54413 Transcripts	0.00	22,500.00	13,000.00	0.00	0.00	57.8	9,500.00
54515 Reference Materials	0.00	5,513.00	5,299.53	0.00	0.00	96.1	213.47
54520 Books-Library Collection	-35.00	7,464.00	7,011.49	0.00	0.00	93.9	452.51
54600 Publications & Dues	1,886.79	130,664.63	129,555.96	223.00	0.00	99.3	885.67
54700 Advertising	17,390.76	138,990.00	159,191.94	10,718.56	0.00	122.2	-30,920.50
54705 Specialities	-417.30	4,320.00	2,276.81	0.00	0.00	52.7	2,043.19
54710 WYSE Activities	0.00	1,059.00	1,084.81	0.00	0.00	102.4	-25.81
54905 Graphic Supplies	794.39	5,085.00	3,250.94	303.40	0.00	69.9	1,530.66
54908 Laundry/Linen Supplies	12.74	900.00	336.63	0.00	0.00	37.4	563.37
55100 Meeting Expense	1,291.63	24,069.25	17,031.69	0.00	0.00	70.8	7,037.56
55102 Alumni Activities	0.00	180.00	0.00	0.00	0.00	.0	180.00
55150 Registration Fees	387.60	47,110.00	30,579.08	600.00	0.00	66.2	15,930.92
55200 Travel-In State	1,713.43	32,352.00	20,009.82	116.48	0.00	62.2	12,225.70
55204 Travel-In State Mileage	229.60	9,274.05	10,079.32	0.00	0.00	108.7	-805.27
55300 Travel-Out of State	-680.72	67,734.00	39,447.97	252.57	0.00	58.6	28,033.46
55400 Recruitment	0.00	2,000.00	690.00	0.00	0.00	34.5	1,310.00
56200 Equipment Rental	6,201.91	47,000.00	41,563.83	0.00	0.00	88.4	5,436.17
56800 Bank Card Fees	313.62	18,800.00	18,855.47	0.00	0.00	100.3	-55.47
56810 Collection Co Charges	817.45	15,200.00	14,264.59	0.00	0.00	93.8	935.41
56815 Graduation Expense	6,943.11	18,000.00	22,585.03	820.00	0.00	130.0	-5,405.03
57500 Telephone	100.04	800.00	600.24	0.00	0.00	75.0	199.76
57700 Telecommunications	3,254.02	11,500.00	12,574.78	0.00	0.00	109.3	-1,074.78
58600 Equipment-Instructional	0.00	10,576.84	10,577.00	0.00	0.00	100.0	-0.16
59040 Write-Offs	3,456.20	25,000.00	29,792.59	0.00	0.00	119.2	-4,792.59
59300 Chargeback Expense	0.00	40,000.00	24,234.48	0.00	0.00	60.6	15,765.52
59405 Tuition Waiver	-342.00	250,000.00	238,826.99	0.00	0.00	95.5	11,173.01
59415 Illinois Veterans Grants	0.00	100,000.00	61,374.00	0.00	0.00	61.4	38,626.00
59416 Unfunded ING/MIA/POW	13,934.00	38,000.00	33,346.75	0.00	0.00	87.8	4,653.25
59901 Contributions	13,500.00	105,000.00	109,500.00	0.00	0.00	104.3	-4,500.00
59965 Bank Service Charges	917.80	7,500.00	7,846.63	0.00	0.00	104.6	-346.63
59999 Expense-Other	0.00	2,000.00	390.40	0.00	0.00	19.5	1,609.60
71000 Transfer Out	921,961.51	15,047,607.00	14,671,168.26	15,025.39	0.00	97.6	361,413.35
01 Education Fund	47,055.00	340,000.00	191,105.00	0.00	0.00	56.2	148,895.00
	969,016.51	15,387,607.00	14,862,273.26	15,025.39	0.00	96.7	510,308.35

Richland Community College
ACCOUNT SUMMARY

JUNE 1415

Fund: Operations & Maint Acct Description	Month Actual	Full Year Budget	Year to Date		Encumbered	Pct	Variance
			Actual	Encumbered			
51100 Administrative Staff Sal	5,554.91	66,781.00	66,658.89	0.00	0.00	99.8	122.11
51200 Professional/Tech Salary	2,190.38	26,942.00	26,284.56	0.00	0.00	97.6	657.44
51400 Supervisory Staff Salary	9,572.84	116,680.00	114,874.08	0.00	0.00	98.5	1,805.92
51610 F/T Classified Salary	2,140.66	32,000.00	33,239.95	0.00	0.00	103.9	-1,239.95
51700 Custodial, Maint Stf Sal	13,770.63	176,167.00	162,617.51	0.00	0.00	92.3	13,549.49
51800 Student Workers Salary	0.00	3,500.00	0.00	0.00	0.00	.0	3,500.00
51918 Overtime Wages	0.00	9,000.00	6,574.69	0.00	0.00	73.1	2,425.31
52080 SURS-RetireeHealthContri	166.16	2,093.00	1,997.35	0.00	0.00	95.4	95.65
52101 Group Medical Ins	9,764.73	96,901.00	99,085.61	0.00	0.00	102.3	-2,184.61
52102 Group Dental Ins	368.08	3,839.00	3,874.86	0.00	0.00	100.9	-35.86
52104 Group Life Ins	144.31	1,792.00	1,630.16	0.00	0.00	91.0	161.84
52105 Group LTD Ins	88.43	1,088.00	998.90	0.00	0.00	91.8	89.10
52750 Staff/Family Waivers	0.00	0.00	6,767.00	0.00	0.00	.0	-6,767.00
53400 Equip Repair/Maint Agree	912.67	62,000.00	36,612.84	5,788.10	68.4	68.4	19,599.06
53405 Telephone Maint Agree	814.23	10,000.00	10,555.37	0.00	0.00	105.6	-555.37
53410 Custodial Services	27,893.00	389,430.00	355,175.00	1,642.00	91.6	91.6	32,613.00
53415 Security	1,427.64	12,355.00	12,498.68	0.00	0.00	101.2	-143.68
53420 Building Repair/Maint	3,145.36	7,000.00	3,495.36	0.00	0.00	49.9	3,504.64
53900 Contractual-Other	676.25	26,575.00	14,886.03	4,647.05	73.5	73.5	7,041.92
53910 Pest Control	810.00	13,650.00	9,961.05	0.00	0.00	73.0	3,688.95
53915 Snow/Grounds	400.00	11,000.00	4,356.94	0.00	0.00	39.6	6,643.06
54101 Office Supplies	37.14	550.00	448.60	0.00	0.00	81.6	101.40
54104 Maintenance Supplies	3,049.46	112,887.00	63,803.33	18,627.75	73.0	73.0	30,455.92
54105 Vehicle Expense	2,186.09	19,500.00	16,328.60	2,705.52	97.6	97.6	465.88
54107 Wind Turbine Maintenance	0.00	16,000.00	5,500.00	0.00	0.00	34.4	10,500.00
54200 Printing	0.00	850.00	889.30	0.00	0.00	104.6	-39.30
54400 Materials	0.00	8,520.00	6,691.51	0.00	0.00	78.5	1,828.49
54402 Postage	60.98	350.00	532.67	0.00	0.00	152.2	-182.67
54408 Computer Software	0.00	3,600.00	1,800.00	0.00	0.00	50.0	1,800.00
54600 Publications & Dues	0.00	1,650.00	491.15	0.00	0.00	29.8	1,158.85
54700 Advertising	0.00	300.00	137.05	0.00	0.00	45.7	162.95
54910 Uniforms	260.70	6,000.00	2,613.18	141.15	45.9	45.9	3,245.67
55100 Meeting Expense	0.00	300.00	290.40	0.00	0.00	96.8	9.60
55150 Registration Fees	0.00	900.00	0.00	0.00	0.00	.0	900.00
55200 Travel-In State	0.00	1,400.00	389.82	0.00	0.00	27.8	1,010.18
56100 Facility Rental	10,949.25	146,305.00	132,891.00	0.00	0.00	90.8	13,414.00
56200 Equipment Rental	262.50	2,800.00	657.50	0.00	0.00	23.5	2,142.50
56600 Install Pymt Lease/Purch	6,664.91	79,764.00	78,778.26	0.00	0.00	98.8	985.74
56750 Property Taxes	5,474.01	8,900.00	6,417.26	0.00	0.00	72.1	2,482.74
57150 Propane	0.00	7,500.00	0.00	0.00	0.00	.0	7,500.00
57300 Electricity and Nat Gas	31,445.19	393,099.00	351,003.16	0.00	0.00	89.3	42,095.84
57400 Water, Sewage	3,861.42	27,300.00	23,875.30	0.00	0.00	87.5	3,424.70
57500 Telephone	3,261.99	44,700.00	45,325.57	627.00	102.8	102.8	-1,252.57
57600 Refuse Disposal	1,421.05	20,250.00	17,169.09	141.84	85.5	85.5	2,939.07
57700 Telecommunications	0.00	5,350.00	680.46	0.00	0.00	12.7	4,669.54
71000 Transfer Out	148,774.97	1,977,568.00	1,728,858.04	34,320.41	89.2	89.2	214,389.55
02 Operations & Maint	148,774.97	1,977,568.00	1,728,858.04	34,320.41	89.2	89.2	214,389.55

Richland Community College
Expenditure Summary by Cost Center
For the month of June
100% of Fiscal Year 1415

	Budget	** Actual Expended	** Encumbered	*** Unencumbered	***
	1415	06/30/2015	%	%	%
Fund: Education Fund					
Costs for Office of Stu and Acad					
GED-AB & ASE	10,064.00	17,426.03	173.15	.00	-7,362.03 -73.15
DOC General Studies	43,850.00	40,699.07	92.81	.00	3,150.93 7.19
Honors Program	6,117.00	5,380.34	87.96	.00	736.66 12.04
Online Learning	148,674.00	134,578.79	90.52	.00	14,095.21 9.48
Dual Credit	15,000.00	.00	.00	.00	15,000.00 100.00
Diversity	6,755.00	618.75	9.16	.00	6,136.25 90.84
Student Relations	1,000.00	.00	.00	.00	1,000.00 100.00
Total Office of Stu and Acad	231,460.00	198,702.98	85.85	.00	32,757.02 14.15
Costs for Business and Technology					
Business/TechnologyDean	154,132.22	148,075.54	96.07	.00	6,056.68 3.93
Accounting/Business	300,958.00	295,806.58	98.29	.00	5,151.42 1.71
Culinary Arts	221,280.00	233,172.96	105.37	.00	-11,892.96 -5.37
Information Tech-OccTech	232,983.00	245,155.65	105.22	.00	-12,172.65 -5.22
Office Tech-Bus Occ	142,234.48	142,402.06	100.12	.00	-167.58 -.12
Agribusiness-OccTech	450.00	2,479.74	551.05	.00	-2,029.74 -451.05
Automotive-Tech Occ	111,901.85	109,637.83	97.98	.00	2,264.02 2.02
Collision Repair Tech	58,232.00	60,910.04	104.60	716.48	-3,394.52 -5.83
Drafting/DesignEngineer	77,005.00	61,849.34	80.32	.00	15,155.66 19.68
Diesel Med/Hvy Trk Tech	64,257.00	51,134.49	79.58	.00	13,122.51 20.42
Heating,Vent,AC-Tech Occ	117,943.00	131,159.94	111.21	.00	-13,216.94 -11.21
Horticulture-Bus Occup	380,184.00	389,905.71	102.56	.00	-9,721.71 -2.56
Weilding-Technical Occ	213,857.00	189,256.99	88.50	.00	24,600.01 11.50
Health Information Tech	181,198.45	133,202.17	73.51	.00	47,996.28 26.49
Hospitality Management	59,951.00	.00	.00	.00	59,951.00 100.00
Total Business and Technology	2,316,567.00	2,194,149.04	94.72	716.48	121,701.48 5.25
Costs for Comm, Ed, Hum and Fine A					
Humanities - Dean	182,873.00	166,288.41	90.93	.00	16,584.59 9.07
Art-Baccalaureate	157,733.00	162,609.95	103.09	.00	-4,876.95 -3.09
Erlanson Art Gallery	10,680.00	11,640.41	108.99	.00	-960.41 -8.99
African Amer Stu-Baccal	47,532.00	54,815.35	115.32	.00	-7,283.35 -15.32
Engl/Human/Journal-Bacca	885,911.00	924,965.13	104.41	.00	-39,054.13 -4.41
Foreign Lang-Baccal	103,277.00	95,334.60	92.31	.00	7,942.40 7.69
MUSIC-Baccalaureate	22,505.00	31,484.35	139.90	.00	-8,979.35 -39.90
Dance-Baccalaureate	2,045.00	1,012.50	49.51	.00	1,032.50 50.49
Philosophy-Baccalaureate	120,195.00	123,652.32	102.88	.00	-3,457.32 -2.88
Speech/Forensic/Drama	118,270.00	140,370.08	118.69	.00	-22,100.08 -18.69
Theatre-Baccalaureate	.00	80.00	.00	.00	-80.00 .00
EarlyChildhoodEduc-AAS	94,836.00	87,451.69	92.21	.00	7,384.31 7.79
Education-Baccalaureate	53,934.00	36,638.88	67.93	.00	17,295.12 32.07
Total Comm, Ed, Hum and Fine	1,799,791.00	1,836,343.67	102.03	.00	-36,552.67 -2.03

Richland Community College
Expenditure Summary by Cost Center
For the month of June
100% of Fiscal Year 1415

	Budget 1415	** Actual Expended 06/30/2015	** %	Encumbered	*** Unencumbered	**** %
Costs for Math and Sciences						
Engineering-Baccal	25,905.57	22,937.92	88.54	.00	2,967.65	11.46
Math-Baccalaureate	547,383.68	572,143.56	104.52	.00	-24,759.88	-4.52
Phys Sci/Physic-Baccal	67,962.75	78,502.31	115.51	.00	-10,539.56	-15.51
Biology-Baccalaureate	414,922.00	449,109.26	108.24	.00	-34,187.26	-8.24
General Science	2,340.00	5,065.11	216.46	.00	-2,725.11	-116.46
Chemistry-Baccalaureate	139,789.00	122,365.26	87.54	.00	17,423.74	12.46
Earth Science-Baccal	14,607.00	14,964.61	102.45	.00	-357.61	-2.45
Economics-Baccalaureate	67,872.00	71,206.88	104.91	.00	-3,334.88	-4.91
Fire Science-Tech Occ	77,836.00	76,345.67	98.09	.00	1,490.33	1.91
Health Ed/Rec-Baccal	6,208.00	4,521.00	72.83	.00	1,687.00	27.17
History-Baccalaureate	193,797.00	184,057.96	94.97	.00	9,739.04	5.03
CriminalJustice-Tech Occ	37,406.00	33,184.46	88.71	.00	4,221.54	11.29
Political Sci-Baccal	21,740.00	25,370.55	116.70	.00	-3,630.55	-16.70
Psychology-Baccalaureate	230,316.00	231,439.89	100.49	.00	-1,123.89	- .49
Sociology-Baccalaureate	129,413.00	114,983.87	88.85	.00	14,429.13	11.15
Math/Science Dean	144,852.00	152,637.38	105.37	252.57	-8,037.95	-5.55
Total Math and Sciences	2,122,350.00	2,158,835.69	101.72	252.57	-36,738.26	-1.73
Costs for Health Professions						
HealthProfessions Dean	233,274.00	227,223.07	97.41	.00	6,050.93	2.59
Allied Health	191,961.00	181,790.95	94.70	.00	10,170.05	5.30
Human Simulator	84,846.00	81,698.47	96.29	.00	3,147.53	3.71
Radiology Tech-Hlth Occ	213,435.00	212,014.59	99.33	175.00	1,245.41	.58
Surgical Tech-Health Occ	216,047.00	235,488.76	109.00	.00	-19,441.76	-9.00
Nursing LPN -Health Occ	129,792.00	133,591.24	102.93	.00	-3,799.24	-2.93
AAS Nursing -Health Occ	818,659.00	808,728.70	98.79	9.00	9,921.30	1.21
Total Health Professions	1,888,014.00	1,880,535.78	99.60	184.00	7,294.22	.39
Costs for Enrollment Services						
Admission and Recruitment	281,909.00	280,828.01	99.62	.00	1,080.99	.38
Academic Success	356,681.00	314,089.63	88.06	.00	42,591.37	11.94
Math Enrichment Center	46,638.00	54,853.94	117.62	.00	-8,215.94	-17.62
Advising and Records	273,690.00	263,460.19	96.26	.00	10,229.81	3.74
Counseling Services	283,154.00	226,886.50	80.13	.00	56,267.50	19.87
Career Services	6,034.00	1,760.24	29.17	.00	4,273.76	70.83
Student Support	53,204.00	58,002.98	109.02	.00	-4,798.98	-9.02
Fin Aid & Vet Affairs	313,817.00	318,740.50	101.57	.00	-4,923.50	-1.57
Total Enrollment Services	1,615,127.00	1,518,621.99	94.02	.00	96,505.01	5.98
Costs for Academic Support-LRC						
LRC Audio Visual	15,800.00	11,370.50	71.97	.00	4,429.50	28.03
LRC	325,855.00	327,357.61	100.46	386.28	-1,888.89	-.58
Total Academic Support-LRC	341,655.00	338,728.11	99.14	386.28	2,540.61	.74

Richland Community College
Expenditure Summary by Cost Center
For the month of June
100% of Fiscal Year 1415

	Budget 1415	** Actual Expended 06/30/2015	** %	Encumbered	*** Unencumbered	**** %
Enrollment/Retention Svcs	170,984.00	164,096.65	95.97	.00	6,887.35	4.03
Costs for Technical Services Supp						
Networking Support	90,950.00	103,399.92	113.69	.00	-12,449.92	-13.69
Academic Lab Support	40,468.00	38,049.53	94.02	.00	2,418.47	5.98
Technical Services Support	237,280.00	236,423.72	99.64	.00	856.28	.36
Total Technical Services Supp	368,698.00	377,873.17	102.49	.00	-9,175.17	-2.49
Costs for Institutional Support						
Fairview Park Plaza	25,512.00	22,715.48	89.04	.00	2,796.52	10.96
Clinton Center	53,791.00	53,700.45	99.83	.00	90.55	.17
Administrative Info Syst	424,647.00	408,823.90	96.27	.00	15,823.10	3.73
VP Economic Development	157,050.00	146,133.36	93.05	.00	10,916.64	6.95
Board of Trustees	64,480.00	58,022.19	89.98	.00	6,457.81	10.02
Presidents Office	564,873.00	565,421.42	100.10	.00	-548.42	-.10
Business Office	355,605.00	349,227.67	98.21	30.42	6,346.91	1.78
Vice Pres Fin & Admin	195,962.00	191,678.19	97.81	.00	4,283.81	2.19
VP Academic Services	286,249.00	297,773.34	104.03	.00	-11,524.34	-4.03
General Expenses	266,587.00	282,939.14	106.13	820.00	-17,172.14	-6.44
Copiers	39,835.00	33,829.22	84.92	1,573.68	4,432.10	11.13
Copy Center	97,806.00	96,821.73	98.99	.00	984.27	1.01
Graphics	117,758.00	97,922.82	83.16	303.40	19,531.78	16.59
Marketing	321,346.00	326,534.18	101.61	10,718.56	-15,906.74	-4.95
Employee Relations	8,000.00	6,183.78	77.30	.00	1,816.22	22.70
Human Resources	235,895.00	214,711.56	91.02	40.00	21,143.44	8.96
Instituti Effectiveness	165,968.00	154,837.32	93.29	.00	11,130.68	6.71
Faculty/Staff Developmt	15,950.00	8,263.58	51.81	.00	7,686.42	48.19
Foundation & Development	224,741.00	222,180.60	98.86	.00	2,560.40	1.14
Total Institutional Support	3,622,055.00	3,537,719.93	97.67	13,486.06	70,849.01	1.96
Costs for Scholarship and Waivers						
Waivers	413,000.00	361,926.33	87.63	.00	51,073.67	12.37
Chargeback	40,000.00	24,234.48	60.59	.00	15,765.52	39.41
Total Scholarship and Waivers	453,000.00	386,160.81	85.25	.00	66,839.19	14.75
Student Life	117,906.00	79,400.44	67.34	.00	38,505.56	32.66
Transfer Out	340,000.00	191,105.00	56.21	.00	148,895.00	43.79
Total Education Fund	15,387,607.00	14,862,273.26	96.59	15,025.39	510,308.35	3.32

Richland Community College
Expenditure Summary by Cost Center
For the month of June
100% of Fiscal Year 1415

	Budget 1415	** Actual Expended 06/30/2015	** %	Encumbered	*** Unencumbered	**** %
Fund: Operations & Maint						
Costs for Maintenance	13,000.00	11,364.48	87.42	.00	1,635.52	12.58
Renovations / Remodeling	429,736.00	359,284.84	83.61	25,473.17	44,977.99	10.47
Maintenance	366,587.00	340,473.25	92.88	4,853.88	21,259.87	5.80
Custodial	39,284.00	28,282.43	71.99	.00	11,001.57	28.01
Grounds	32,862.00	29,182.10	88.80	.00	3,679.90	11.20
Security	19,500.00	15,853.20	81.30	2,705.52	941.28	4.83
College Vehicle	434,500.00	369,266.39	84.99	233.06	65,000.55	14.96
Utilities	242,240.00	242,226.12	99.99	.00	13.88	.01
Administration O & M	14,950.00	2,023.39	13.53	.00	12,926.61	86.47
General O & M	8,000.00	350.00	4.38	.00	7,650.00	95.63
Shilling Center - O/M	96,710.00	94,397.20	97.61	1,054.78	1,258.02	1.30
Clinton Center O&M	73,500.00	82,709.34	112.53	.00	-9,209.34	-12.53
Fairview Plaza O&M	9,290.00	2,801.02	30.15	.00	6,488.98	69.85
CSI Building O&M	74,680.00	64,766.36	86.73	.00	9,913.64	13.27
Macon Co Soil & Water Bd	25,180.00	21,978.26	87.28	.00	3,201.74	12.72
Sequestration Bldg O&M	97,549.00	63,899.66	65.51	.00	33,649.34	34.49
Workforce Development Ct						
Total Maintenance	1,977,568.00	1,728,858.04	87.42	34,320.41	214,389.55	10.84
Total Operations & Maint						
	1,977,568.00	1,728,858.04	87.42	34,320.41	214,389.55	10.84

Richland Community College
Expenditure Summary by Cost Center
For the month of June
100% of Fiscal Year 1415

	Budget 1415	** Actual Expended 06/30/2015	** %	Encumbered	*** Unencumbered	**** %
Fund: Oper & Maint Restricted						
Child Care Services	504,426.94	504,397.34	99.99	.00	29.60	.01
Fitness Center	86,566.00	86,562.75	100.00	.00	3.25	.00
Culinary Arts	44,600.00	44,038.62	98.74	.00	561.38	1.26
Automotive-Tech Occ	130,385.00	130,334.53	99.96	.00	50.47	.04
Collision Repair Tech	182,701.00	74,346.65	40.69	.00	108,354.35	59.31
Diesel Med/Hvy Trk Tech	225,275.00	215,210.70	95.53	.00	10,064.30	4.47
Welding-Technical Occ	29,004.00	22,217.89	76.60	.00	6,786.11	23.40
Networkingsupport	25,000.00	22,401.18	89.60	.00	2,598.82	10.40
General Expenses	49,904.00	45,367.75	90.91	.00	4,536.25	9.09
Building Additions	2,558,273.06	1,486,848.86	58.12	16,595.71	1,054,828.49	41.23
Renovations / Remodeling	1,174,700.00	37,056.70	3.15	2,531.30	1,135,112.00	96.63
Maintenance	18,300.00	18,258.89	99.78	.00	41.11	.22
Custodial	200.00	151.24	75.62	.00	48.76	24.38
Transfer Out	140,201.00	140,201.00	100.00	.00	.00	.00
Total Oper & Maint Restricted	5,169,536.00	2,827,394.10	54.69	19,127.01	2,323,014.89	44.94

Fund: Bond & Interest Fund

Costs for Bond and Interest	2,438,783.00	2,432,557.50	99.74	.00	6,225.50	.26
Bond & Interest						
Total Bond & Interest Fund	2,438,783.00	2,432,557.50	99.74	.00	6,225.50	.26

Richland Community College
Expenditure Summary by Cost Center
For the month of June
100% of Fiscal Year 1415

	Budget 1415	** Actual Expended 06/30/2015	** %	Encumbered	*** Unencumbered	**** %
Fund: Auxiliary Enterprises						
Costs for Auxiliary Services						
Child Care Services	206,166.00	203,417.52	98.67	738.17	2,010.31	.98
Culinary Arts	10,000.00	13,430.84	134.31	.00	-3,430.84	-34.31
Culinary Restaurant	65,500.00	69,826.87	106.61	143.26	-4,470.13	-6.82
Coffee House	64,900.00	55,469.18	85.47	3,339.71	6,091.11	9.39
Culinary Events	2,250.00	382.00	16.98	.00	1,868.00	83.02
Garden Center Ag/Hort	31,465.00	18,433.69	58.58	136.29	12,895.02	40.98
Fitness Center	60,000.00	52,809.93	88.02	.00	7,190.07	11.98
Theatre Productions	31,340.00	22,848.46	72.91	.00	8,491.54	27.09
Outdoor Exposition SpcEv	161,498.00	135,678.82	84.01	.00	25,819.18	15.99
Total Auxiliary Services	633,119.00	572,297.31	90.39	4,357.43	56,464.26	8.92
Costs for Business/Community Educa						
Credit	308,798.00	349,765.91	113.27	2,988.47	-43,956.38	-14.23
NonCredit	306,508.00	212,398.77	69.30	301.00	93,808.23	30.61
Business&IndustryAdmin	164,877.00	164,548.21	99.80	.00	328.79	.20
Total Business/Community Educ	780,183.00	726,712.89	93.15	3,289.47	50,180.64	6.43
Costs for Institutional Support						
Copy Center	84,979.00	72,723.67	85.58	3,548.66	8,706.67	10.25
Costs for Transfer Out						
Transfer Out	.00	3,913.74	.00	.00	-3,913.74	.00
Total Auxiliary Enterprises	1,498,281.00	1,375,647.61	91.82	11,195.56	111,437.83	7.44

Richland Community College
Expenditure Summary by Cost Center
For the month of June
100% of Fiscal Year 1415

	Budget	** Actual Expended **	Encumbered	*** Unencumbered ***
	1415	06/30/2015	%	%
Fund: Restricted Purposes Fd				
Costs for Grants				
Child Care Services	42,969.00	20,140.15	46.87	19,915.07
CulinaryRestaurant	4,994.00	6,347.69	127.11	-1,353.69
Coffee House	7,450.00	8,429.54	113.15	-979.54
Fitness Center	2,000.00	1,344.76	67.24	655.24
Instruction-Other	166,573.00	111,958.55	67.21	49,163.39
8th Grade Career Fair	2,800.00	3,524.67	125.88	-724.67
Student Activities	227,280.19	216,592.53	95.30	10,687.66
Partner's Salute	4,450.00	3,247.12	72.97	1,202.88
YouthLeadershipInstitute	2,900.00	2,872.82	99.06	27.18
College Fair	3,905.00	3,388.30	86.77	516.70
PIE-Career On Wheels	380.00	379.78	99.94	.22
PIE Admin	73,020.00	74,598.96	102.16	-1,578.96
Business/TechnologyDean	3,800.00	2,072.02	54.53	1,727.98
Culinary Arts	3,000.00	2,713.56	90.45	286.44
Information Tech-OccTech	36,854.78	28,289.91	76.76	945.68
Diesel Med/Hvy Trk Tech	8,655.00	8,668.26	100.04	-3.26
Heating,Vent,AC-Tech Occ	4,715.45	408.38	8.66	1,555.45
Horticulture-Bus Occup	89,951.78	80,066.84	89.01	107.60
Welding-Technical Occ	342,640.00	327,627.04	95.62	15,012.96
Health Information Tech	2,110.98	.00	.00	2,110.98
Hospitality Management	150,365.80	76,295.43	50.74	1,750.46
Art-Baccalaureate	1,600.00	1,582.00	98.88	18.00
Erlanson Art Gallery	435.00	433.14	99.57	1.86
Biology-Baccalaureate	1,325.00	1,297.75	97.94	27.25
Fire Science-Tech Occ	480.00	.00	.00	479.99
Radiology Tech-Hlth Occ	30,450.00	30,450.00	100.00	.00
Surgical Tech-Health Occ	17,615.00	17,614.83	100.00	.17
AAS Nursing -Health Occ	1,048.79	1,048.79	100.00	.00
Admission and Recruitmen	2,550.00	.00	.00	2,550.00
Academic Success	3,285.00	478.52	14.57	2,806.48
Advising and Records	1,100.00	1,037.46	94.31	62.54
Student Services Records	36,349.90	36,103.70	99.32	246.20
Counseling Services	21,050.00	.00	.00	21,050.00
Fin Aid & Vet Affairs	3,450.00	2,019.69	58.54	1,430.31
LRC	24,074.00	25,427.32	105.62	-1,353.32
Enrollment/RetentionSvcs	5,300.00	5,263.54	99.31	36.46
Online Learning	6,920.00	7,620.00	110.12	-700.00
Academic Lab Support	5,895.00	5,642.00	95.71	253.00
TechnicalServicesSupport	67,850.00	43,382.24	63.94	24,467.76
Student Servs-Counseling	152,092.15	128,354.29	84.39	70.30
Commercial Custodial	135,528.95	100,131.40	73.88	340.15
Career Technologies	265,198.09	170,415.71	64.26	94,782.38
CTEI Grant - DOC	86,223.76	85,494.05	99.15	728.94
DOC-Perkins	1,012.56	1,012.56	100.00	.00
ConstructionOccup-DOC	137,908.49	72,367.72	52.48	1,093.77
Fairview Park Plaza	9,090.00	6,471.03	71.19	304.38
CommunityService	225,074.55	156,488.36	69.53	68,181.43

Richland Community College
Expenditure Summary by Cost Center
For the month of June
100% of Fiscal Year 1415

Budget 1415	** Actual Expended 06/30/2015	** %	Encumbered	*** Unencumbered	**** %	
Sequestration Proj	147,246.12	143,139.19	97.21	37.83	4,069.10	2.76
Administrative Info Syst	16,000.00	.00	.00	.00	16,000.00	100.00
Presidents Office	519.00	519.00	100.00	.00	.00	.00
Business Office	8,827.00	8,799.82	99.69	.00	27.18	.31
Community Relations	12,153.00	12,201.46	100.40	.00	-48.46	-.40
General Expenses	217,571.52	157,430.74	72.36	.00	60,140.78	27.64
Graphics	6,800.00	3,885.16	57.13	.00	2,914.84	42.87
Marketing	1,650.00	.00	.00	.00	1,650.00	100.00
Administration General	267,855.59	190,436.35	71.10	532.00	76,887.24	28.70
Faculty/Staff Developmt	20,253.00	24,011.45	118.56	.00	-3,758.45	-18.56
Foundation&Development	1,445.00	1,445.08	100.01	.00	-.08	-.01
Maintenance	44,650.00	19,999.00	44.79	.00	24,651.00	55.21
Custodial	26,100.00	8,029.80	30.77	.00	18,070.20	69.23
Grounds	9,130.00	9,128.54	99.98	.00	1.46	.02
Security	60,000.00	29,705.53	49.51	216.52	30,077.95	50.13
Student Life	3,000.00	3,695.05	123.17	.00	-695.05	-23.17
Grant-Administration	299,595.29	240,909.75	80.41	412.50	58,273.04	19.45
Grant-Non-Administration	17,033.00	14,616.43	85.81	.00	2,416.57	14.19
Grants-Training	1,829.09	1,731.26	94.65	.00	97.83	5.35
Grant-SupportServices	58,333.00	36,229.45	62.11	999.00	21,104.55	36.18
Family Literacy	39,270.68	34,481.84	87.81	.00	4,788.84	12.19
Adult Literacy	27,082.25	13,428.21	49.58	310.08	13,343.96	49.27
Instruction	88,856.05	85,793.93	96.55	.00	3,062.12	3.45
Total Grants	3,798,930.81	2,918,719.45	76.83	20,037.06	860,174.30	22.64
Costs for Financial Aid						
Illinois Veterans Grant	193,000.00	99,876.00	51.75	.00	93,124.00	48.25
Post 9/11 Veterans Grant	115,000.00	105,403.03	91.65	.00	9,596.97	8.35
FoundationsScholarships	625,000.00	624,680.61	99.95	.00	319.39	.05
Direct Loans	1,900,000.00	1,457,821.00	76.73	.00	442,179.00	23.27
PELL	4,625,000.00	4,480,325.23	96.87	.00	144,674.77	3.13
Federal Work Study	3,117.00	5,063.51	162.45	.00	-1,946.51	-62.45
SEOG	54,213.00	48,750.35	89.92	.00	5,462.65	10.08
MAP	437,000.00	436,120.00	99.80	.00	880.00	.20
Workforce Investment Sol	312,000.00	309,268.36	99.12	.00	2,731.64	.88
IL National Guard Grant	27,600.00	28,241.00	102.32	.00	-641.00	-2.32
Total Financial Aid	8,291,930.00	7,595,549.09	91.60	.00	696,380.91	8.40
Transfer Out	.00	7,790.00	.00	.00	-7,790.00	.00
Total Restricted Purposes Fd	12,090,860.81	10,522,058.54	87.02	20,037.06	1,548,765.21	12.81

Richland Community College
Expenditure Summary by Cost Center
For the month of June
100% of Fiscal Year 1415

	Budget 1415	** Actual Expended 06/30/2015	** %	Encumbered	*** Unencumbered	**** %
Fund: Working Cash Fund						
Transfer Out	5,000.00	2,424.09	48.48	.00	2,575.91	51.52
Total Working Cash Fund	5,000.00	2,424.09	48.48	.00	2,575.91	51.52
Fund: Trust & Agency Fund						
Costs for Trust and Agency Club Expenses	80,500.00	79,585.28	98.86	.00	914.72	1.14
Transfer Out	.00	1,600.00	.00	.00	-1,600.00	.00
Total Trust & Agency Fund	80,500.00	81,185.28	100.85	.00	-685.28	-.85
Fund: Audit Fund						
Costs for Institutional Support Business Office	15,142.00	15,330.37	101.24	.00	-188.37	-1.24
Costs for Audit Audit	44,200.00	44,200.00	100.00	.00	.00	.00
Contingency	8,872.00	.00	.00	.00	8,872.00	100.00
Total Audit Fund	68,214.00	59,530.37	87.27	.00	8,683.63	12.73
Fund: Liab, Protect, Settle						
Liab Protection & Settle	1,261,035.00	1,203,407.28	95.43	12,687.96	44,939.76	3.56
Total Liab, Protect, Settle	1,261,035.00	1,203,407.28	95.43	12,687.96	44,939.76	3.56

Richland Community College
Bills Presented for Ratification
JUNE 1415

Vendor Name	Function	Object	Invoice Amount	Educational Fund	O & M Fund	Other Fund
AFLAC		AFLAC	734.34	734.34		
AT&T	Utilities	Telephone	960.78		960.78	
AT&T	NetworkingSupport	Telecommunications	1,549.67	1,549.67		
AT&T	Fairview Plaza O&M	Telephone	6.34		6.34	
AT&T	Utilities	Telephone	471.23		471.23	144.66
AT&T	CommunityService	Telephone	144.66			
AT&T	Utilities	Telephone	446.49		446.49	
AT&T	Fairview Plaza O&M	Telephone	168.80		168.80	
AT&T	CommunityService	Telephone	146.26			146.26
Advanced Disposal Services	Utilities	Refuse Disposal	1,270.98		1,270.98	
Airweld Industrial Gases	Welding-Technical Occ	Instructional Supplie	17.80	17.80		
Allegro Medical	Allied Health	Instructional Supplie	25.00	25.00		
Allegro Medical	Allied Health	Instructional Supplie	61.75	61.75		
Allegro Medical	Allied Health	Instructional Supplie	42.56	42.56		
AmerenIP	Utilities	Electricity and Nat G	116.16		116.16	
AmerenIP	Sequestration Bldg O&	Electricity and Nat G	148.59		148.59	
AmerenIP	Workforce Development	Electricity and Nat G	4,080.63		4,080.63	
AmerenIP	Fairview Plaza O&M	Electricity and Nat G	92.11		92.11	
AmerenIP	Utilities	Electricity and Nat G	76.49		76.49	
AmerenIP	Utilities	Electricity and Nat G	44.26		44.26	
AmerenIP	Macon Co Soil & Water	Electricity and Nat G	120.29		120.29	
AmerenIP	Utilities	Electricity and Nat G	5,492.43		5,492.43	
AmerenIP	Fairview Plaza O&M	Electricity and Nat G	80.32		80.32	
AmerenIP	Utilities	Electricity and Nat G	103.48		103.48	
AmerenIP	Macon Co Soil & Water	Electricity and Nat G	81.50		81.50	
AmerenIP	Utilities	Electricity and Nat G	646.34		646.34	
AmerenIP	Utilities	Electricity and Nat G	115.44		115.44	
American Express		Credit Card Pmt Clear	3,659.31	3,659.31		
Aramark - AUS St Louis MC Lockbo	Maintenance	Uniforms	43.45		43.45	
Aramark - AUS St Louis MC Lockbo	Maintenance	Uniforms	43.45		43.45	
Aramark - AUS St Louis MC Lockbo	Maintenance	Uniforms	43.45		43.45	
Aramark - AUS St Louis MC Lockbo	Maintenance	Uniforms	43.45		43.45	
Aramark - AUS St Louis MC Lockbo	Maintenance	Uniforms	43.45		43.45	
Aramark Corporation	Child Care Services	Meals	1,188.69			1,188.69
Area Disposal Service Inc	Clinton Center O&M	Refuse Disposal	60.07	60.07		
BLDD Architects Inc	Renovations / Remodel	Building Improvements	135.00	135.00		
Baird, John	NonCredit	Materials	120.00			
Baker & Taylor Books	Humanities - Dean	Prepaid Expenses	1,935.00	1,935.00		
Bauer, Gail		Registration Fees	500.00	500.00		
BearMail Co		Inventory-CentralStor	342.30	342.30		
Bendson Signs & Graphics Inc		Contractual-Other	356.25		356.25	
Bentley Systems Inc	Maintenance	Computer Software	2,100.00			2,100.00
Big R Farm Supply	Information Tech-Occt	Instructional Supplie	401.46			401.46
Big R Farm Supply	CTEI Grant - DOC	Instructional Supplie	749.48			749.48
Bodine Electric Inc	Renovations / Remodel	Building Improvements	13,900.00			13,900.00
Bodine Electric Inc	Building Additions	New Bldgs & Additions	2,158.00			2,158.00
Bradshaw, Morgan Brittany		RCC Foundation A/R	1,750.00	1,750.00		
Brenner, Faith Anne	Faculty/Staff Develop	Registration Fees	600.00	600.00		600.00
Brinkoetter, Darbe		Other Receivables	216.03			216.03
		PAGE TOTALS	47,633.54	10,617.73	15,156.23	21,859.58

Richland Community College
 Bills Presented for Ratification
 JUNE 1415

Vendor Name	Function	Object	Invoice Amount	Educational Fund	O & M Fund	Other Fund
Brush College-LLC		Other Current Obligat	169.90			169.90
Buds 'n Blooms		Revenue-Contractual	204.00			204.00
Busey Bank		Macon Co Soil & Water Install Pymt Lease/Pu	4,490.00		4,490.00	
CCBO		Vice Pres Fin & Admin Publications & Dues	-450.00	-450.00		
CCBO		Vice Pres Fin & Admin Publications & Dues	450.00	450.00		
CDS Leasing		Copiers	280.00	280.00		
CDS Leasing		Copiers	60.00	60.00		
CDS Leasing		Copiers	92.00	92.00		
CDS Leasing		Copiers	295.63	295.63		
CDS Leasing		Copiers	90.00	90.00		
CDS Leasing		Copiers	149.14	149.14		
CDS Leasing		Copiers	524.12	524.12		
CDS Leasing		Grant-Administration	150.00			150.00
CDS Leasing		Copiers	194.00	194.00		
CDS Leasing		Copiers	117.00	117.00		
CDS Leasing		Copiers	117.00	117.00		
CDS Leasing		Copiers	139.77	139.77		
CDS Office Technologies		Copiers	68.21	68.21		
CDS Office Technologies		Copiers	1,082.92	1,082.92		
CDS Office Technologies		Copiers	40.49	40.49		
CDS Office Technologies		Copiers	23.51	23.51		
CDWG Government Inc		Printing	40.49	40.49		
Carolina Biological Supply Co		Heartland Academy Rec	2,789.80	2,789.80		
Carolina Biological Supply Co		Prepaid Expenses	1,199.60	1,199.60		
Carollo Bus Lines Inc		Prepaid Expenses	406.00	406.00		
Chambers, Kathy E		Other Current Obligat	7,315.00			7,315.00
Channing I Bete Co Inc		Travel-In State	33.28			33.28
City of Decatur		Instructional Supplie	193.50	193.50		
City of Decatur		Allied Health	40.08			40.08
City of Decatur		Accrued Sales Tax	111.18			111.18
City of Decatur IL		Accrued Sales Tax	352.68			352.68
City of Decatur IL		Sequestration Bldg O& Water, Sewage	696.83			696.83
City of Decatur IL		Utilities	137.95			137.95
City of Decatur IL		Sequestration Bldg O& Water, Sewage	222.70			222.70
City of Decatur IL		Utilities	158.71			158.71
City of Decatur IL		Water, Sewage	1,401.86			1,401.86
City of Decatur IL		Macon Co Soil & Water Water, Sewage	130.11			130.11
City of Decatur IL		Utilities	760.58			760.58
Clinton Journal		Marketing	149.00	149.00		
Cole, Jerry		Advertising	56.39			56.39
Cole, Jerry		Travel-In State	50.00			50.00
Comcast		CommunityService	26.91	26.91		
Comcast		CommunityService	121.62	121.62		
Confidential On-Site Paper		LRG Audio Visual	73.71	73.71		
Consociate Group		Presidents Office	325.50	325.50		
Consolidated Communications		Business Office	610.67	610.67		
Constellation NewEnergy Gas Divi		Human Resources	1,686.07	1,686.07		
Constellation NewEnergy Gas Divi		Utilities	166.67	166.67		
Constellation NewEnergy Gas Divi		Utilities	229.75	229.75		
Constellation NewEnergy Gas Divi		Utilities	18.27	18.27		
Constellation NewEnergy Gas Divi		Fairview Plaza O&M	27,752.11	8,559.43	11,062.85	8,129.83
		PAGE TOTALS				

Richland Community College
Bills Presented for Ratification
JUNE 1415

Vendor Name	Function	Object	Invoice Amount	Educational Fund	O & M Fund	Other Fund
Constellation NewEnergy Gas Divi	Macon Co Soil & Water	Electricity and Nat G	26.40		26.40	
Crews, Denise,, Dr	VP Academic Services	Telecommunications	60.00	60.00		
Cromwell Radio Group Inc	Marketing	Advertising	200.00	200.00		
Cromwell Radio Group Inc	Marketing	Advertising	200.00	200.00		
Cromwell Radio Group Inc	Marketing	Advertising	200.00	200.00		
Cromwell Radio Group Inc	Marketing	Advertising	350.00	350.00		
Cromwell Radio Group Inc	Marketing	Advertising	200.00	200.00		
Cromwell Radio Group Inc	Marketing	Advertising	200.00	200.00		
Cromwell Radio Group Inc	Marketing	Advertising	403.32	403.32		
Cromwell Radio Group Inc	Marketing	Advertising	200.00	200.00		
Cunningham, Charles E	Child Care Receivable		60.00			60.00
Custom Services Inc	Maintenance	Equipment Rental	187.50		187.50	
DMH Corporate Health Services	Credit	Contractual-Other	735.00			735.00
DMH Corporate Health Services	Grant-SupportServices	Testing	70.00			70.00
DMH Corporate Health Services	Grant-SupportServices	Testing	445.00			445.00
Decatur Civic Center	General Expenses	Graduation Expense	4,176.95	4,176.95		
Don's Paint Company	Maintenance	Maintenance Supplies	200.96		200.96	
Don's Paint Company	Maintenance	Maintenance Supplies	24.24		24.24	
Dunker Electric	Maintenance	Maintenance Supplies	26.93		26.93	
Dunker Electric	Maintenance	Maintenance Supplies	54.25		54.25	
Dust & Son Auto Supply	Collision Repair Tech	Instructional Supplie	399.99	399.99		
Dynagraphics Inc	Foundations&developmen	Printing	35.05			35.05
Dynagraphics Inc	Credit	Printing	35.06			35.06
Dynagraphics Inc	CommunityService	Printing	3,084.00			3,084.00
ED2GO	NonCredit	Contractual-Other	65.00			65.00
ED2GO	NonCredit	Contractual-Other	2.25			2.25
Elan Corporate Payment Systems	Credit Card Pmt Clear		19,729.94	19,729.94		
Emco Maier	Prepaid Expenses		85,000.00	85,000.00		
Enterprise	LRC	Travel-In State	60.34	60.34		
Enterprise	Fin Aid & Vet Affairs	Travel-In State	83.45			83.45
Enterprise	Grant-Administration	Travel-In State	119.21			119.21
Enterprise	Club Expenses	Travel-In State	122.42			122.42
Enterprise	Faculty/Staff Develop	Travel-In State	212.22			212.22
Enterprise	Faculty/Staff Develop	Travel-In State	159.90			159.90
Enterprise	Faculty/Staff Develop	Travel-In State	221.81			221.81
Enterprise	Faculty/Staff Develop	Travel-In State	212.22			212.22
Enterprise	Liab Protection & Set	Travel-In State	115.06			115.06
Esco Institute LTD	Fees - Pass Through		35.00	35.00		
Eskew, Lisa D	Business&IndustryAdmi	Travel-In State	109.76			109.76
Evergreen FS-Stephens #24	Credit	Vehicle Expense	272.02			272.02
Evergreen FS-Stephens #24	Credit	Vehicle Expense	443.68			443.68
Evergreen FS-Stephens #24	College Vehicle	Vehicle Expense	528.20			528.20
Evergreen FS-Stephens #24	Credit	Vehicle Expense	462.19			462.19
FEDEX	Allied Health	Postage	7.47			7.47
Fairview Park Plaza LLC	Fairview Plaza O&M	Facility Rental	4,615.92		4,615.92	
Fidelity Investments	Misc Deductions		300.00	300.00		
Firm Systems	Fees Pass Thru Backgr		271.00	271.00		
FirstEnergy Solutions	Utilities	Electricity and Nat G	19.83			19.83
FirstEnergy Solutions	Macon Co Soil & Water	Electricity and Nat G	140.55			140.55
	PAGE TOTALS		124,884.09	112,112.51	5,824.78	6,946.80

Richland Community College
Bills Presented for Ratification
JUNE 1415

Vendor Name	Function	Object	Invoice Amount	Educational Fund	O & M Fund	Other Fund
FirstEnergy Solutions	Utilities	Electricity and Nat G	142.00		142.00	
FirstEnergy Solutions	Workforce Development	Electricity and Nat G	233.41		233.41	
FirstEnergy Solutions	Utilities	Electricity and Nat G	16,259.31		16,259.31	
Fought, Patrick W	Clinton Center O&M	Custodial Services	155.00		155.00	
Fought, Patrick W	Clinton Center O&M	Custodial Services	155.00		155.00	
Fought, Patrick W	Clinton Center O&M	Custodial Services	155.00		155.00	
Fought, Patrick W	Clinton Center O&M	Custodial Services	155.00		155.00	
Franczek Radelet	Board of Trustees	Legal Services-Admin	96.00	96.00		
Freshour, Kristine R	Administration Genera	Travel-In State	41.40			41.40
Frontier	Clinton Center O&M	Telephone	167.00		167.00	
G F I Digital	Sequestration Proj	Printing	57.22			57.22
G F I Digital	Sequestration Proj	Printing	135.57			135.57
Gallagher, Sean M		Other Current Obligat	8,491.19			8,491.19
Garratt-Callahan Co	Maintenance	Maintenance Supplies	987.00		987.00	
Garver Feeds	Garden Center Ag/Hort	Materials	64.20			64.20
Garver Feeds	Garden Center Ag/Hort	Materials	29.36			29.36
Garver Feeds	Garden Center Ag/Hort	Materials	96.30			96.30
Garver Feeds	Garden Center Ag/Hort	Materials	32.10			32.10
Gilson Enterprises Inc	Commercial Custodial	Instructional Supplie	172.46			172.46
Goodman, Vivian T	CommunityService	Telephone	90.00			90.00
Goodman, Vivian T	CommunityService	Travel-In State	85.29			85.29
Government Finance Officers Assn	Business Office	Publications & Dues	150.00	150.00		
Grainger Inc	Automotive-Tech Occ	Instructional Supplie	94.05	94.05		
Grainger Inc	Collision Repair Tech	Instructional Supplie	43.02	43.02		
Grainger Inc	Diesel Med/Hvy Trk Te	Instructional Supplie	69.80	69.80		
Green, Moneitee_Monty M	Instruction-Other	Stipends	750.00			750.00
Grey, Thomas	Instruction-Other	Contractual-Other	640.00			640.00
Gristy, Cheryl S	Instruction-Other	Stipends	325.00			325.00
Hahn-Kercheval Inc	Maintenance	Maintenance Supplies	170.00		170.00	
Hahn-Kercheval Inc	Maintenance	Maintenance Supplies	240.17		240.17	
Hahn-Kercheval Inc	Maintenance	Vehicle Expense	475.40		475.40	
Hahn-Kercheval Inc	Maintenance	Maintenance Supplies	200.00		200.00	
Hahn-Kercheval Inc	Maintenance	Maintenance Supplies	80.00		80.00	
Heartland Technical Academy	General Expenses	Heartland Academy Rec	267.00	267.00		
Herff Jones Inc	General Expenses	Graduation Expense	43.61	43.61		
Hite Tent Rental	Culinary Arts	Prepaid Expenses	1,125.00			1,125.00
Hoelting & Co	Culinary Arts	Instructional Supplie	46.95	46.95		
Hoelting & Co	Culinary Arts	Instructional Supplie	63.85	63.85		
Hummert International	Garden Center Ag/Hort	Materials	-143.02			-143.02
Hummert International	Garden Center Ag/Hort	Materials	269.05			269.05
Hummert International	Garden Center Ag/Hort	Materials	1,365.50			1,365.50
ICCCSSO	Enrollment/Retentions	Registration Fees	45.00	45.00		
ICCCSSO	Enrollment/Retentions	Registration Fees	45.00	45.00		
ICCCSSO	Enrollment/Retentions	Registration Fees	45.00	45.00		
ICCSAA	Club Expenses	Publications & Dues	100.00			100.00
ICCTA	Club Expenses	Meeting Expense	145.00			145.00
IGA	Hospitality Management	Instructional Supplie	171.64			171.64
IGA	Hospitality Management	Instructional Supplie	70.93			70.93
IGA	Hospitality Management	Instructional Supplie	157.91			157.91
		PAGE TOTALS	34,855.67	1,009.28	19,574.29	14,272.10

Richland Community College
Bills Presented for Ratification
JUNE 1415

Vendor Name	Function	Object	Invoice Amount	Educational Fund	O & M Fund	Other Fund
IL Dept of Ag Bureau of Evnir Pr	Horticulture-Bus Occu	Publications & Dues	15.00	15.00		
Illinois CUPA-HR	Human Resources	Publications & Dues	50.00	50.00		
Illinois Federation of Teachers		Union Dues-RFT	68.38	68.38		
Illinois State Disbursement Unit		Wage Garnishment Orde	5.00	5.00		
Illinois State Disbursement Unit		Wage Garnishment Orde	5.00	5.00		
Instructure Inc		Prepaid Expenses	77,078.00	77,078.00		
J L Hubbard Insurance & Bonds	Outdoor Exposition Sp	Contractual-Other	1,630.38			1,630.38
J W Jung Seed Co	Horticulture-Bus Occu	Instructional Supplie	59.80			59.80
Jan Master Cleaning Services Inc	Custodial	Custodial Services	23,625.00		23,625.00	
Jan Master Cleaning Services Inc	Custodial	Custodial Services	2,273.85		2,273.85	
Jan Master Cleaning Services Inc	Macon Co Soil & Water	Custodial Services	450.00		450.00	
Jan Master Cleaning Services Inc	Sequestration Bidg O&M	Custodial Services	1,100.00		1,100.00	
Jan Master Cleaning Services Inc	Workforce Development	Custodial Services	1,850.00		1,850.00	
Jan Master Cleaning Services Inc	Liab Protection & Set	Custodial Services	252.65			252.65
Jan Master Cleaning Services Inc	Liab Protection & Set	Custodial Services	2,625.00			2,625.00
Jan Master Cleaning Services Inc	Outdoor Exposition Sp	Contractual-Other	77.50			77.50
Jason's Lawn Care	Clinton Center O&M	Contractual-Other	320.00		320.00	
Jenzabar Inc		Prepaid Expenses	116,831.00	116,831.00		
Kaskaskia Broadcasting Inc	Marketing	Advertising	388.70	388.70		
Key Equipment Finance	Administration Genera	Equipment Rental	210.00		210.00	
Key Equipment Finance	Administration Genera	Equipment Rental	210.00		210.00	
Key Equipment Finance	Administration Genera	Equipment Rental	199.00		199.00	
Keystone Homes	Clinton Center O&M	Facility Rental	6,333.33		6,333.33	
Kirby, David T	Faculty/Staff Develop	Registration Fees	600.00			600.00
Kirby, David T	Faculty/Staff Develop	Travel-In State	282.80			282.80
Lee Enterprises Inc	Marketing	Advertising	258.00	258.00		
Lee Enterprises Inc	Marketing	Advertising	39.00	39.00		
Lee Enterprises Inc	Marketing	Advertising	532.70	532.70		
Lee Enterprises Inc	Marketing	Advertising	293.00	293.00		
Lee Enterprises Inc	Marketing	Advertising	331.70	331.70		
Lee Enterprises Inc	Marketing	Advertising	611.00	611.00		
Legacy United Corp	Club Expenses	Contractual-Other	300.00			300.00
Lowe, Christopher Ahmad	Instruction-Other	Stipends	727.50			727.50
MANCOMM	Credit	Instructional Supplie	949.19			949.19
MANCOMM	Credit	Instructional Supplie	949.19			949.19
MANCOMM	Credit	Instructional Supplie	39.99			39.99
MR Systems Wireless	Clinton Center O&M	Telephone	57.00		57.00	
MR Systems Wireless	Clinton Center O&M	Telephone	57.00		57.00	
MRE Benefit Admin Systems	Group Insurance	Health Insurance	33,093.12	33,093.12		
MRE Benefit Admin Systems	Group Insurance	Health Insurance	214,938.75	214,938.75		
Mack Sales & Service of Decatur	Credit	Equip Repair/Maint Ag	238.82			238.82
Macon County Circuit Clerk		Wage Garnishment Orde	500.00	500.00		
Macon County Circuit Clerk		Wage Garnishment Orde	500.00	500.00		
Macon County Collector	Grounds	Property Taxes	489.83		489.83	
Macon County Collector	Grounds	Property Taxes	88.12		88.12	
Macon County Collector	Grounds	Property Taxes	475.23		475.23	
Macon County Collector	Grounds	Property Taxes	7.35		7.35	
Macon County Collector	Grounds	Property Taxes	1.32		1.32	
Macon County Collector	Grounds	Property Taxes	7.13		7.13	
Macon County Collector	Grounds	Property Taxes	445,538.35	445,538.35		
		PAGE TOTALS	492,025.33		37,135.16	9,351.82

Richland Community College
Bills Presented for Ratification
JUNE 1415

Vendor Name	Function	Object	Invoice Amount	Educational Fund	O & M Fund	Other Fund
Macon Resources Inc	Allied Health	Laundry/Linen Supplie	12.74	12.74		
Main Place Properties LLC	General O & M	Facility Rental	7,550.39		7,550.39	
Main Street Church of the	CommunityService	Facility Rental	250.00			250.00
Main Street Church of the	CommunityService	Facility Rental	150.00			150.00
Mangle Management Systems	Sequestration Proj	Meeting Expense	108.00			108.00
Mangle Management Systems	PIE-Career On Wheels	Meeting Expense	184.00			184.00
Mangle Management Systems	Diversity	Meeting Expense	618.75	618.75		
Mangle Management Systems	Vice Pres Fin & Admin	Meeting Expense	72.00	72.00		
Mangle Management Systems	Presidents Office	Meeting Expense	77.00	77.00		
Mangle Management Systems	Board of Trustees	Meeting Expense	125.00	125.00		
Manufacturing Skill Standards Co	Co Credit	Instructional Supplie	360.00			360.00
Manufacturing Skill Standards Co	Co Credit	Instructional Supplie	40.00			40.00
Mark's Plumbing	Maintenance	Maintenance Supplies	26.34		26.34	
Mazotti Services	General Expenses	Instructional Supplie	375.95			375.95
Menard Inc	Maintenance	Receivable-BrushColl	19.99	19.99		
Menard Inc	Maintenance	Maintenance Supplies	24.86		24.86	
Menard Inc	Maintenance	Receivable-BrushColl	42.00	42.00		
Menard Inc	Maintenance	Maintenance Supplies	15.88		15.88	
Menard Inc	Maintenance	Maintenance Supplies	83.68		83.68	
Menard Inc	Maintenance	Maintenance Supplies	15.49		15.49	
Mercer Consumer Proliability		Prepaid Expenses	6,386.00			6,386.00
Midland Paper Company	Copy Center	Inventory-CentralStor	240.40	240.40		
Midland Paper Company	Copy Center	Materials	67.36			67.36
Midland Paper Company	Utilities	Materials	1,682.24			1,682.24
Midwest Fiber Inc of Decatur	Maintenance	Refuse Disposal	90.00		90.00	
Motion Industries	Business Office	Maintenance Supplies	48.79		48.79	
NACUBO	College Vehicle	Publications & Dues	200.00	200.00		
Napa Auto Parts	College Vehicle	Vehicle Expense	32.04		32.04	
Napa Auto Parts	College Vehicle	Vehicle Expense	138.21		138.21	
Negwer Materials Inc	Security	Maintenance Supplies	16,403.33			16,403.33
Negwer Materials Inc	Security	Maintenance Supplies	5,403.72			5,403.72
Negwer Materials Inc	Security	Maintenance Supplies	6,815.00			6,815.00
Neuhoff Media Decatur	Marketing	Advertising	1,500.00	1,500.00		
Neuhoff Media Decatur	Marketing	Advertising	500.00	500.00		
Newman & Ullman Inc		Inventory-CentralStor	99.88	99.88		
Newman & Ullman Inc		Inventory-CentralStor	158.14	158.14		
Niemann Foods	Culinary Arts	Instructional Supplie	61.15	61.15		
Niemann Foods	Culinary Arts	Instructional Supplie	24.66	24.66		
Niemann Foods	Culinary Arts	Instructional Supplie	10.13	10.13		
Niemann Foods	Culinary Arts	Instructional Supplie	53.82	53.82		
O'Reilly Auto Parts	Automotive-Tech Occ	Instructional Supplie	21.15	21.15		
O'Reilly Auto Parts	Automotive-Tech Occ	Instructional Supplie	39.89	39.89		
O'Reilly Auto Parts	Automotive-Tech Occ	Instructional Supplie	340.99	340.99		
O'Reilly Auto Parts	Automotive-Tech Occ	Instructional Supplie	-21.15	-21.15		
O'Reilly Auto Parts	Automotive-Tech Occ	Instructional Supplie	-21.15	-21.15		
O'Reilly Auto Parts	Automotive-Tech Occ	Instructional Supplie	-340.99	-340.99		
O'Reilly Auto Parts	Automotive-Tech Occ	Instructional Supplie	94.37	94.37		
O'Reilly Auto Parts	Automotive-Tech Occ	Instructional Supplie	-21.15	-21.15		
O'Reilly Auto Parts	Automotive-Tech Occ	Instructional Supplie	117.00	117.00		
O'Reilly Auto Parts	Diesel Med/Hvy Trk Te	Instructional Supplie	224.00	224.00		
Orv Graham Radio Advertising Bro	Marketing	Advertising	50,521.05	4,269.77	8,025.68	38,225.60
		PAGE TOTALS				

Richland Community College
 Bills Presented for Ratification
 JUNE 1415

Vendor Name	Function	Object	Invoice Amount	Educational Fund	O & M Fund	Other Fund
Perovanovich, Zoran V	NonCredit	Contractual-Other	195.00			195.00
Pocket Nurse	Allied Health	Instructional Supplie	32.10	32.10		
Pocket Nurse	Allied Health	Instructional Supplie	11.59	11.59		
Pride Cleaners	Culinary Arts	Contractual-Other	80.66			80.66
Pride Cleaners	Culinary Arts	Contractual-Other	68.67			68.67
Pride Cleaners	Culinary Arts	Contractual-Other	125.35			125.35
Pride Cleaners	Culinary Arts	Contractual-Other	45.78			45.78
Pride Cleaners	Culinary Arts	Contractual-Other	52.32			52.32
RCC Bookstore	Credit	Instructional Supplie	4,007.23			4,007.23
RCC Bookstore	Engl/Human/Journal-Ba	Instructional Supplie	-42.52	-42.52		
RCC Bookstore	Student Activities	Meeting Expense	996.98			996.98
RCC Bookstore	Club Expenses	Materials	510.00			510.00
RCC Bookstore		Pell Taxable Books	151.46	151.46		
RCC Bookstore		Pell Taxable Books	559.37	559.37		
RCC Bookstore		NonTaxBooks-Scholarsh	2,374.54	2,374.54		
RCC Bookstore		NonTaxBooks -Workforc	5,658.41	5,658.41		
RCC-Foundation		Revenue-Misc/OtherSou	25.00	25.00		
RCC-Foundation		Richland Foundation	188.05	188.05		
RCC-Foundation	Club Expenses	Donations/Gifts	87.18			87.18
RCC-Foundation		Richland Foundation	188.05	188.05		
Refreshment Services Pepsi	CulinaryRestaurant	Instructional Supplie	132.88			132.88
Reliance Standard		Life Insurance	3,580.23	3,580.23		
Reliance Standard		LTD Insurance	2,243.13	2,243.13		
Reliance Standard		Supplemental Life Ins	1,543.08	1,543.08		
Reserve Account		Inventory-CentralStor	5,000.00	5,000.00		
Rexx Battery of Decatur Inc	College Vehicle	Vehicle Expense	79.95		79.95	
Rexx Battery of Decatur Inc	College Vehicle	Vehicle Expense	69.95		69.95	
Robert's Sysco Inc	Coffee House	Instructional Supplie	43.76			43.76
Robert's Sysco Inc	Coffee House	Instructional Supplie	26.15			26.15
Robert's Sysco Inc	Child Care Services	Snacks and Milk	44.69			44.69
Robert's Sysco Inc	Child Care Services	Snacks and Milk	44.69			44.69
Robert's Sysco Inc	Culinary Arts	Instructional Supplie	90.67	90.67		
Robert's Sysco Inc	Culinary Arts	Instructional Supplie	702.78	702.78		
Robert's Sysco Inc	Culinary Arts	Instructional Supplie	112.61	112.61		
Robert's Sysco Inc	Culinary Arts	Instructional Supplie	151.70	151.70		
Robert's Sysco Inc	Culinary Arts	Instructional Supplie	32.70	32.70		
Robert's Sysco Inc	Culinary Arts	Instructional Supplie	54.89	54.89		
Robert's Sysco Inc	Culinary Arts	Instructional Supplie	32.70	32.70		
Robert's Sysco Inc	Culinary Arts	Instructional Supplie	66.94	66.94		
Robert's Sysco Inc	Culinary Arts	Instructional Supplie	44.70	44.70		
Robert's Sysco Inc	Culinary Arts	Instructional Supplie	44.22	44.22		
Robert's Sysco Inc	Culinary Arts	Instructional Supplie	44.22	44.22		
Robert's Sysco Inc	Culinary Arts	Instructional Supplie	66.94	66.94		
Robert's Sysco Inc	Culinary Arts	Instructional Supplie	314.37	314.37		
Robert's Sysco Inc	Culinary Arts	Instructional Supplie	50.38	50.38		
Robert's Sysco Inc	Culinary Arts	Instructional Supplie	38.47	38.47		
Robert's Sysco Inc	Culinary Arts	Instructional Supplie	207.54	207.54		
Robert's Sysco Inc	Culinary Arts	Instructional Supplie	25.60	25.60		
Robert's Sysco Inc	Culinary Arts	Instructional Supplie	41.85	41.85		
Robert's Sysco Inc	Culinary Arts	Instructional Supplie	30,247.01	23,635.77	149.90	6,461.34
		PAGE TOTALS				

Richland Community College
 Bills Presented for Ratification
 JUNE 1415

Vendor Name	Function	Object	Invoice Amount	Educational Fund	O & M Fund	Other Fund
Robert's Sysco Inc	Culinary Arts	Instructional Supplie	53.64	53.64		
Robert's Sysco Inc	Child Care Services	Snacks and Milk	44.69			44.69
Robert's Sysco Inc	Culinary Arts	Instructional Supplie	394.10	394.10		
Robert's Sysco Inc	Coffee House	Instructional Supplie	66.64			66.64
Rush Truck Leasing	Grounds	Install Pymt Lease/Pu	2,174.91		2,174.91	
S J Smith Company Inc	Welding-Technical Occ	Instructional Supplie	71.12	71.12		
S J Smith Company Inc	Welding-Technical Occ	Instructional Supplie	554.16	554.16		
S J Smith Company Inc	Welding-Technical Occ	Instructional Supplie	112.84	112.84		
S J Smith Company Inc	Welding-Technical Occ	Instructional Supplie	112.84	112.84		
S J Smith Company Inc	Welding-Technical Occ	Instructional Supplie	248.97	248.97		
S J Smith Company Inc	Welding-Technical Occ	Instructional Supplie	41.50	41.50		
S J Smith Company Inc	Welding-Technical Occ	Instructional Supplie	10.20	10.20		
S J Smith Company Inc	Welding-Technical Occ	Instructional Supplie	255.52	255.52		
S J Smith Company Inc	Automotive-Tech Occ	Instructional Supplie	19.84	19.84		
S J Smith Company Inc	Welding-Technical Occ	Instructional Supplie	575.28	575.28		
S J Smith Company Inc	Welding-Technical Occ	Instructional Supplie	517.49	517.49		
S J Smith Company Inc	Human Simulator	Instructional Supplie	81.22	81.22		
S J Smith Company Inc	Club Expenses	Contractual-Other	9.92			9.92
SHERM	Human Resources	Publications & Dues	190.00	190.00		
Saunders, Gayle M	Presidents Office	Travel-Out of State	85.00	85.00		
Saunders, Gayle M	Board of Trustees	Meals	28.21	28.21		
Saunders, Gayle M	Presidents Office	Travel-In State	580.26	580.26		
Scott Fisher Enterprises Inc	Maintenance	Pest Control	50.00		50.00	
Scott Fisher Enterprises Inc	Maintenance	Pest Control	100.00		100.00	
Scott Fisher Enterprises Inc	Maintenance	Pest Control	35.00		35.00	
Scott Fisher Enterprises Inc	Maintenance	Pest Control	625.00		625.00	
Scott Fisher Enterprises Inc	Maintenance	Pest Control	35.00		35.00	
Scott Fisher Enterprises Inc	Maintenance	Pest Control	100.00		100.00	
Scott Fisher Enterprises Inc	Maintenance	Pest Control	625.00		625.00	
Scott Fisher Enterprises Inc	Maintenance	Pest Control	50.00		50.00	
Sebok, Catherine I	Admission and Recruit	Travel-In State	253.12	253.12		
Sebok, Catherine I	Admission and Recruit	Travel-In State	89.04	89.04		
Secretary of State	Credit	Contractual-Other	50.00			50.00
Securitas	Security	Security	260.62		260.62	
Securitas	Liab Protection & Set	Security	4,951.79			4,951.79
Securitas	Security	Security	274.65		274.65	
Securitas	Liab Protection & Set	Security	5,218.27			5,218.27
Securitas	Security	Security	228.86		228.86	
Securitas	Security	Security	236.47		236.47	
Securitas	Liab Protection & Set	Security	4,348.26			4,348.26
Securitas	Liab Protection & Set	Security	4,492.95			4,492.95
Securitas	Liab Protection & Set	Security	2,000.00			2,000.00
Shippers Rental Inc	Credit	Equipment Rental	750.00			750.00
Smith, Everett C	Instructional-Other	Stipends	273.94			273.94
Southern Wine & Spirits	CulinaryRestaurant	Instructional Supplie	41,980.64	41,980.64		
State Universities Retirement	SURS 8%	SURS 8%	1,398.75			1,398.75
State Universities Retirement	SURS 8%	SURS 8%	131.00			131.00
State Universities Retirement	SURS 1/2%	SURSRetemtInstallPu	4,864.52			4,864.52
State Universities Retirement	SURS 8%	SURS 8%	1,400.51			1,400.51
State Universities Retirement	SURS 8%	SURS 8%	81,051.74			81,051.74
		PAGE TOTALS		54,049.77	4,795.51	22,206.46

Richland Community College
Bills Presented for Ratification
JUNE 1415

Vendor Name	Function	Object	Invoice Amount	Educational Fund	O & M Fund	Other Fund
State Universities Retirement		SURS 8%	42,375.90	42,375.90		
State Universities Retirement		SURS Retirement/InstallPu	131.00	131.00		
State Universities Retirement		SURS 1/2%	4,887.38	4,887.38		
Stericycle		AAS Nursing -Health O Materials	396.96	396.96		
Taylor, Amanda A		Stipends	675.00			675.00
The Omni Group		Bank Service Charges	10.00	10.00		
ThyssenKrupp Elevator Corp		Equip Repair/Maint Ag	466.94		466.94	
Tommy House Tire Co		Vehicle Expense	39.76		39.76	
Tommy House Tire Co - NORTH		Equip Repair/Maint Ag	202.50			202.50
Tru-Stripe Inc		Contractual-Other	450.00			450.00
USA Clean Inc		Maintenance Supplies	109.48			
United Graphics Inc		BusinessIndustryAdmi Advertising	6,742.77		109.48	6,742.77
United Label & Sales Corp		Horticulture-Bus Occu Equip Repair/Maint Ag	70.00	70.00		
United Retnals/RSC Equipment Ren		Grant-SupportServices Equipment Rental	512.56			512.56
United Retnals/RSC Equipment Ren		Grant-SupportServices Equipment Rental	530.71			530.71
United Retnals/RSC Equipment Ren		Grant-SupportServices Equipment Rental	439.28			439.28
United Way of Decatur/Macon Cnty		United Way	166.67	166.67		
United Way of Decatur/Macon Cnty		United Way	160.67	160.67		
Verizon Wireless		Admission and Recruit Telephone	50.02	50.02		
Verizon Wireless		Utilities Telephone	236.90		236.90	
Verizon Wireless		Utilities Telephone	316.72		316.72	
WDRR Radio Station		Advertising	112.00	112.00		
WXFM		Marketing	112.00	112.00		
Wal-Mart		Child Care Services Snacks and Milk	457.36			457.36
Weybright, Erin		Art-Baccalaureate	240.00	240.00		
Wood Printing Service		Inventory-CentralStor	269.77	269.77		
Workforce Investment Solutions		NonCredit Instructional Supplie	45.00			45.00
World Point ECC Inc		Instructional-Other	363.50			363.50
World Point ECC Inc		Credit Instructional Supplie	144.75			144.75
World Point ECC Inc		Credit Instructional Supplie	61.28			61.28
World Point ECC Inc		Credit Instructional Supplie	276.93			276.93
World Point ECC Inc		Credit Instructional Supplie	285.91			285.91
Xerox Corp		Copy Center Install Pymt Lease/Pu	2,075.21			2,075.21
Xerox Corp		Copy Center Printing	307.11			307.11
Xerox Corp		Copy Center Install Pymt Lease/Pu	194.99			194.99
Xerox Corp		Copy Center Install Pymt Lease/Pu	2,307.74			2,307.74
Xerox Corp		Copy Center Install Pymt Lease/Pu	1,526.86			1,526.86
Xerox Corporation		Copiers Equipment Rental	171.36	171.36		
Zips Florist Inc		General Expenses Graduation Expense	1,707.35	1,707.35		
h2 Designs		Sequestration Proj Contractual-Other	9,363.78			
Student Refunds			4,208.92	4,208.92		
PAGE TOTALS			83,203.04	55,070.00	1,169.80	26,963.24
AP GRAND TOTAL			972,173.58	714,862.61	102,894.20	154,416.77

ITEMS FROM THE BOARD

ADJOURNMENT