


# BOARD OF TRUSTEES

October 20, 2015

REGULAR MEETING 5:30 P.M. | RICHLAND COMMUNITY COLLEGE ROOM E181



Richland Community College 

One College Park | Decatur, Illinois 62521 | 217.875.7200 | richland.edu

RICHLAND COMMUNITY COLLEGE  
DISTRICT NO. 537  
BOARD OF TRUSTEES REGULAR MEETING  
ONE COLLEGE PARK – DECATUR, ILLINOIS 62521

October 20, 2015

AGENDA

**The Vision:** To be the premier source for education, workforce training, partnerships, and economic development.

**College Mission:** To provide innovative educational environments, opportunities, and experiences that enable individuals, communities, and the region to grow, thrive, and prosper.

**Core Values:** Commitment, Respect, Excellence, Accountability, and Diversity

- I. Convening of the Regular Meeting – 5:30 p.m.
  - A. Call to Order
  - B. Roll Call
  
- II. ***Minutes of the Regular Meeting on September 15, 2015***
  
- III. Appearance of Citizens and Introduction of Guests
  
- IV. Written Communications
  - College Activities Report
  - Personnel Update
  - Construction Report
  
- V. Special Reports
  - A. Report of the President
    1. Strategic Plan Quarterly Update – Dr. Gianina Baker
    2. College Spotlight – Illinois Network of Advanced Manufacturing (INAM) – Jack Adwell and Darbe Brinkoetter
  
  - B. Report of ICCTA
  
  - C. Report of Student Trustee

D. Report of Agreements/Contracts authorized by President Saunders for the month of September 2015

VI. Executive Session (IVORY COLOR)

VII. Consent Agenda (PINK COLOR)

A. ***Authorization in Compliance with 5 Illinois Compiled Statutes 120/2.06***

VIII. OLD Business (BLUE COLOR)

A. ***Approval to Purchase Telephone System***

IX. Financial Report (GREEN COLOR)

A. ***Treasurer's Report and Financial Statement (WHITE COLOR)***

B. ***Bills for Ratification***

X. Items from the Board

XI. Adjournment

XII. Brush College, LLC Meeting

XIII. Work Session

***Bold and Italics Denotes Action Items***

# BOARD BOOK ANNUAL CALENDAR

## JANUARY 2015

Reports

Consent Agenda

College Legal  
Contractual Agreements

New Business

## FEBRUARY 2015

Reports

Consent Agenda

Recommendation for  
Approval of Tuition

New Business

Recommendations for  
Tenure

Recommendation for  
Approval of Fees

## MARCH 2015

Reports

Consent Agenda

New Business

Recommendations for Faculty  
Promotions in Rank

Recommendation to Grant  
Professor Emeritus Status

Recommendation to Grant  
Staff Emeritus Status

Recommendation for  
Professional Leave

**Strategic Plan 2015-2018**

## APRIL 2015

Tenure and Promotion  
Recognition Dinner

Student Government  
Election Results

Report from Board  
Secretary regarding  
Election of Student  
Trustee

Seating of New Student  
Trustee

Reports

## MAY 2015

Reorganization of  
Board of Trustees

Reports

Consent Agenda

New Business

Tentative Budget

Other

RCC Commencement

ICCTA Lobby Day

## JUNE 2015

**Public Hearing for Budget**

Reports

Strategic Plan Quarterly Report

Consent Agenda

New Business

**Resolution Adopting Budget**

Compliance with Prevailing  
Wage Act

State Capital Funding Request  
RAMP

**Resolution Transferring  
Earnings**

**Review of Minutes of Previous  
Executive Sessions**

Other

ICCTA Annual Convention

## BOARD BOOK ANNUAL CALENDAR

### JULY 2015

Reports  
Consent Agenda  
Other

### AUGUST 2015

Reports  
Institutional Year Book  
Program Review  
Presentation  
Consent Agenda

### SEPTEMBER 2015

Reports  
Consent Agenda  
Annual Foundation Board  
Meeting

### OCTOBER 2015

Reports  
Consent Agenda  
  
Distribution of Audit  
Reports – RCC & Brush  
College, LLC  
  
Strategic Plan Quarterly  
Update

### NOVEMBER 2015

Reports  
Audit Presentation  
Consent Agenda  
Calendar of Regular  
Meetings of Board of  
Trustees  
  
Old Business  
  
Financial Report

### DECEMBER 2015

Reports  
Consent Agenda  
Old Business  
Resolution for Fiscal Year Tax  
Levy  
  
Review of Minutes of Previous  
Executive Sessions  
  
Strategic Plan Priorities  
Results Report

# PRINCIPLES OF SUSTAINABILITY



# Richland Community College Strategic Plan 2015 - 2018

## College Vision

To be the Premier Source for Education, Workforce Training, Partnerships, and Economic Development.

## College Mission

The mission of Richland Community College is to provide innovative educational environments, opportunities, and experiences that enable individuals, communities, and the region to grow, thrive, and prosper.

## Core Values

Commitment  
Respect  
Excellence  
Accountability  
Diversity

## Strategic Plan

### Goal 1: Elevate Teaching and Learning Standards

- Strategy A: Utilize Richland's Cross Disciplinary Outcomes process to assess student learning.
- Strategy B: Demonstrate the assessment of program student learning outcomes.
- Strategy C: Engage faculty and staff in program review using the established process.
- Strategy D: Enhance teaching and learning through faculty development opportunities.
- Strategy E: Deploy innovative instructional delivery and assessment systems.
- Strategy F: Expand project-based and other career-focused learning experiences for students.

### Goal 2: Foster Student Success and Completion

- Strategy A: Engage in activities that improve the college and career readiness of Richland students.
- Strategy B: Advance a comprehensive Strategic Enrollment Management process and completion agenda.
- Strategy C: Engage students in the holistic development of educational pathways.
- Strategy D: Implement student success strategies to address progress expectations and identified momentum points.
- Strategy E: Establish robust student support systems including proactive advising and work-based career-focused experiences.

### Goal 3: Create and Advance Workforce Development Partnerships

- Strategy A: Discover common workforce needs and opportunities to strengthen community relationships.
- Strategy B: Identify and implement new career and technical education programs of study and workforce development programs reflecting community economic development initiatives.
- Strategy C: Actively engage in legislative and government relations that serve to further Richland's mission.
- Strategy D: Proactively secure opportunities for media to highlight the vast portfolio of offerings available to District residents.
- Strategy E: Facilitate workforce and economic development opportunities through business incubator and other entrepreneurial training.
- Strategy F: Successfully fulfill the design, development and delivery of a new school of business integrated curriculum.

### Goal 4: Ensure a Sustainable Organization

- Strategy A: Align and empower employee strengths that benefit the institution in meeting strategic goals.
- Strategy B: Optimize human, economic, and environmental expenses with available revenue.
- Strategy C: Balance the physical environment to connect to the College principles of sustainability.
- Strategy D: Identify and secure alternative revenue streams.
- Strategy E: Align facility utilization with established program needs.

L2 Division/Department/Area Balanced Scorecards

L1 Institutional Balanced Scorecard

Dashboard  
Annual Priorities

Implementation and Performance

Public Accountability

Implementation and Performance

Public Accountability

<http://www.richland.edu/effectiveness/strategicplan>

## 2015 Strategic Plan Priorities

### Goal 1: Elevate Teaching and Learning Standards.

**Strategy A:** Utilize Richland's Cross Disciplinary Outcomes process to assess student learning.

1. Complete evaluation of written communication artifacts.
2. Complete program reviews and development of shorter certificates in support of performance funding objectives linked to retention and completion.

**Strategy B:** Demonstrate the assessment of program student learning outcomes.

1. Assess progress and continue process of creating Program Student Learning Outcomes.

**Strategy C:** Engage faculty and staff in the program review using the established process.

1. Increase faculty and program staff involvement in program reviews scheduled by ICCB for FY15.
2. Implement institutional effectiveness reporting for each program area in accordance with 2014 strategic program reviews.

**Strategy D:** Enhance teaching and learning through faculty development opportunities.

1. Create and implement template for faculty to report annually professional development activities outside Professional Development Day.
2. Pilot test the Online Quality Assurance process in Summer 2015.

**Strategy E:** Expand project-based learning and other career-focused learning experiences for students.

1. Establish co-requisite model.
2. English Bridge Program curriculum will emphasize the elements of effective first-year writing/college-level English writing requirements.
3. Math Bridge Program - Complete pilots of MATH 098 in three new area high schools.
4. Establish one STEM content discipline to align with a high school.

### Goal 2: Foster Student Success and Completion.

**Strategy A:** Engage in activities that improve the college and career readiness of Richland students.

1. Launch the fourth-year mathematics course at three additional high schools with appropriate academic support.
2. Using the ICCB Bridging the Gap Grant and in partnership with Workforce Investment Solutions, the Mathematics Enrichment Center will pilot a Math Boot Camp for SU15 for 25 high school graduates who place into developmental mathematics and who will attend Richland in FA15.

**Strategy B:** Advance a comprehensive Strategic Enrollment Management process and completion agenda.

1. Benchmark and increase the number of adults 50 and above enrolling in credit/noncredit coursework.
2. Benchmark and increase the number of adults transitioning from Adult Education Program to College certificate/degree program.
3. Support the enrollment growth of Heartland Technical Academy dual credit programs (particularly engineering technology areas CNC, CAD, CCS, renewable energy).
4. Increase enrollments for Workforce Development Institute covered programs (i.e., culinary arts, early childhood education, welding, automotive technology, diesel technology, collision repair).
5. Engage YCCC students in the YCCC/Richland articulation agreement (i.e., collaborative marketing).
6. Study intentional scheduling efforts (i.e., stream scheduling, transfer academy, Clinton scheduling, night academy) to determine next steps.
7. Benchmark and track enrollment patterns across various student populations (developmental education, online).
8. Reinforce enrollments through targeted marketing activities.

**Strategy C:** Engage students in the holistic development of educational pathways.

1. Assigned Advising process will be reviewed and adjusted to foster an environment that embraces students and advances them toward goal clarity and completion.
2. Each year by June 1 all materials for Financial Aid will be available for the new fiscal year.
3. Implement a Veteran-focused New Student Orientation for FA15.

**Strategy D:** Implement student success strategies to address progress expectations and identified momentum points.

1. Create promotions throughout the year that encourage applications for scholarships and strengthen connections to scholarship donors, students and parents.
2. Write 6-7 new scholarship agreements that support students with financial need.
3. Implement additional bridge programming for adult education students.

**Strategy E:** Establish robust student support systems including proactive advising and work-based career-focused experiences.

1. Streamline the application for graduation process. During 2015, the Records Office will develop, pilot and implement an application for graduation process that is student-centered and accurate and that engages the advisors.
2. Increase faculty and class presentations of College Central Network (CCN) to grow use by 10%.
3. Implement the internship tracking modules of CCN and track 50% of internships for FA15 via the portal.

### **Goal 3: Create and Advance Workforce Development Partnerships.**

**Strategy A:** Discover common workforce needs and opportunities to strengthen community relationships.

1. Track advisory committee meetings and develop list of advisory committee recommendations.
2. Conduct 2-3 on-campus activities and 2 off-campus engagement activities to reconnect alumni to Richland.
3. Maintain, add and update contact information for Richland alumni.
4. Organize Advisory Committee for Alumni Association of community leaders to focus accurately on optimum activities that will engage alumni of different ages and generally broaden connections to all alumni.
5. Implement Richland and UIUC College of Engineering (Mechanical Engineering) Memorandum of Understanding to establish a wind turbine research plot in the AATP adjacent to NSEC and renewable energy laboratory (REL) activities.
6. Partner with community law enforcement organizations to use Progress City USA for "tactical" training.
7. Extend CCUS contract with U.S. Department of Energy and ADM Company.

**Strategy B:** Identify and implement new career and technical education programs of study and workforce development programs reflecting community economic development initiatives.

1. Develop and deploy CTE curriculum model pilot that aligns college courses with employer needs.
2. Expand STEM activities with K-12 partners (via Green Guide Series and IMA manufacturing awareness campaign).
3. Implement IDOT Highway Construction Program.
4. Implement Advisory Board for Carroll School of Business.

**Strategy C:** Actively engage in legislative and government relations that serve to further Richland's mission.

1. Reinforce Richland's role as a leader in broader public policy debate.
2. Maintain an open dialogue with elected officials regarding significant priorities, activities and decisions of the College.
3. Advocate on behalf of the community college system's agenda.
4. Utilize the collective expertise of elected officials to create new opportunities for Richland.
5. Participate in Economic Development Corporation and Greater Decatur Chamber of Commerce activities to increase Richland visibility regarding program and learning resources.

**Strategy D:** Proactively secure opportunities for media to highlight the vast portfolio of offerings available to District residents.

1. Strengthen press releases and stories promoting opportunities and events at the College.
2. Enhance monthly radio segments.
3. Enhance social media opportunities in promotion.

4. Highlight faculty and student awards and recognitions.

**Strategy E:** Facilitate workforce and economic development opportunities through business incubator and entrepreneurial training.

1. Implement Richland/National Foodworks Services, LLC, Memorandum of Understanding (Local Illinois Food Entrepreneurship (LIFE) Program).
2. Expand market for Richland coffee blends in conjunction with community business partnerships.
3. Identify economic development services to be offered by Richland.

**Strategy F:** Successfully fulfill the design, development and delivery of a new school of business integrated curriculum.

1. Implement Capital Campaign of Business Education Center through complete canvassing of specific Foundations and Corporations and 80% of top 50 prospects during the calendar year.
2. Align business programming pathway from Richland to Millikin University.

#### **Goal 4: Ensure a Sustainable Organization.**

**Strategy A:** Align and empower employee strengths that benefit the institution in meeting strategic goals.

1. Develop a model for activity-based costing that will allow comparisons with national norms.

**Strategy B:** Optimize human, economic and environmental expenses with available revenue.

1. Develop a balanced budget within the constraints of limited resources by the June Board of Trustees' meeting.
2. Review and modify the College's Health Insurance Benefit Program by benefit choice period to reduce costs for the College and staff.
3. Enhance existing reporting for financial data.
4. Review and modify procedures in purchasing, travel and cash management to ensure efficient use of College resources.

**Strategy C:** Balance the physical environment to connect to the College principles of sustainability.

1. Identify specific activities that, based upon the STARS rating system, will increase Richland's point total for an increased rating upon accomplishment of the activity.
2. Develop and construct training protocols enabling the College to meet the requirements outlined in the Crisis Management Plan for implementation by August opening of the academic year.

**Strategy D:** Identify and secure alternative revenue streams.

1. Seek three new grants that further Richland's mission and add to existing revenue streams.
2. Develop new and broaden existing revenue streams by building creative and entrepreneurial partnerships with foundations, corporations, government sources and private donors.

**Strategy E:** Align facility utilization with established program needs.

1. Work with the CBD, BLDD and contractors for efficient project management of the Student Success Center project.
2. Develop process for measurement and implementation of facility utilization.

**CONVENING OF THE REGULAR MEETING**

**MINUTES OF THE REGULAR MEETING ON SEPTEMBER 15, 2015**

**MINUTES OF BOARD OF TRUSTEES REGULAR MEETING  
DISTRICT NO. 537  
RICHLAND COMMUNITY COLLEGE  
ONE COLLEGE PARK – DECATUR, ILLINOIS 62521**

**September 15, 2015**

**CONVENING OF THE MEETING**

Call to Order The regular meeting was called to order at 5:33 p.m. Tuesday, September 15, 2015, in Conference Room E181 of the College by Chairman Campbell. Chairman Campbell also recited the College Vision, Mission, and Core Values.

Roll Call

Trustees Present: Bruce Campbell, Dr. Larry Osborne, Tom Ritter, Dale Colee, Dr. David Coopriider, Bishop Wayne Dunning, Randy Prince, Donnie Lewis

Trustees Absent: None

Also present: Dr. Gayle Saunders and other staff members

**MINUTES OF PREVIOUS MEETING**

The minutes of the regular meeting of August 18, 2015, had been distributed to the Board prior to this meeting.

**Prince moved to approve the minutes of the regular meeting of August 18, 2015. Dr. Osborne seconded. Voice vote being all ayes, Chairman Campbell declared the motion carried.**

**APPEARANCE OF CITIZENS AND INTRODUCTION OF GUESTS**

Dr. Saunders welcomed Chris Lusvardi from the Herald and Review.

**WRITTEN COMMUNICATIONS**

1. A letter from the United States Department of Education was presented informing Richland Community College that they have been approved for the FY2015 Student Services Program (TRIO) grant.
2. A thank you letter was received from Sr. Rosemary of St. Mary's Hospital for the invitation to the Carroll School of Business awareness gathering held at the Decatur Country Club of Decatur on August 19, 2015.

3. A thank you letter was received from Jack and Rocki Wilkerson for the invitation to the Carroll School of Business awareness gathering held at the Country Club of Decatur on August 19, 2015.
4. An article was published in Manufacturing News highlighting Richland Community College and the participation in the Engineering Technology degree programs with its concentration in CNC technology.
5. A letter was received from Senator Chapin Rose congratulating the faculty and staff of Richland Community College on receiving the Greater Decatur Chamber of Commerce Outstanding Development Award.
6. A thank you note was received from Carol Barnes of WAND for the invitation to the VIP Community Tent at the 2015 Farm Progress Show.
7. A note of congratulations was received from Peerless Cleaners for Richland Community College's Greater Decatur Chamber of Commerce Outstanding Development Award.

#### College Activities Report:

- Finders Market will be held at Progress City USA on September 25<sup>th</sup> and 26<sup>th</sup>
- Student Government Association will host a Child Safety Event on October 13 at 4:00 p.m. in the Mueller Student Center
- Saturday Produce market will end its season September 26<sup>th</sup> from 8:00 a.m. – 12:00 p.m.
- Constitution/Citizenship Day, September 17, 2015

#### Personnel Update

##### Retirements, Resignations, and Terminations

- Amy Rankin, Multimedia Specialist, Marketing, effective August 28, 2015.
- Heather Holl, Enrollment Advocate, Student Success, effective September 10, 2015.

##### Changes

- Karen Lockhart, Mathematics and Academic Specialist, Student Success Center, effective August 10, 2015.
- Tony Crystal, Assistant to the Dean, Health Professions, effective September 1, 2015.

## New Employees

- Seth Brozio, Highway Construction Careers Training Program Coordinator, IDOT, Economic Development and Innovative Workforce Solutions, effective September 9, 2015.

## Construction Report

Greg Florian provided a report of the construction hold on the Student Success Center. The contractor has agreed to winterize, run heat, and secure the site until notification is received from the CDB that the State has authorized funding for completion of the project.

The 2015 Farm Progress Show was a huge success. The Phase II expansion that includes paving of the streets begin in the coming months and will be paid for by Farm Progress Companies, Inc. There will be an LLC meeting following the October Board meeting.

## SPECIAL REPORTS

### REPORT OF THE PRESIDENT

1. A big thank you to the Board members for the attendance and support provided at the awareness gathering for the Carroll School of Business Capital Campaign.
2. At the 2015 Greater Decatur Chamber Awards Luncheon, Richland Community College was presented the Outstanding Development Award sponsored by Tate & Lyle. This award is presented to the Chamber Member Business that has achieved outstanding performance, quality customer service, and business distinctiveness.
3. Congratulations to Richland's newest nursing faculty member, Lizabeth Hernandez who was recognized by the American Nurses Association and the Illinois Nurses Foundation as one of the 40 under 40 Emerging Nurse Leaders in Illinois. Liz will be recognized at Rush University Medical Center's Searle Conference Center in Chicago.
4. The Board Retreat will be held Thursday at 4:30 p.m. at the National Sequestration Education Center – room 121.
5. Farm Progress Show was a success! Monday evening Richland Community College and Neuhoff Media kicked off the Farm Progress Show with a Sneak Peak of the Decatur Citylimitless Ambassadors and other community members. Tuesday included the Exhibitor dinner. Wednesday brought excitement to the campus as Governor Rauner toured exhibits, spoke to the Illinois Joint Congressional Advisory Committee and the Illinois State FFA. If you weren't able to attend the Craig Morgan concert, you missed a great show. The VIP Community Tent was well attended including a visit with

Richland's President Emeritus Dr. Chuck Novak and his wife Mary Jo. Staff and I debriefed with Don Tourte, and he commented on the positive relationship.

6. The fall enrollment has exceeded that of last year and we are still waiting on the status of the paid credit hours compared to last year. The budget will be adjusted accordingly once we know the level of adjustment needed.
7. We would like to help the less fortunate in our community by, once again, participating in the WSOY Community Food Drive. Richland will collect food and other donations October 4 – October 9. Submit donations to the President's Office no later than October 8.
8. Congratulations to our Student Trustee, Donnie Lewis, as he was elected the ICCB SAC Legislative Committee Chairman.
9. Our College Spotlight was presented by Dr. Doug Brauer – Wind Turbine Research with the University of Illinois.

#### **REPORT OF ICCTA**

Bishop Dunning reported that he attended the ICCTA meeting held in Springfield. Topics of discussion were budgets, bills and the discussion of transparency regarding community college president severance packages. The next meeting will be held in November.

#### **REPORT OF STUDENT TRUSTEE**

Student Trustee Donnie Lewis reported on the upcoming events at Richland Community College. The activities are listed in the board book.

#### **AGREEMENTS AND CONTRACTS AUTHORIZED BY PRESIDENT SAUNDERS**

Dr. Saunders signed the Addendum to the sub-award agreement between Archer Daniel Midland Company and Richland Community College for the Illinois Industry Carbon Capture and Storage Project.

Dr. Saunders signed and Articulation Agreement (2+2) between Eastern Illinois University and Richland Community College for Richland's AA History to Eastern's BA History.

#### **EXECUTIVE SESSION**

None

## **CONSENT AGENDA**

### **Charge-Back**

It was recommended that the Board of Trustees approve a charge-back for Anthony J. Grason – Aviation A.S. – Parkland College – 2015 Fall term through 2015 Spring term.

**Bishop Dunning moved to approve the consent agenda item as presented. Dr. Coopriider seconded. Roll call vote being all ayes, Chairman Campbell declared the motion carried.**

## **OLD BUSINESS**

Richard McGowan, Executive Director, Foundation and Development, presented to the Board.

The Foundation Board of Directors met August 19.

Total transfers to the College were \$1,747,110.00 including \$1,145,000.00 to the College for the Student Success Center and North Wing project.

Net income from the Culinary Scholarship Dinner totaled \$12,800.00. The golf Outing produced a net income of \$19,326.00.

New officers for 2015-2016 are: Bob Yuhas, Chairman, Myung Kim, Vice Chairman, Brett Swallow, Treasurer, and Erick Hubbard, Secretary.

Robin King begins her first term of the Board.

Directors approved the Foundation's new fiscal year operating budget totaling \$1,377,823.00.

The Capital Campaign has reached the halfway mark with over \$2.5 million in gifts and pledges.

The Joint Boards Holiday Dinner will be held Tuesday, December 8, 2015 at South Side Country Club.

## **FINANCIAL REPORT**

### **Bills Payable**

The August 2015 Treasurer's Report and Financial Statement were presented to and discussed with the Board.

A list of bills paid in the amount of \$602,310.76 for August 2015 was distributed to the Board prior to the meeting.

**Prince moved to ratify the August bills paid and approve the Financial Statement subject to audit. Dr. Osborne seconded. Roll call vote being all ayes, Chairman Campbell declared the motion carried.**

#### **ITEMS FROM THE BOARD**

Chairman Campbell wanted to recognize that the newest associate hired for his company is a Richland Community College trustee scholar. He is looking forward to this new working relationship and longevity with his new employee.

Chairman Campbell congratulated the staff for the hard work put in to receiving the Greater Decatur Chamber of Commerce Outstanding Development Award.

Chairman Campbell congratulated student trustee, Donnie Lewis, on his new position of ICCB SAC Legislative Committee Chairman.

Randy Prince thanked the staff for their hard work and dedication to making the 2015 Farm Progress Show a huge success.

Bishop Dunning shared a personal story that resulted in excellent outcomes of the Richland Community College Nursing program.

Congratulations to Dr. and Mrs. David Coopriider on their 58<sup>th</sup> wedding anniversary!

#### **ADJOURNMENT**

**Prince moved and Dr. Coopriider seconded to adjourn the meeting at 6:55 p.m.**

---

Dr. David Coopriider, Secretary

## **APPEARANCE OF CITIZENS AND INTRODUCTION OF GUESTS**

## WRITTEN COMMUNICATIONS



September 25, 2015


Dr. Gayle Saunders  
Richland Community College  
1 College Park  
Decatur, IL 62521-8512

Dear Dr. Gayle Saunders,

Congratulations Richland Community College on receiving Tree Campus USA® recognition in 2014! This special distinction sets your campus apart from other schools and shows your commitment to encouraging students and university personnel to care for our planet's tree resources.

Enclosed is a copy of the *Chronicle of Higher Education* ad which ran on September 25, 2015. The Arbor Day Foundation thanks you for your efforts and encourages you to apply for recertification by December 31, 2015. Together we can foster a sense of environmental stewardship in college students across the country. Congratulations again on your achievement!

Sincerely,



Dan Lambe  
President

*Lazaro Lopez, Ed.D.  
Acting Chair*



*Karen Hunter Anderson, Ph.D.  
Executive Director*

September 25, 2015

Gayle Saunders, President  
Richland Community College  
One College Park  
Decatur, IL 62521

Dear President Saunders:

Enclosed is a Certificate of Recognition attesting to the fact that Richland Community College has been "recognized" by the Illinois Community College Board in accordance with the provisions of Section 2-15 of the *Public Community College Act*. This status is granted to districts which meet ICCB standards and affirms the district's eligibility to receive state grants appropriated to the ICCB.

Please note this certificate is effective through September 2020, unless otherwise notified.

Sincerely,

A handwritten signature in cursive script that reads "Karen Hunter Anderson".

Karen Hunter Anderson, Ph.D.  
Executive Director

Cc Mr. Bruce Campbell, Board Chair

Enclosure

**ILLINOIS COMMUNITY COLLEGE BOARD**

401 East Capitol Avenue - Springfield, Illinois 62701 - (217)795 0123 - [www.iccb.org](http://www.iccb.org)



State of Illinois  
Illinois Community College Board

# CERTIFICATE OF RECOGNITION

*This certifies that*

## Richland Community College

*under the jurisdiction of the  
Board of Community College District No. 537-01  
is an officially recognized community college  
district. This Certificate of Recognition  
is issued as evidence that the educational program  
of the district meets the criteria and standards  
prescribed by the  
Illinois Community College Board*

Issued at Springfield, Illinois, on  
September 18, 2015

Certificate Effective Through  
September 18, 2020

A handwritten signature in cursive script, appearing to read "L. Lopez", written over a horizontal line.

Chair

Illinois Community College Board

A handwritten signature in cursive script, appearing to read "Karin White-McCormick", written over a horizontal line.

Executive Director

Illinois Community College Board

TO: Dr. Gayle Saunders  
FROM: Lisa Gregory, Executive Director, Public Information and Chief of Staff  
DATE: October 5, 2015  
SUBJECT: College Activities Report

Please find attached the *Richland Community College Activities Report* for the current month and a preview of next month. The *Activities Report* is meant to provide information on items of College-wide and community interest and to spotlight the variety of activities and events in which the College is engaged.

## October

- October 21 Private Illinois College & University Fair  
11:00 a.m. – 1:30 p.m. - – Mueller Student Center  
Representatives will be on campus to answer questions  
about programs, degrees and transfer options.
- October 23, 24 Finder's Market – Progress City USA  
3:00 p.m. – 7:00 p.m. – October 23, 2015 - \$5 admission  
9:00 a.m. – 3:00 p.m. – October 24, 2015 – No admission
- October 29 RCC Foundation Scholarship Reception  
6:00 p.m. – Shilling Salons

## November

- November 2 Spring Registration Begins (Current Students)
- November 5 Kitchen Warriors  
5:30 p.m. – Shilling Center (Doors open at 5:00 p.m.)  
Tickets: \$30. Call Cheryl Swigert at Ext. 740  
Decatur's top chefs, assisted by skilled sous chefs  
from Richland's Culinary Arts program, compete  
before a live audience and discriminating judges.  
Proceeds benefit the Richland Community College  
Culinary Arts program.
- November 9 Spring Registration Begins (New Students)
- November 10 Veterans Recognition Program  
11:00 a.m. – Mueller Student Center
- November 11 Veterans Day – College Closed
- November 17 Board of Trustees  
5:00 p.m. – Dinner  
5:30 p.m. – Outreach Activity  
6:15 p.m. – Meridian High-school

To: Dr. Gayle Saunders, President  
From: Richard Gschwend, Director, Human Resources  
Date: October 6, 2015  
Subject: Personnel Update



## Retirements, Resignations, and Terminations

<b>Name</b>	<b>Position</b>	<b>Last Day</b>
Robert Vest	Maintenance II, Operations and Technical Services	10/30/15
Jack Adwell	Dean, Business Technology, Economic Development and Innovative Workforce Solutions	12/01/15
Gary Kilmartin	Assistant Professor, Engineering Technology	12/17/15

## New Employee

<b>Name</b>	<b>Position</b>	<b>Start Date</b>
Kristina Wilson	Enrollment Advocate, Student Success	10/19/15


Richland Community College  
One College Park  
Decatur, Illinois 62521



---

## MEMORANDUM

## BUSINESS SERVICES

**To:** Dr. Gayle Saunders  
**From:** Greg Florian   
**Date:** October 1, 2015  
**Re:** Construction Project Status

### Current Construction Projects

**Student Success Center** – Due to the uncertainty of future State Funding and the current shutdown, a new completion date has not been scheduled. Effectively, this will force the College to start the Summer/Fall 2016 enrollment process in a temporary location.

**Progress City Expansion** – Phase II of the project has been completed. Final grading to assure adequate drainage and turf-grass seeding is done. This project is complete.

**Richland Community College**  
**STUDENT GOVERNMENT ASSOCIATION**  
**BOARD REPORT**

*October 2015*

**Student Trustee: Donnie Lewis**

---

*President:* Shari Mariner    *Vice-President:* Ashley Ronda    *Secretary/Treasurer:* Heidy Perales

---

**Student Engagement Activities:**

- 10/22: The Clothesline Project—Domestic Violence Awareness Month
- 10/23: Chris Fleming-Paranormal Investigator
- 10/24: Macon County Heart Walk
- 10/24: Trunk or Treat
- 10/28-31: National Association of Campus Activities Conference
- 11/3: Native Pride Dancers—Native American Heritage Month
- 11/6-7: Illinois Community College Student Activities Association Student Leadership Conference
- 11/13-14: Illinois Community College Board-Student Advisory Committee



**Commitment    Respect    Excellence    Accountability    Diversity**

**MONTHLY REPORT OF RICHLAND COMMUNITY COLLEGE  
AGREEMENTS/CONTRACTS**

**AUTHORIZED BY PRESIDENT SAUNDERS FOR THE MONTH OF**

**September 2015**

8/25/2015      Dr. Saunders signed the Dual Credit Intergovernmental Agreement Renewal for the 2015-2016 school year between Richland Community College and Decatur Public School District #61.

**EXECUTIVE SESSION**

**Executive Session- October 20, 2015**


**MOTION FOR CLOSED SESSION**

**I move that the Board enter into closed session for the purpose of discussing individual employments, as specified in Section 2 (c) (1); for the purpose of discussing collective negotiating matters, as specified in Section 2 (c) (2); for discussion of purchase or lease of real property, as specified in Section 2 (c) (5); for discussion of pending or probable litigation, as specified in Section 2 (c) (11); and for self-evaluation, as specified in Section 2 (c) (16) of the Open Meetings Act.**

**Richland Community College is in compliance with Public Act 93-0523, requiring the tape or video recording of all executive sessions.**

**CONSENT AGENDA**

TO: Board of Trustees

FROM: Dr. Gayle Saunders 

DATE: October 20, 2015


SUBJECT: Consent Agenda

Mr. Chairman, Members of the Board of Trustees, the following item is presented as a consent agenda to be acted upon within the same motion. Any Board member may remove an item from the consent agenda to be acted upon separately. Supporting documentation for the consent agenda item is attached.

Therefore, it is recommended that the Board of Trustees approve the following:

- A. Authorization in Compliance with 5 Illinois Compiled Statutes 120/2.06  
(Destruction of Closed Session Audio Recordings)

Thank you.

TO: Board of Trustees  
FROM: Dr. Gayle Saunders   
DATE: October 20, 2015  
SUBJECT: Authorization in Compliance with 5 Illinois Compiled Statutes 120/2.06  
(Destruction of Closed Session Audio Recordings)

Mr. Chairman, Members of the Board, Section 120/2.06 of the Illinois Open Meetings Act states that the verbatim record of a closed session may be destroyed without notification to or the approval of a records commission or the State Archivist under the Local Records Act or the State Records Act no less than 18 months after the completion of the meeting recorded.

In addition, the Act states that the verbatim record may be destroyed only after the public body approves the destruction of a particular recording and the public body approves minutes of the closed session that complies with requirements for written minutes.


At this time, the verbatim recording of the closed sessions held March 18, 2014 and April 15, 2014 have met the required 18-month waiting period.

**Therefore, it is recommended that the Board of Trustees authorize the destruction of the verbatim records of the March 18, 2014 and April 15, 2014, closed sessions.**

Thank you.

**OLD BUSINESS**



TO: Board of Trustees  
FROM: Dr. Gayle Saunders   
DATE: October 20, 2015  
SUBJECT: Approval to Purchase Telephone System

Mr. Chairman, Members of the Board, our current telephone system has stopped manufacturing replacement hardware and on November 30, 2015 will cease issuing software updates and discontinue all forms of support. Due to this situation, the College needs to move forward with the purchase of a replacement telephone system for the main campus.

A Request for Proposal was issued to four companies. The committee felt that the vendor offering the lowest-cost solution failed to adequately address the needs of the College. The vendor with the next-to-the-lowest-cost solution, STL Communications of Chesterfield, MO provided a plan that meets the College's need, both in terms of cost and capabilities, and runs on industry-standard hardware and software. The cost of the new Telephone System will be funded by a municipal lease with Commerce Bank of Champaign which was authorized by the Board in March 2015.

**Therefore, it is recommended that the Board of Trustees direct the College Administration to contract with STL Communication of Chesterfield, MO, for the purchase of an Avaya IP Office Telephone System and related equipment for the cost of \$143,503.00**

Thank you.

Richland Community College  
One College Park  
Decatur, Illinois 62521



## MEMORANDUM

## BUSINESS SERVICES

**To:** Dr. Gayle Saunders

**From:** Greg Florian, VP Finance and Administration  
Joe Feinstein, Director, Technical and Facilities Operations

**Date:** October 6, 2015

**Re:** Telephone System Purchase

The Nortel Option 61C PBX Telephone System serves the College's main campus. In January of 2009, the telephone system manufacturer, Avaya Communications, stopped manufacturing replacement hardware components for this phone system. On November 30, 2015, Avaya Communications will cease issuing software updates & discontinue all forms of support for the system. When the College's current support agreement expires in June of 2016, the local Avaya reseller will also be unable to issue any type of support contract for the College's telephone system. Due to these circumstances, the College needs to move forward with the purchase of a replacement telephone system for the main campus.

We issued a Request for Proposal to telephone system vendors & received four responses. The responses were reviewed by a selection committee. After reviewing the technological merits, known reliability, expected lifespan, both initial & long-term cost, and alignment with the College's Strategic Plan, the committee felt that the vendor offering the lowest-cost solution failed to adequately address the needs of the College.

The vendor with the next-to-lowest-cost solution STL Communications of Chesterfield, MO. provided a plan that meets the College's needs, both in terms of cost & capabilities, and also runs on industry-standard hardware & software.

Companies submitting bids:

Company's Name	Location	Bid Amount
Vertical Communications	O'Fallon, MO	\$121,015
STL Communications	Chesterfield, MO	\$143,503
NetTech	Peoria, IL	\$184,053
Consolidated Communications	Mattoon, IL	\$190,149

As was the case with all four of the responses that we received, there are some additional hardware components that need to be purchased in order to complete the telephone system upgrade. The additional components can be obtained from other vendors at a lower price using State of Illinois purchasing agreements.

A brief timeline for the additional purchases & system implementation is provided below:

**November 2015**

- Formalize contract with the vendor.
- Collaborate to develop a discrete list of equipment required to complete the implementation of this system & begin purchasing of said equipment.
- Discuss any other pre-installation issues with the vendor and establish a timeline for the project.

**December 2015**

- Install power-over-Ethernet network switches after the end of the FA15 semester.
- Install virtual server to support the IP Office software application.
- If needed, bring additional purchase recommendations before the Board.

**January/February 2016**

- Vendor begins onsite equipment installation, system programming, and training.


**March/April 2016**

- Vendor completes onsite equipment installation, system programming, and training.

It is recommended that the Board of Trustees direct the College Administration to contract with STL Communications of Chesterfield, MO, for the purchase of an Avaya IP Office Telephone System & related equipment for the cost of \$143,503.

## FINANCIAL REPORT

TO: Board of Trustees

FROM: Dr. Gayle Saunders 

DATE: October 20, 2015

SUBJECT: Financial Report

Mr. Chairman, members of the Board, attached are the Treasurer's Report, Financial Statement and the Bills for Ratification.

Greg Florian will be available to explain the Treasurer's Report and Financial Statement and to answer any questions regarding the bills.

**Therefore, it is recommended that the Board of Trustees ratify the September 2015 bills paid and approve the Financial Statement to be filed for audit.**

Thank you.

Richland Community College

Financial Report  
September, 2015

Report -----	Page ----
Treasurer's Report	1
Revenue Summary-Education Fund	2
Revenue Summary-Operations and Maint	3
Revenue Summary-Operating Funds	4
Revenue Summary-Other Funds	5
Expenditure Summary by Major Function	8
Expenditure Summary by Operating Fund	10
Auxiliary Enterprise Fund	11
Restricted Purposes Fund-Grants	14
Expense Account Summary	16
Expenditure Summary by Cost Center	20
Bills Presented for Ratification	29

Richland Community College  
Treasurer's Report  
September 30, 2015

Fund	Balance 09/01/15	Receipts for Month	Disbursements for Month	Balance 09/30/15	Int. Bearing Accounts	Separate Inv. Instruments
Education Fund	1,255,313.15	6,605,977.32	(3,015,682.95)	4,845,607.52	3,995,607.52	850,000.00
Oper & Maint Restricted	832,102.51	57.00	(198,658.62)	633,500.89	415,211.38	218,289.51
Bond & Interest Fund	985,086.03	72.87	.00	985,158.90	985,158.90	.00
Auxiliary Enterprises	85,568.40	37,559.28	(53,395.93)	69,731.75	69,731.75	.00
Restricted Purposes Fd	1,250,853.09	668,848.26	(729,706.31)	1,189,995.04	668,975.90	521,019.14
Working Cash Fund	5,349,477.49	450.11	.00	5,349,927.60	4,349,592.47	1,000,335.13
Trust & Agency Fund	28,279.78	6,681.85	(4,476.28)	30,485.35	30,485.35	.00
Audit Fund	39,921.43	2.95	.00	39,924.38	39,924.38	.00
Liab,Protect,Settle	841,278.52	53.69	(23,250.00)	818,082.21	718,082.21	100,000.00
<b>Totals</b>	<b>10,667,880.40</b>	<b>7,319,703.33</b>	<b>(4,025,170.09)</b>	<b>13,962,413.64</b>	<b>11,272,769.86</b>	<b>2,689,643.78</b>

SEPARATE INVESTMENT INSTRUMENTS

Fund	Amount	Instrument	Rate	Maturity	Term/Months
EDUCATION FUND	300,000.00	CD-HPB	0.20	01/19/2016	6.0
EDUCATION FUND	300,000.00	CD-Busey	0.10	01/22/2016	6.0
EDUCATION FUND	250,000.00	CD-SOY	0.20	01/30/2016	12.0
O/M RESTR-GENERAL	218,289.52	CD-HPB	0.25	07/20/2016	12.0
RESTR-EQUIP REPLACEMENT	200,000.00	CD-HPB	0.10	10/30/2015	3.0
RESTR-PARTNER'S IN ED	16,549.23	CD-FNC	0.10	01/30/2016	6.0
RESTR-EQUIP REPLACEMENT	300,000.00	CD-HPB	0.25	08/10/2016	12.0
WORKING CASH FUND	301,891.70	CD-HPB	0.05	11/04/2015	3.0
WORKING CASH FUND	350,000.00	CD-HPB	0.25	11/22/2015	12.0
WORKING CASH FUND	110,000.00	CD-HPB	0.25	03/23/2016	12.0
WORKING CASH FUND	117,625.42	CD-Regns	0.01	03/26/2016	7.0
WORKING CASH FUND	120,811.05	CD-Regns	0.05	04/21/2016	13.0
LPS FUND	100,000.00	CD-Busey	0.10	09/27/2015	6.0

Richland Community College  
 Revenue Summary-Education Fund  
 For the month of September  
 1516

	Actual Rev 09/30/14	Actual Rev 06/30/15	%	Budget 1516	Actual Rev 09/30/15	%
<b>Fund: 01 Education Fund</b>						
<b>Local Government Sources</b>						
Current Taxes	5,619,070.53	6,048,995.25	92.9	6,090,859.00	5,634,230.23	92.5
Chargeback	7,440.27	14,658.30	50.8	6,000.00	3,940.44	65.7
Interest on Taxes	1.11	769.28	.1	1,000.00	.52	.1
<b>Local Government Sources</b>	<b>5,626,511.91</b>	<b>6,064,422.83</b>	<b>92.8</b>	<b>6,097,859.00</b>	<b>5,638,171.19</b>	<b>92.5</b>
<b>State Government Sources</b>						
ICCB Credit Hour Grants	50,000.00	1,777,516.28	2.8	1,779,435.00	.00	.0
ICCB Equalization Grant	.00	75,345.00	.0	50,000.00	.00	.0
ICCB CTE Formula Grant	.00	174,932.88	.0	167,847.00	.00	.0
Replacement Taxes	80,908.22	459,888.33	17.6	429,250.00	86,211.61	20.1
<b>State Government Sources</b>	<b>130,908.22</b>	<b>2,487,682.49</b>	<b>5.3</b>	<b>2,426,532.00</b>	<b>86,211.61</b>	<b>3.6</b>
<b>Student Tuition &amp; Fees</b>						
Tuition-Credit	2,969,230.20	5,227,089.07	56.8	5,573,606.00	3,020,642.84	54.2
Fees	399,396.97	769,492.06	51.9	866,954.00	496,583.00	57.3
<b>Student Tuition &amp; Fees</b>	<b>3,368,627.17</b>	<b>5,996,581.13</b>	<b>56.2</b>	<b>6,440,560.00</b>	<b>3,517,225.84</b>	<b>54.6</b>
<b>Other Revenue/Sources</b>						
Investment Revenue	45.53	1,583.08	2.9	2,000.00	126.22	6.3
Other Revenue	72,711.80	352,565.01	20.0	348,462.00	60,522.27	17.2
Transfer In	.00	10,257.75	.0	3,000.00	.00	.0
<b>Other Revenue/Sources</b>	<b>72,757.33</b>	<b>364,405.84</b>	<b>20.0</b>	<b>353,462.00</b>	<b>60,648.49</b>	<b>17.2</b>
<b>Total Revenue</b>	<b>9,198,804.63</b>	<b>14,913,092.29</b>	<b>61.7</b>	<b>15,318,413.00</b>	<b>9,302,257.13</b>	<b>60.7</b>

Richland Community College  
 Revenue Summary-Operations & Maint  
 For the month of September  
 1516

	Actual Rev 09/30/14	Actual Rev 06/30/15	%	Budget 1516	Actual Rev 09/30/15	%
<b>Fund: 02 Operations &amp; Maint</b>						
<b>Local Government Sources</b>						
Current Taxes	818,255.56	879,221.39	93.1	885,589.00	818,678.17	92.4
Interest on Taxes	.15	109.81	.1	500.00	.00	.0
<b>Local Government Sources</b>	<b>818,255.71</b>	<b>879,331.20</b>	<b>93.1</b>	<b>886,089.00</b>	<b>818,678.17</b>	<b>92.4</b>
<b>State Government Sources</b>						
ICCB Credit Hour Grants	.00	169,256.72	.0	156,912.00	.00	.0
<b>State Government Sources</b>	<b>.00</b>	<b>169,256.72</b>	<b>.0</b>	<b>156,912.00</b>	<b>.00</b>	<b>.0</b>
<b>Student Tuition &amp; Fees</b>						
Tuition-Credit	293,241.33	513,503.96	57.1	545,364.00	293,644.07	53.8
<b>Student Tuition &amp; Fees</b>	<b>293,241.33</b>	<b>513,503.96</b>	<b>57.1</b>	<b>545,364.00</b>	<b>293,644.07</b>	<b>53.8</b>
<b>Other Revenue/Sources</b>						
Other Revenue	48,304.17	359,870.68	13.4	354,120.00	49,073.58	13.9
<b>Other Revenue/Sources</b>	<b>48,304.17</b>	<b>359,870.68</b>	<b>13.4</b>	<b>354,120.00</b>	<b>49,073.58</b>	<b>13.9</b>
<b>Total Revenue</b>	<b>1,159,801.21</b>	<b>1,921,962.56</b>	<b>60.3</b>	<b>1,942,485.00</b>	<b>1,161,395.82</b>	<b>59.8</b>

Richland Community College  
 Revenue Summary-Operating Funds  
 For the month of September  
 1516

	Actual Rev 09/30/14	Actual Rev 06/30/15	%	Budget 1516	Actual Rev 09/30/15	%
<b>Total Operating Funds</b>						
<b>Local Government Sources</b>						
Current Taxes	6,437,326.09	6,928,216.64	92.9	6,976,448.00	6,452,908.40	92.5
Chargeback	7,440.27	14,658.30	50.8	6,000.00	3,940.44	65.7
Interest on Taxes	1.26	879.09	.1	1,500.00	.52	.0
<b>Local Government Sources</b>	<b>6,444,767.62</b>	<b>6,943,754.03</b>	<b>92.8</b>	<b>6,983,948.00</b>	<b>6,456,849.36</b>	<b>92.5</b>
<b>State Government Sources</b>						
ICCB Credit Hour Grants	50,000.00	1,946,773.00	2.6	1,936,347.00	.00	.0
ICCB Equalization Grant	.00	75,345.00	.0	50,000.00	.00	.0
ICCB CTE Formula Grant	.00	174,932.88	.0	167,847.00	.00	.0
Replacement Taxes	80,908.22	459,888.33	4.9	429,250.00	86,211.61	20.1
<b>State Government Sources</b>	<b>130,908.22</b>	<b>2,656,939.21</b>	<b>4.9</b>	<b>2,583,444.00</b>	<b>86,211.61</b>	<b>3.3</b>
<b>Student Tuition &amp; Fees</b>						
Tuition-Credit	3,262,471.53	5,740,593.03	56.8	6,118,970.00	3,314,286.91	54.2
Fees	399,396.97	769,492.06	51.9	866,954.00	496,583.00	57.3
<b>Student Tuition &amp; Fees</b>	<b>3,661,868.50</b>	<b>6,510,085.09</b>	<b>56.2</b>	<b>6,985,924.00</b>	<b>3,810,869.91</b>	<b>54.6</b>
<b>Other Revenue/Sources</b>						
Investment Revenue	45.53	1,583.08	2.9	2,000.00	126.22	6.3
Other Revenue	106,376.87	487,225.29	21.8	483,126.00	95,571.75	19.8
Transfer In	.00	10,257.75	.0	3,000.00	.00	.0
<b>Other Revenue/Sources</b>	<b>106,422.40</b>	<b>499,066.12</b>	<b>21.3</b>	<b>488,126.00</b>	<b>95,697.97</b>	<b>19.6</b>
<b>Total Revenue</b>	<b>10,343,966.74</b>	<b>16,609,844.45</b>	<b>62.3</b>	<b>17,041,442.00</b>	<b>10,449,628.85</b>	<b>61.3</b>

Richland Community College  
 Revenue Summary-Other Funds  
 For the month of September  
 1516

	Actual Rev 09/30/14	Actual Rev 06/30/15	%	Budget 1516	Actual Rev 09/30/15	%
<b>Fund: 03 Oper &amp; Maint Restricted</b>						
Interest on Investments	.00	442.54	.0	.00	.00	.0
Int on Cash/IL Funds Acc	1,152.87	1,467.11	78.6	1,000.00	135.24	13.5
Gifts/Donations	.00	1,492,771.31	.0	.00	.00	.0
Transfer In	.00	432,278.32	.0	.00	.00	.0
FundBalanceAppropriation	.00	.00	.0	1,175,000.00	.00	.0
Revenue-Misc/OtherSource	.00	31,998.11	.0	.00	.00	.0
<b>Total Revenue/Sources</b>	<b>1,152.87</b>	<b>1,958,957.39</b>	<b>.1</b>	<b>1,176,000.00</b>	<b>135.24</b>	<b>.0</b>
<b>Fund: 04 Bond &amp; Interest Fund</b>						
Current Taxes	2,264,343.36	2,435,644.39	93.0	2,409,953.16	2,216,896.75	92.0
Interest on Taxes	.49	312.57	.2	500.00	.10	.0
Int on Cash/IL Funds Acc	80.14	137.58	58.2	300.00	114.16	38.1
FundBalanceAppropriation	.00	.00	.0	12,334.84	.00	.0
<b>Total Revenue/Sources</b>	<b>2,264,423.99</b>	<b>2,436,094.54</b>	<b>93.0</b>	<b>2,423,088.00</b>	<b>2,217,011.01</b>	<b>91.5</b>
<b>Fund: 05 Auxiliary Enterprises</b>						
CPED Credit Revenue	106,277.00	408,443.50	26.0	367,500.00	79,582.00	21.7
NonCredit Revenue	51,397.20	129,525.07	39.7	239,818.00	74,538.50	31.1
ContractNoncreditRevenue	9,043.75	52,346.17	17.3	38,731.00	7,693.20	19.9
ICCB Credit Hour Grants	16,882.46	.00	.0	82,356.00	.00	.0
Fitness Tuition	7,560.00	18,396.00	41.1	40,000.00	7,906.00	19.8
Fitness Membership Fees	4,005.00	17,610.00	22.7	15,000.00	3,465.00	23.1
Clubs and Organizations	34,035.18	237,873.83	14.3	293,500.00	38,733.59	13.2
Int on Cash/IL Funds Acc	7.18	35.58	20.2	.00	8.15	.0
Shilling Community Cntr	5,060.00	37,326.00	13.6	52,815.00	10,627.50	20.1
Child Care Revenue	20,068.00	93,973.85	21.4	95,000.00	29,941.50	31.5
CCRS Paid Revenue	5,935.49	37,144.10	16.0	38,500.00	2,500.00	6.5
Child Care Transfer Rev	13,500.00	74,242.95	18.2	54,000.00	13,500.00	25.0
Copy Center Fees	6,302.69	39,933.98	15.8	36,000.00	12,865.99	35.7
Gifts/Donations	5,000.00	17,083.00	29.3	.00	.00	.0
Transfer In	.00	65,850.51	.0	96,000.00	.00	.0
Revenue-Contractual	2,461.50	4,172.50	59.0	1,500.00	3,461.00	230.7
Revenue-Misc/OtherSource	482.43	11,260.21	4.3	4,550.00	2,413.09	53.0
<b>Total Revenue/Sources</b>	<b>288,017.88</b>	<b>1,245,217.25</b>	<b>23.1</b>	<b>1,455,270.00</b>	<b>287,235.52</b>	<b>19.7</b>

Richland Community College  
 Revenue Summary-Other Funds  
 For the month of September  
 1516

	Actual Rev 09/30/14	Actual Rev 06/30/15	%	Budget 1516	Actual Rev 09/30/15	%
<b>Fund: 06 Restricted Purposes Fd</b>						
Financial Aid	1,271,763.20	7,793,656.63	16.3	7,421,364.00	938,743.09	12.6
Interest on Investments	.00	656.58	.0	.00	119.54	.0
Int on Cash/IL Funds Acc	22.00	190.59	11.5	.00	.51	.0
8th Grade Career-PIE	.00	3,524.67	.0	.00	.00	.0
College Fair Revenue-PIE	4,070.00	8,008.30	50.8	7,150.00	3,355.00	46.9
PartnersSaluteRevenuePIE	.00	5,735.00	.0	7,500.00	2,215.00	29.5
YouthLeadershipRev-PIE	4,700.00	4,795.00	98.0	6,800.00	5,600.00	82.4
Career On Wheels PIE	.00	379.78	.0	.00	.00	.0
Grants Revenue	77,783.53	1,648,439.35	4.7	528,663.86	36,549.48	6.9
Gifts/Donations	22,725.86	63,420.44	35.8	22,780.00	1,050.00	4.6
Contributions-PIE	10,025.00	15,110.00	66.3	15,392.00	931.00	6.0
Transfer In	.00	255,605.91	.0	50,000.00	.00	.0
FundBalanceAppropriation	9,034.81	3,171.92	284.8	11,783.31	1,198.38	10.2
Revenue-Contractual	.00	794,099.96	.0	.00	.00	.0
Revenue-Misc/OtherSource	9,112.50	33,182.02	27.5	.00	400.00	.0
<b>Total Revenue/Sources</b>	<b>1,409,236.90</b>	<b>10,629,976.15</b>	<b>13.3</b>	<b>8,071,433.17</b>	<b>990,162.00</b>	<b>12.3</b>
<b>Fund: 07 Working Cash Fund</b>						
Interest on Corp Cash	366.03	2,467.75	14.8	3,000.00	523.27	17.4
<b>Total Revenue/Sources</b>	<b>366.03</b>	<b>2,467.75</b>	<b>14.8</b>	<b>3,000.00</b>	<b>523.27</b>	<b>17.4</b>
<b>Fund: 10 Trust &amp; Agency Fund</b>						
Club Revenue	.00	24,094.88	.0	25,000.00	2,752.82	11.0
Int on Cash/IL Funds Acc	5.96	21.79	27.4	.00	3.29	.0
Transfer In	.00	1,600.00	.0	.00	.00	.0
Contributions	.00	55,500.00	.0	50,500.00	.00	.0
<b>Total Revenue/Sources</b>	<b>5.96</b>	<b>81,216.67</b>	<b>.0</b>	<b>75,500.00</b>	<b>2,756.11</b>	<b>3.7</b>

Richland Community College  
 Revenue Summary-Other Funds  
 For the month of September  
 1516

	Actual Rev 09/30/14	Actual Rev 06/30/15	%	Budget 1516	Actual Rev 09/30/15	%
Fund: 11 Audit Fund						
Current Taxes	62,687.82	68,358.77	91.7	71,719.00	78,367.77	109.3
Interest on Taxes	.01	4.32	.2	15.00	.02	.1
Int on Cash/IL Funds Acc	2.42	5.77	41.9	15.00	4.63	30.9
Total Revenue/Sources	62,690.25	68,368.86	91.7	71,749.00	78,372.42	109.2
Fund: 12 Liab, Protect, Settle						
Current Taxes	1,260,166.23	1,355,702.09	93.0	1,452,251.00	1,343,133.59	92.5
Interest on Taxes	.24	175.78	.1	200.00	.08	.0
Insurance-Student Fees	7,560.00	15,304.00	49.4	18,000.00	9,392.00	52.2
Interest on Investments	.00	26.03	.0	150.00	.00	.0
Int on Cash/IL Funds Acc	28.76	159.26	18.1	200.00	84.98	42.5
Total Revenue/Sources	1,267,755.23	1,371,367.16	92.4	1,470,801.00	1,352,610.65	92.0

Richland Community College  
Expenditure Summary by Major Function  
For the month of September  
25% of Fiscal Year 1516

	Budget 1516	** Actual Expended ** 09/30/2015	** %	Encumbered	*** Unencumbered *** Amount	*** %
<b>Fund: Education Fund</b>						
Office of Stu and Acad	87,505.00	16,719.98	19.11	.00	70,785.02	80.89
Business and Technology	2,215,458.00	518,570.93	23.41	20,280.62	1,676,606.45	75.68
Comm, Ed, Hum and Fine A	1,756,355.00	351,641.56	20.02	1,283.22	1,403,430.22	79.91
Math and Sciences	2,124,847.00	475,472.07	22.38	1,565.20	1,647,809.73	77.55
Health Professions	1,926,819.00	408,260.08	21.19	8,630.92	1,509,928.00	78.36
Enrollment Services	1,601,401.00	382,747.73	23.90	1,558.17	1,217,095.10	76.00
Academic Support-LRC	428,630.00	129,211.61	30.15	5,759.67	293,658.72	68.51
Retention Services	163,323.00	41,627.57	25.49	527.60	121,167.83	74.19
Technical Services Supp	385,509.00	182,736.46	47.40	8,199.21	194,573.33	50.47
Institutional Support	3,595,057.00	1,017,225.24	28.30	164,170.09	2,413,661.67	67.14
Scholarship and Waivers	425,000.00	276,325.01	65.02	.00	148,674.99	34.98
Clubs	42,509.00	11,386.50	26.79	.00	31,122.50	73.21
Transfer Out	566,000.00	.00	.00	.00	566,000.00	100.00
Total Education Fund	15,318,413.00	3,811,924.74	24.88	211,974.70	11,294,513.56	73.73
<b>Fund: Operations &amp; Maint</b>						
Maintenance	1,955,909.00	459,526.15	23.49	488,373.19	1,008,009.66	51.54
Total Operations & Maint	1,955,909.00	459,526.15	23.49	488,373.19	1,008,009.66	51.54
<b>Fund: Oper &amp; Maint Restricted</b>						
Protection,Health,Safety	1,175,000.00	944,772.55	80.41	.00	230,227.45	19.59
Maintenance	1,000.00	.00	.00	.00	1,000.00	100.00
Liability Protection	.00	.00	.00	.00	.00	.00
Total Oper & Maint Restricted	1,176,000.00	944,772.55	80.34	.00	231,227.45	19.66
<b>Fund: Bond &amp; Interest Fund</b>						
Bond and Interest	2,423,088.00	891,846.25	36.81	.00	1,531,241.75	63.19
Total Bond & Interest Fund	2,423,088.00	891,846.25	36.81	.00	1,531,241.75	63.19
<b>Fund: Auxiliary Enterprises</b>						
Instructional Programs	587,033.00	152,991.56	26.06	36,668.66	397,372.78	67.69
Auxiliary Services	624,546.00	142,771.71	22.86	20,675.84	461,098.45	73.83
Business/Community Educa	157,091.00	42,333.48	26.95	.00	114,757.52	73.05
Comm, Ed, Hum and Fine A	15,600.00	500.00	3.21	.00	15,100.00	96.79
Institutional Support	71,000.00	15,803.87	22.26	35,964.86	19,231.27	27.09

Richland Community College  
Expenditure Summary by Major Function  
For the month of September  
25% of Fiscal Year 1516

	Budget 1516	** Actual Expended 09/30/2015	** %	Encumbered	*** Unencumbered Amount	*** %
Total Auxiliary Enterprises	1,455,270.00	354,390.62	24.35	93,309.36	1,007,570.02	69.24
Fund: Restricted Purposes Fd						
Grants	650,069.17	608,369.67	93.59	36,337.73	5,361.77	.82
Financial Aid	7,421,364.00	2,764,458.86	37.25	.00	4,656,905.14	62.75
Total Restricted Purposes Fd	8,071,433.17	3,372,828.53	41.79	36,337.73	4,662,266.91	57.76
Fund: Working Cash Fund						
Transfer Out	3,000.00	.00	.00	.00	3,000.00	100.00
Total Working Cash Fund	3,000.00	.00	.00	.00	3,000.00	100.00
Fund: Trust & Agency Fund						
Clubs	75,500.00	25,064.68	33.20	9,373.08	41,062.24	54.39
Total Trust & Agency Fund	75,500.00	25,064.68	33.20	9,373.08	41,062.24	54.39
Fund: Audit Fund						
Institutional Support	15,378.00	4,040.27	26.27	.00	11,337.73	73.73
Audit	45,800.00	37,800.00	82.53	8,000.00	.00	.00
Contingency	10,571.00	.00	.00	.00	10,571.00	100.00
Total Audit Fund	71,749.00	41,840.27	58.31	8,000.00	21,908.73	30.54
Fund: Liab,Protect,Settle						
Liability Protection	1,325,433.00	342,099.02	25.81	347,537.59	635,796.39	47.97
Contingency	145,368.00	.00	.00	.00	145,368.00	100.00
Total Liab,Protect,Settle	1,470,801.00	342,099.02	23.26	347,537.59	781,164.39	53.11

Richland Community College  
Expenditure Summary-Operating Funds  
For the month of September  
25% of Fiscal Year 1516

	Actual Exp 09/30/14	** Actual Expense ** 06/30/15	%	Budget 1516	*** Actual Expense ** 09/30/15	%	Encumbered	*** Unencumbered *** %
<b>Fund: Education Fund</b>								
Salaries	2,829,730.31	10,959,620.97	25.8	10,913,629.00	2,472,700.21	22.7	356.25	8,440,572.54 77.3
Employee Benefits	467,116.82	2,065,914.17	22.6	1,931,754.00	515,327.23	26.7	.00	1,416,426.77 73.3
Contractual Services	188,015.77	262,191.98	71.7	313,007.00	206,049.60	65.8	2,249.00	104,708.40 33.5
Commodities	285,581.63	730,144.77	39.1	827,033.00	285,967.90	34.6	151,012.07	390,053.03 47.2
Travel	43,088.76	119,176.71	36.2	121,547.00	18,403.58	15.1	18,703.12	84,440.30 69.5
Fixed Charges	22,284.13	110,886.18	20.1	102,800.00	21,232.34	20.7	39,550.26	42,017.40 .4
Capital Outlay	.00	14,410.14	.0	.00	.00	.0	.00	.00 .0
Other	142,031.58	799,986.01	17.8	542,643.00	292,243.88	53.9	104.00	250,295.12 46.1
Transfer Out	.00	280,654.57	.0	566,000.00	.00	.0	.00	566,000.00 100.0
Contingency	.00	.00	.0	.00	.00	.0	.00	.00 .0
Total Expenditures	3,977,849.00	15,342,985.50	25.9	15,318,413.00	3,811,924.74	24.9	211,974.70	11,294,513.56 73.7
<b>Fund: Operations &amp; Maint</b>								
Salaries	112,836.13	400,798.88	28.2	417,227.00	102,268.25	24.5	.00	314,958.75 75.5
Employee Benefits	29,551.09	115,212.88	25.6	102,604.00	31,980.18	31.2	.00	70,623.82 68.8
Contractual Services	84,543.51	447,243.63	18.9	525,220.00	131,028.68	24.9	287,935.17	106,256.15 20.2
Commodities	19,434.60	100,242.92	19.4	157,050.00	29,223.25	18.6	25,170.80	102,655.95 65.4
Travel	380.71	680.22	56.0	1,100.00	28.60	2.6	.00	1,071.40 97.4
Fixed Charges	137,069.78	688,487.88	19.9	718,769.00	161,562.19	22.5	175,267.22	381,939.59 .5
Capital Outlay	.00	.00	.0	33,939.00	3,435.00	10.1	.00	30,504.00 89.9
Contingency	.00	.00	.0	.00	.00	.0	.00	.00 .0
Total Expenditures	383,814.82	1,752,666.41	21.9	1,955,909.00	459,526.15	23.5	488,373.19	1,008,009.66 51.5
<b>Total Operating Funds</b>								
Salaries	2,942,566.44	11,360,419.85	25.9	11,330,856.00	2,574,968.46	22.7	356.25	8,755,531.29 77.3
Employee Benefits	496,667.91	2,181,127.05	22.8	2,034,358.00	547,307.41	26.9	.00	1,487,050.59 73.1
Contractual Services	272,559.28	709,435.61	38.4	838,227.00	337,078.28	40.2	290,184.17	210,964.55 25.2
Commodities	305,016.23	830,387.69	36.7	984,083.00	315,191.15	32.0	176,182.87	492,708.98 50.1
Travel	43,469.47	119,856.93	36.3	122,647.00	18,432.18	15.0	18,703.12	85,511.70 69.7
Fixed Charges	159,352.91	799,374.06	19.9	821,569.00	182,794.53	22.2	214,817.48	423,956.99 51.6
Capital Outlay	.00	14,410.14	.0	33,939.00	3,435.00	10.1	.00	30,504.00 89.9
Other	142,031.58	799,986.01	17.8	542,643.00	292,243.88	53.9	104.00	250,295.12 46.1
Transfer Out	.00	280,654.57	.0	566,000.00	.00	.0	.00	566,000.00 100.0
Total Expenditures	4,361,663.82	17,095,651.91	25.5	17,274,322.00	4,271,450.89	24.7	700,347.89	12,302,523.22 71.2

Auxiliary Enterprises Fund  
Instructional Programs  
Statement of Revenue and Expense  
Cash Basis  
SEPT 1516

	Actual	Budget
Continuing and Professional Education		
-----		
Revenues:		
Fitness Center	11,371.00	55,000.00
6001 CDL	48,705.00	204,560.00
6002 Computer & Technology	10,407.00	20,347.00
6003 Dance	21,670.00	49,100.00
6004 Hobby & Leisure	22,741.00	93,300.00
6007 Safety-Industrial	25,334.50	294,817.00
6008 Shilling Rentals	10,627.50	52,815.00
6010 DOC-CPR/First Aid	0.00	15,000.00
6013 Culinary Arts	9,412.00	10,000.00
6027 Manufacturing Camp	15,000.00	0.00
Total Revenues	175,268.00	794,939.00
-----		
Expenses:		
Fitness Center	12,584.61	63,690.00
6000 CPED Admin Expenses	40,167.48	157,091.00
6001 CDL	42,349.87	158,278.00
6002 Computer & Technology	5,959.67	15,633.00
6003 Dance	11,189.79	48,742.00
6004 Hobby & Leisure	19,611.32	88,930.00
6007 Safety-Industrial	37,035.79	199,467.00
6008 Shilling Rentals	4,632.03	19,353.00
6010 DOC-CPR/First Aid	1,556.49	3,823.00
6013 Culinary Arts	5,135.92	8,880.00
6027 Manufacturing Camp	15,102.27	0.00
Total Expenses	195,325.24	763,887.00
Net Income (Loss)	(20,057.24)	31,052.00
-----		

Note: Credit Hour Reimbursement Revenue included above 0.00

Auxiliary Enterprises Fund  
 Outdoor Events  
 Statement of Revenue and Expense  
 Cash Basis  
 SEPT 1516

	Actual	Budget
<b>Revenues:</b>		
6014 Dance Productions	0.00	32,000.00
6019 Outdoor Events	1,400.00	3,500.00
6021 Concert	7,330.00	75,000.00
6024 Dog Show	0.00	7,000.00
6030 Misc Events	2,850.00	10,000.00
	-----	-----
Total Revenues	11,580.00	127,500.00
	-----	-----
<b>Expenses:</b>		
6014 Dance Productions	1,584.57	22,357.00
6019 Outdoor Events	15,814.62	115,266.00
6020 Farm Progress Show	5,601.43	2,500.00
6021 Concert	31,729.56	67,200.00
6024 Dog Show	0.00	1,200.00
6030 Misc Events	0.00	4,350.00
	-----	-----
Total Expenses	54,730.18	212,873.00
	-----	-----
Net Income (Loss)	(43,150.18)	(85,373.00)
	-----	-----

Auxiliary Enterprises Fund  
 Workforce Development  
 Statement of Revenue and Expense  
 Cash Basis  
 SEPT 1516

	Actual	Budget
<b>Revenues:</b>		
6009 Traffic Safety	8,544.20	43,331.00
8907 Culinary Restaurant	17,863.40	50,000.00
8908 Coffee Shop	9,350.15	57,500.00
8915 Misc Culinary Events	0.00	3,000.00
	-----	-----
Total Revenues	35,757.75	153,831.00
	-----	-----
<b>Expenses:</b>		
6009 Traffic Safety	9,278.41	43,927.00
8907 Culinary Restaurant	14,655.03	48,500.00
8908 Coffee Shop	5,134.62	57,500.00
8915 Misc Culinary Events	55.00	3,000.00
	-----	-----
Total Expenses	29,123.06	152,927.00
	-----	-----
Net Income (Loss)	6,634.69	904.00
	-----	-----

Richland Community College  
 Restricted Purposes Fund-Grants  
 SEPT 1516

	Grant Period	Budget	* Actual Expense	% *	Encumbered	** Unencumbered % **
<b>Federally Funded Grants</b>						
11117 ADM Sequestration Grant	07/01/2010 - 09/30/2018	71,185.50	17,184.63	24.14	1,605.60	52,395.27 73.60
11596 DCP-STOP Act	09/30/2014 - 09/29/2015	26,936.97	11,220.97	41.66	0.00	15,716.00 58.34
11695 DCP-Strategic Prevention	07/01/2015 - 06/30/2016	143,085.00	17,671.45	12.35	3,600.00	121,813.55 85.13
11615 Intelligent Monitor Sys	08/17/2015 -	14,781.00	2,845.12	19.25	0.00	11,935.88 80.75
11580 TRIO Grant	09/01/2014 - 08/30/2015	53,159.62	53,155.62	99.99	0.00	4.00 .01
11316 TrainingAssist/CareerTrg	10/01/2012 - 09/30/2016	9,525.46	9,525.46	100.00	0.00	0.00 .00
11680 Trio	09/01/2015 - 08/31/2016	0.00	19,942.57	0.00	0.00	-19,942.57 0.00
<b>Total</b>		<b>318,673.55</b>	<b>131,545.82</b>	<b>41.28</b>	<b>8,733.46</b>	<b>178,394.27 55.98</b>
<b>State Funded Grants</b>						
11654 Adult Ed Performance Grt	07/01/2015 - 06/30/2016	0.00	1,535.84	0.00	0.00	-1,535.84 0.00
11660 Adult Ed Public Assist	07/01/2015 - 06/30/2016	0.00	2,909.69	0.00	0.00	-2,909.69 0.00
11672 Adult Ed State Basic	07/01/2015 - 06/30/2016	0.00	12,126.00	0.00	0.00	-12,126.00 0.00
11620 Co-OpWorkStudy-IBHE	07/01/2015 - 06/30/2015	18,494.00	0.00	0.00	0.00	18,494.00 0.00
11540 Decatur DOC	10/01/2014 - 09/30/2015	0.00	68,208.35	0.00	4,207.49	-72,415.84 0.00
11618 Hwy Construct Career Grt	07/01/2015 - 06/30/2016	0.00	8,170.61	0.00	10,154.23	-18,324.84 0.00
11541 Lincoln DOC	10/01/2014 - 09/30/2015	0.00	52,122.28	0.00	297.66	-52,419.94 0.00
11542 Logan DOC	10/01/2014 - 09/30/2015	0.00	89,243.95	0.00	346.39	-89,590.34 0.00
11664 SOS Literacy Grant	07/01/2015 - 06/30/2016	0.00	37,123.16	0.00	0.00	-37,123.16 0.00
11566 Workplace Skills Enhance	07/01/2014 - 08/15/2015	5,133.31	5,431.48	105.81	0.00	- 298.17 - 5.81
<b>Total</b>		<b>23,627.31</b>	<b>276,871.36</b>	<b>0.00</b>	<b>20,576.77</b>	<b>-273,820.82 0.00</b>
<b>Locally Funded Grants</b>						
11322 AACCC Plus 50 Grant	04/01/2013 -	1,198.38	2,211.40	184.53	0.00	-1,013.02 - 84.53
8999 Decatur Comm Partnership	10/01/2007 -	0.00	10.00	0.00	0.00	- 10.00 0.00
11373 Literacy Grant-EdCO	03/01/2013 -	10,584.93	1,695.02	16.01	0.00	8,889.91 83.99
<b>Total</b>		<b>11,783.31</b>	<b>3,916.42</b>	<b>33.24</b>	<b>0.00</b>	<b>7,866.89 66.76</b>
<b>Cash/RCC Restricted Programs</b>						
9098 Partners in Education	-	86,842.00	20,907.79	24.08	0.00	65,934.21 75.92
11458 Project READ	07/01/2013 -	0.00	9,039.86	0.00	0.00	-9,039.86 0.00
<b>Total</b>		<b>86,842.00</b>	<b>29,947.65</b>	<b>34.49</b>	<b>0.00</b>	<b>56,894.35 65.51</b>

Richland Community College  
 Restricted Purposes Fund-Grants  
 SEPT 1516

	Grant Period	Budget	* Actual Expense	% *	Encumbered	** Unencumbered % **
<b>RCC- Foundation Funded Grants</b>						
-----						
11633	Foundation Gifts to RCC 07/01/2015 - 06/30/2016	22,780.00	8,100.84	35.56	5,787.50	8,891.66 39.03
	Total	22,780.00	8,100.84	35.56	5,787.50	8,891.66 39.03
<b>Fed Funded through State</b>						
-----						
11612	Carl Perkins - ICCB 07/01/2015 - 06/30/2016	186,363.00	117,664.34	63.14	0.00	68,698.66 36.86
11632	Federal Adult Ed Basic 07/01/2015 - 06/30/2016	0.00	10,344.84	0.00	0.00	-10,344.84 0.00
11656	Program Improvement Grnt 07/01/2015 - 06/30/2016	0.00	10,201.00	0.00	0.00	-10,201.00 0.00
	Total	186,363.00	138,210.18	74.16	0.00	48,152.82 25.84
	Total Grants	650,069.17	588,592.27	90.54	35,097.73	26,379.17 4.06

Richland Community College  
ACCOUNT SUMMARY  
SEPT 1516

Fund: Education Fund Acct Description	Month	Full Year	Year to Date		Pct	Variance
	Actual	Budget	Actual	Encumbered		
51100 Administrative Staff Sal	170,980.66	1,896,229.00	481,892.60	0.00	25.4	1,414,336.40
51102 Administrative Staff-PT	3,500.00	42,840.00	10,500.00	0.00	24.5	32,340.00
51200 Professional/Tech Salary	62,148.56	691,520.00	182,434.82	0.00	26.4	509,085.18
51201 Professional/Tech-PT	1,998.07	25,885.00	5,200.07	0.00	20.1	20,684.93
51202 Professional/Tech-PT	2,152.92	28,500.00	11,750.34	0.00	41.2	16,749.66
51310 F/T Faculty Salary	355,510.00	4,134,223.00	534,622.10	0.00	12.9	3,599,600.90
51315 F/T Faculty-Summer Sal	0.00	339,875.00	324,575.25	0.00	95.5	15,299.75
51320 P/T Faculty Salary	113,770.72	954,278.00	171,562.50	0.00	18.0	782,715.50
51325 P/T Faculty-Summer Sal	0.00	109,632.00	89,937.17	0.00	82.0	19,694.83
51340 Overload Salary	52,690.27	389,540.00	87,127.91	0.00	22.4	302,412.09
51345 Clinical Risk Stipends	3,555.56	35,900.00	7,833.34	0.00	21.8	28,066.66
51350 Independent Study Salary	660.00	4,250.00	5,290.00	0.00	124.5	-1,040.00
51356 Subs Instructors Salary	1,156.38	10,030.00	2,348.99	0.00	23.4	7,681.01
51360 LabFacilitators	2,812.76	32,000.00	4,651.72	0.00	14.5	27,348.28
51362 Faculty Tutors Salary	9,744.64	130,000.00	17,965.63	0.00	13.8	112,034.37
51400 Supervisory Staff Salary	39,119.01	465,398.00	116,160.61	0.00	25.0	349,237.39
51500 Academic Support Salary	14,615.74	175,389.00	43,847.22	0.00	25.0	131,541.78
51502 Academic Support-PT	13,453.87	167,760.00	70,618.19	0.00	42.1	97,141.81
51610 F/T Classified Salary	84,914.42	1,120,274.00	261,715.84	0.00	23.4	858,558.16
51620 P/T Classified Salary	4,641.22	65,712.00	17,364.43	0.00	26.4	48,347.57
51630 Classified-Temporary	344.38	1,000.00	1,584.14	0.00	158.4	-584.14
51800 Student Workers Salary	3,644.46	30,850.00	9,852.65	0.00	31.9	20,997.35
51906 Interpreter Salary	1,647.00	25,000.00	4,671.05	356.25	20.1	19,972.70
51912 Test Proctor Salary	404.63	7,100.00	913.51	0.00	12.9	6,186.49
51918 Overtime Wages	409.03	4,400.00	1,234.36	0.00	28.1	3,165.64
51935 SURS Fringe Benefit	3,192.12	26,044.00	7,045.77	0.00	27.1	18,998.23
52080 SURS-RetireeHealthContri	3,972.00	47,442.00	11,768.07	0.00	24.8	35,673.93
52100 EmployeeBenefitsTotal	0.00	4,000.00	-2.33	0.00	.1	4,002.33
52101 Group Medical Ins	157,773.28	1,721,701.00	445,091.12	0.00	25.9	1,276,609.88
52102 Group Dental Ins	5,653.79	68,404.00	15,573.33	0.00	22.8	52,830.67
52104 Group Life Ins	2,825.47	34,828.00	7,840.93	0.00	22.5	26,987.07
52105 Group LTD Ins	1,777.09	21,379.00	4,982.51	0.00	23.3	16,396.49
52106 Long-Term Care Ins	0.00	4,000.00	3,853.39	0.00	96.3	146.61
52300 Workers Compensation	33.62	0.00	408.08	0.00	.0	-408.08
52705 Grants Share of SURS	939.88	0.00	939.88	0.00	.0	-939.88
52750 Staff/Family Waivers	1,828.00	30,000.00	24,872.25	0.00	82.9	5,127.75
52800 FTCA-Social Security	-16.86	0.00	0.00	0.00	.0	0.00
53200 Consultants/Workshops	0.00	11,350.00	0.00	0.00	.0	11,350.00
53205 Admin Computer-Maint	0.00	193,089.00	192,740.54	0.00	99.8	348.46
53400 Equip Repair/Maint Agree	369.00	25,858.00	2,533.49	749.00	12.7	22,575.51
53500 Legal Services-Admin	0.00	36,000.00	0.00	0.00	.0	36,000.00
53900 Contractual-Other	1,146.30	26,850.00	2,957.67	0.00	11.0	23,892.33
53938 Tuition	0.00	3,000.00	0.00	0.00	.0	3,000.00
53955 Faculty Development	412.50	710.00	412.50	0.00	58.1	297.50
53974 Resource Persons	0.00	200.00	0.00	0.00	.0	200.00
53975 Professional Fees	0.00	8,000.00	5,376.25	0.00	67.2	2,623.75
53985 Accreditation Fees	0.00	4,950.00	0.00	0.00	30.3	3,450.00
53993 Employee Recognition EAT	59.00	1,600.00	831.00	0.00	51.9	769.00
53994 Employee Awards	586.40	0.00	586.40	0.00	.0	-586.40
53995 Meals	311.10	700.00	611.75	0.00	87.4	88.25
53998 Student Awards	0.00	700.00	0.00	0.00	.0	700.00

Richland Community College

ACCOUNT SUMMARY

SEPT 1516

Fund: Education Fund	Month	Full Year	Year to Date		Pct	Variance
Acct Description	Actual	Budget	Actual	Encumbered		
54101 Office Supplies	1,452.34	24,172.00	7,154.63	0.00	29.6	17,017.37
54102 Instructional Supplies	21,027.32	145,188.00	31,192.06	14,606.84	31.5	99,389.10
54200 Printing	2,478.59	34,273.00	8,652.07	14,369.61	67.2	11,251.32
54205 Credit Schedules	0.00	11,000.00	0.00	0.00	.0	11,000.00
54210 Catalog Printing	0.00	6,100.00	3,081.86	0.00	50.5	3,018.14
54400 Materials	-3,862.63	74,565.50	12,650.72	4,317.84	22.8	57,596.94
54401 Audio Visual Materials	70.00	7,700.00	3,891.65	1,191.25	66.0	2,617.10
54402 Postage	1,692.45	33,319.00	4,441.22	0.00	13.3	28,877.78
54408 Computer Software	22,535.21	148,715.50	110,119.77	2,090.00	75.5	36,505.73
54413 Transcripts	0.00	25,000.00	13,000.00	0.00	52.0	12,000.00
54515 Reference Materials	0.00	1,700.00	0.00	631.16	37.1	1,068.84
54520 Books-Library Collection	3,692.82	12,500.00	4,183.18	3,000.00	57.5	5,316.82
54600 Publications & Dues	13,448.27	129,864.00	69,991.27	5,219.00	57.9	54,653.73
54700 Advertising	13,117.23	162,950.00	17,198.73	105,461.37	75.3	40,289.90
54705 Specialities	0.00	2,300.00	-51.79	0.00	- 2.3	2,351.79
54710 WISE Activities	0.00	900.00	0.00	0.00	.0	900.00
54905 Graphic Supplies	326.31	6,220.00	326.31	0.00	5.2	5,893.69
54908 Laundry/Linen Supplies	69.09	566.00	136.22	125.00	46.2	304.78
55100 Meeting Expense	603.32	21,718.00	1,071.99	500.00	7.2	20,146.01
55150 Registration Fees	2,120.00	23,138.00	5,696.00	2,583.00	35.8	14,855.00
55200 Travel-In State	1,767.60	24,419.00	1,849.37	1,642.86	14.3	20,926.77
55204 Travel-In State Mileage	431.25	7,952.00	1,571.96	7,180.89	110.1	-800.85
55300 Travel-Out of State	4,627.01	43,320.00	8,214.26	6,796.37	34.7	28,309.37
55400 Recruitment	0.00	1,000.00	0.00	0.00	.0	1,000.00
56200 Equipment Rental	6,201.91	45,000.00	9,171.06	30,569.26	88.3	5,259.68
56800 Bank Card Fees	1,039.36	20,000.00	6,120.36	0.00	30.6	13,879.64
56810 Collection Co Charges	0.00	10,000.00	59.33	0.00	.6	9,940.67
56815 Graduation Expense	0.00	16,200.00	-5.00	0.00	- .0	16,205.00
57500 Telephone	50.02	600.00	100.04	0.00	16.7	499.96
57700 Telecommunications	2,368.35	11,000.00	5,786.55	8,981.00	134.3	-3,767.55
59040 Write-Offs	54,720.11	25,000.00	63,219.75	0.00	252.9	-38,219.75
59300 Chargeback Expense	0.00	30,000.00	1,817.36	0.00	6.1	28,182.64
59405 Tuition Waiver	4,212.00	240,000.00	211,287.90	0.00	88.0	28,712.10
59415 Illinois Veterans Grants	0.00	100,000.00	0.00	0.00	.0	100,000.00
59416 Unfunded ING/MIA/POW	0.00	30,000.00	0.00	0.00	.0	30,000.00
59901 Contributions	14,640.00	104,500.00	14,640.00	0.00	14.0	89,860.00
59965 Bank Service Charges	16.00	7,500.00	1,315.67	104.00	18.9	6,080.33
59999 Expense-Other	-18.40	5,643.00	-36.80	0.00	- .7	5,679.80
71000 Transfer Out	1,293,562.52	14,752,413.00	3,811,924.74	211,974.70	27.3	10,728,513.56
	0.00	566,000.00	0.00	0.00	0.0	566,000.00
01 Education Fund	1,293,562.52	15,318,413.00	3,811,924.74	211,974.70	26.3	11,294,513.56

Richland Community College  
ACCOUNT SUMMARY

SEPT 1516

Fund: Operations & Maint Acct Description	Month Actual	Full Year Budget	Year to Date		Encumbered	Pct	Variance
			Actual	-----			
51100 Administrative Staff Sal	5,666.02	67,992.00	16,998.04	0.00	0.00	25.0	50,993.96
51200 Professional/Tech Salary	2,859.15	26,810.00	7,327.51	0.00	0.00	27.3	19,482.49
51400 Supervisory Staff Salary	9,764.30	117,172.00	29,292.90	0.00	0.00	25.0	87,879.10
51610 F/T Classified Salary	1,499.04	26,202.00	4,772.07	0.00	0.00	18.2	21,429.93
51700 Custodial,Maint Stf Sal	13,958.71	168,551.00	40,977.76	0.00	0.00	24.3	127,573.24
51800 Student Workers Salary	0.00	3,500.00	0.00	0.00	0.00	.0	3,500.00
51918 Overtime Wages	218.01	7,000.00	2,899.97	0.00	0.00	41.4	4,100.03
52080 SURS-RetireeHealthContri	169.78	2,034.00	511.21	0.00	0.00	25.1	1,522.79
52101 Group Medical Ins	8,773.73	94,079.00	26,321.18	0.00	0.00	28.0	67,757.82
52102 Group Dental Ins	322.92	3,814.00	968.76	0.00	0.00	25.4	2,845.24
52104 Group Life Ins	138.30	1,660.00	414.90	0.00	0.00	25.0	1,245.10
52105 Group LTD Ins	84.71	1,017.00	254.13	0.00	0.00	25.0	762.87
52750 Staff/Family Waivers	0.00	0.00	3,510.00	0.00	0.00	.0	-3,510.00
53400 Equip Repair/Maint Agree	11,124.94	82,000.00	22,341.01	12,277.52	42.2	47.3	47,381.47
53405 Telephone Maint Agree	610.67	11,000.00	1,221.34	6,106.70	66.6	3.7	3,671.96
53410 Custodial Services	60,851.80	369,880.00	92,728.41	245,385.09	91.4	3.1	31,766.50
53415 Security	827.56	9,890.00	2,226.32	7,663.68	100.0	0.0	0.00
53420 Building Repair/Maint	0.00	7,000.00	0.00	0.00	0.00	.0	7,000.00
53900 Contractual-Other	10,342.65	21,750.00	9,809.60	3,479.70	61.1	8.4	8,460.70
53910 Pest Control	997.00	13,200.00	2,702.00	7,460.00	77.0	3.3	3,038.00
53915 Snow/Grounds	0.00	10,500.00	0.00	5,562.48	53.0	4.9	4,937.52
54101 Office Supplies	85.11	600.00	514.93	0.00	0.00	85.8	85.07
54104 Maintenance Supplies	3,305.00	112,900.00	14,706.96	20,420.31	31.1	7.7	77,772.73
54105 Vehicle Expense	271.10	18,000.00	6,530.81	2,765.95	51.6	8.7	8,703.24
54107 Wind Turbine Maintenance	1,718.06	16,000.00	6,125.11	0.00	0.00	38.3	9,874.89
54200 Printing	0.00	850.00	149.54	0.00	0.00	17.6	700.46
54400 Materials	-324.74	400.00	155.98	0.00	0.00	39.0	244.02
54402 Postage	0.49	450.00	34.46	0.00	0.00	7.7	415.54
54600 Publications & Dues	0.00	1,550.00	490.00	0.00	0.00	31.6	1,060.00
54700 Advertising	0.00	300.00	0.00	0.00	0.00	.0	300.00
54910 Uniforms	211.31	6,000.00	515.46	1,984.54	41.7	3.5	3,500.00
55100 Meeting Expense	0.00	100.00	0.00	0.00	0.00	.0	100.00
55150 Registration Fees	0.00	250.00	0.00	0.00	0.00	.0	250.00
55200 Travel-In State	0.00	250.00	28.60	0.00	0.00	11.4	221.40
55300 Travel-Out of State	0.00	500.00	0.00	0.00	0.00	.0	500.00
56100 Facility Rental	10,949.25	131,355.00	34,347.75	98,543.25	101.2	-1.3	-1,536.00
56200 Equipment Rental	0.00	2,800.00	75.00	75.00	5.4	2.6	2,650.00
56600 Install Pymt Lease/Purch	6,664.91	79,764.00	19,994.73	59,984.19	100.3	-2.4	-214.92
56750 Property Taxes	0.00	15,450.00	16,086.54	0.00	0.00	104.1	-636.54
57150 Propane	283.91	7,500.00	283.91	516.09	10.7	6.7	6,700.00
57300 Electricity and Nat Gas	27,496.80	384,800.00	68,071.49	0.00	0.00	17.7	316,728.51
57400 Water,Sewage	3,436.34	29,300.00	5,957.06	0.00	0.00	20.3	23,342.94
57500 Telephone	3,384.07	44,300.00	12,283.01	3,007.39	34.5	2.9	29,009.60
57600 Refuse Disposal	1,378.74	20,500.00	4,350.70	13,141.30	85.3	3.0	3,008.00
57700 Telecommunications	112.00	3,000.00	112.00	0.00	0.00	3.7	2,888.00
58400 Building Improvements	0.00	30,489.00	0.00	0.00	0.00	.0	30,489.00
58700 Equipment-Service	3,435.00	3,450.00	3,435.00	0.00	0.00	99.6	15.00
71000 Transfer Out	190,616.64	1,955,909.00	459,526.15	488,373.19	48.5	1,008.0	1,008,009.66
	0.00	0.00	0.00	0.00	0.00	0.0	0.00

Richland Community College

ACCOUNT SUMMARY

SEPT 1516

Fund: Operations & Maint	Month	Full Year	Year to Date	Pct	Variance
Acct Description	Actual	Budget	Actual	Encumbered	
02 Operations & Maint	190,616.64	1,955,909.00	459,526.15	488,373.19	48.5
					1,008,009.66

Richland Community College  
Expenditure Summary by Cost Center  
For the month of September  
25% of Fiscal Year 1516

	Budget 1516	** Actual Expended ** 09/30/2015	** %	Encumbered	*** Unencumbered ***	**** %
<b>Fund: Education Fund</b>						
<b>Costs for Office of Stu and Acad</b>						
GED-AB & ASE	30,310.00	3,358.43	11.08	.00	26,951.57	88.92
DOC General Studies	46,900.00	12,966.36	27.65	.00	33,933.64	72.35
Honors Program	3,540.00	395.19	11.16	.00	3,144.81	88.84
Online Learning	136,286.00	33,612.18	24.66	.00	102,673.82	75.34
Diversity	6,755.00	.00	.00	.00	6,755.00	100.00
<b>Total Office of Stu and Acad</b>	<b>223,791.00</b>	<b>50,332.16</b>	<b>22.49</b>	<b>.00</b>	<b>173,458.84</b>	<b>77.51</b>
<b>Costs for Business and Technology</b>						
Business/Technology/Dean	140,879.23	36,699.48	26.05	.00	104,179.75	73.95
Accounting/Business	274,024.00	66,012.73	24.09	26.98	207,984.29	75.90
Culinary Arts	228,262.00	56,182.96	24.61	2,203.95	169,875.09	74.42
Information Tech-OccTech	230,271.00	59,486.25	25.83	796.12	169,988.63	73.82
Office Tech-Bus Occ	129,814.00	31,335.68	24.14	.00	98,478.32	75.86
Automotive-Tech Occ	117,411.00	25,973.73	22.12	1,378.07	90,059.20	76.70
Collision Repair Tech	92,688.77	25,037.49	27.01	749.54	66,901.74	72.18
Drafting/DesignEngineer	70,114.00	13,392.44	19.10	.00	56,721.56	80.90
Diesel Med/Hvy Trk Tech	86,049.00	16,657.31	19.36	4,437.63	64,954.06	75.48
Heating,Vent,AC-Tech Occ	99,198.00	15,613.12	15.74	1,590.00	81,994.88	82.66
Engineering Technology	388,392.00	89,763.00	23.11	617.37	298,011.63	76.73
Welding-Technical Occ	202,460.00	53,766.85	26.56	4,145.85	144,547.30	71.40
Health Information Tech	155,895.00	28,649.89	18.38	3,975.11	123,270.00	79.07
<b>Total Business and Technology</b>	<b>2,215,458.00</b>	<b>518,570.93</b>	<b>23.41</b>	<b>19,920.62</b>	<b>1,676,966.45</b>	<b>75.69</b>
<b>Costs for Comm, Ed, Hum and Fine A</b>						
Humanities - Dean	162,777.00	36,701.28	22.55	1,283.22	124,792.50	76.66
Art-Baccalaureate	143,422.00	28,591.82	19.94	.00	114,830.18	80.06
Erlanson Art Gallery	7,800.00	1,332.98	17.09	.00	6,467.02	82.91
African Amer Stu-Baccal	44,564.00	16,823.64	37.75	.00	27,740.36	62.25
Engl/Human/Journal-Bacca	920,487.00	172,064.02	18.69	.00	748,422.98	81.31
Foreign lang-Baccal	75,221.00	10,065.26	13.38	.00	65,155.74	86.62
Music-Baccalaureate	23,374.00	5,482.97	23.46	.00	17,891.03	76.54
Dance-Baccalaureate	513.00	147.86	28.82	.00	365.14	71.18
Philosophy-Baccalaureate	125,548.00	21,854.86	17.41	.00	103,693.14	82.59
Speech/Forensic/Drama	127,754.00	38,090.90	29.82	.00	89,663.10	70.18
EarlyChildhoodEduc-AAS	86,442.00	15,840.05	18.32	.00	70,601.95	81.68
Education-Baccalaureate	38,453.00	4,645.92	12.08	.00	33,807.08	87.92
<b>Total Comm, Ed, Hum and Fine</b>	<b>1,756,355.00</b>	<b>351,641.56</b>	<b>20.02</b>	<b>1,283.22</b>	<b>1,403,430.22</b>	<b>79.91</b>
<b>Costs for Math and Sciences</b>						
Engineering-Baccal	25,958.00	6,015.98	23.18	.00	19,942.02	76.82
Math-Baccalaureate	566,782.00	129,655.07	22.88	.00	437,126.93	77.12
Phys Sci/Physic-Baccal	67,962.00	11,516.14	16.94	.00	56,445.86	83.06
Biology-Baccalaureate	424,354.00	98,632.13	23.24	1,565.20	324,156.67	76.39
General Science	22,031.00	2,180.44	9.90	.00	19,850.56	90.10

Richland Community College  
Expenditure Summary by Cost Center  
For the month of September  
25% of Fiscal Year 1516

	Budget 1516	** Actual Expended 09/30/2015	** %	Encumbered	*** Unencumbered	**** %
Chemistry-Baccalaureate	123,174.00	22,155.04	17.99	.00	101,018.96	82.01
Earth Science-Baccal	15,586.00	3,070.57	19.70	.00	12,515.43	80.30
Economics-Baccalaureate	71,757.00	16,707.97	23.28	.00	55,049.03	76.72
Fire Science-Tech Occ	64,492.00	12,668.78	19.64	.00	51,823.22	80.36
Health Ed/Rec-Baccal	5,670.00	852.75	15.04	.00	4,817.25	84.96
History-Baccalaureate	191,402.00	47,614.70	24.88	.00	143,787.30	75.12
CriminalJustice-Tech Occ	34,080.00	9,668.72	28.37	.00	24,411.28	71.63
Political Sci-Baccal	26,087.00	5,833.89	22.36	.00	20,253.11	77.64
Psychology-Baccalaureate	221,463.00	46,983.60	21.22	.00	174,479.40	78.78
Sociology-Baccalaureate	121,834.00	22,746.59	18.67	.00	99,087.41	81.33
Math/Science Dean	142,215.00	39,169.70	27.54	.00	103,045.30	72.46
Total Math and Sciences	2,124,847.00	475,472.07	22.38	1,565.20	1,647,809.73	77.55
Costs for Health Professions	221,454.00	52,199.75	23.57	75.00	169,179.25	76.39
HealthProfessions Dean	200,165.00	69,079.46	34.51	394.56	130,690.98	65.29
Allied Health	81,854.00	13,329.56	16.28	525.56	67,998.88	83.07
Human Simulator	215,575.00	61,564.59	28.56	3,014.44	150,995.97	70.04
Radiology Tech-Hlth Occ	243,851.00	59,310.18	24.32	4,566.45	179,974.37	73.81
Surgical Tech-Health Occ	133,093.00	20,075.92	15.08	.00	113,017.08	84.92
Nursing LPN -Health Occ	830,827.00	132,700.62	15.97	24.91	698,101.47	84.02
AAS Nursing -Health Occ						
Total Health Professions	1,926,819.00	408,260.08	21.19	8,600.92	1,509,958.00	78.37
Costs for Enrollment Services	289,658.00	63,350.89	21.87	576.17	225,730.94	77.93
Admission and Recruitment	361,870.00	73,017.41	20.18	815.25	288,037.34	79.60
Academic Success	95,925.00	11,560.89	12.05	.00	84,364.11	87.95
Math Enrichment Center	278,472.00	80,155.82	28.78	.00	198,316.18	71.22
Advising and Records	197,520.00	55,742.60	28.22	.00	141,777.40	71.78
Counseling Services	5,105.00	2,601.55	50.96	.00	2,503.45	49.04
Career Services	48,581.00	12,958.37	26.67	.00	35,622.63	73.33
Student Support	324,270.00	83,360.20	25.71	166.75	240,743.05	74.24
Fin Aid & Vet Affairs						
Total Enrollment Services	1,601,401.00	382,747.73	23.90	1,558.17	1,217,095.10	76.00
Costs for Academic Support-LRC	11,500.00	4,678.81	40.69	459.26	6,361.93	55.32
LRC Audio Visual	280,844.00	90,920.62	32.37	4,669.25	185,254.13	65.96
LRC						
Total Academic Support-LRC	292,344.00	95,599.43	32.70	5,128.51	191,616.06	65.54
LearningAccommodation	.00	552.00	.00	.00	-552.00	.00
Enrollment/Retention Svcs	163,323.00	41,075.57	25.15	527.60	121,719.83	74.53
Total Retention Services	163,323.00	41,627.57	25.49	527.60	121,167.83	74.19

Richland Community College  
Expenditure Summary by Cost Center  
For the month of September  
25% of Fiscal Year 1516

	Budget 1516	** Actual Expended 09/30/2015	** %	Encumbered	*** Unencumbered	**** %
<b>Costs for Technical Services Supp</b>						
NetworkingSupport	108,649.00	93,005.02	85.60	.00	15,643.98	14.40
Academic Lab Support	42,664.00	27,032.57	63.36	8,199.21	7,432.22	17.42
TechnicalServicesSupport	234,196.00	62,698.87	26.77	.00	171,497.13	73.23
<b>Total Technical Services Supp</b>	<b>385,509.00</b>	<b>182,736.46</b>	<b>47.40</b>	<b>8,199.21</b>	<b>194,573.33</b>	<b>50.47</b>
<b>Costs for Institutional Support</b>						
Fairview Park Plaza	22,020.00	6,065.34	27.54	.00	15,954.66	72.46
Clinton Center	51,581.00	6,536.81	12.67	.00	45,044.19	87.33
Administrative Info Syst	438,280.00	255,118.50	58.21	.00	183,161.50	41.79
VP Economic Development	151,687.00	37,708.12	24.86	.00	113,978.88	75.14
Board of Trustees	58,555.00	9,166.07	15.65	4,683.50	44,705.43	76.35
Presidents Office	557,101.00	163,945.22	29.43	5,759.50	387,396.28	69.54
Business Office	344,948.00	89,031.31	25.81	521.34	255,395.35	74.04
Vice Pres Fin & Admin	184,431.00	46,980.49	25.47	281.00	137,169.51	74.37
VP Academic Services	308,808.00	75,970.41	24.60	540.00	232,297.59	75.22
General Expenses	270,923.00	54,324.48	20.05	7,547.00	209,051.52	77.16
Copiers	38,000.00	8,180.63	21.53	37,495.87	-7,676.50	-20.20
Copy Center	97,849.00	24,600.49	25.14	55.00	73,193.51	74.80
Graphics	114,911.00	26,155.32	22.76	.00	88,755.68	77.24
Marketing	372,740.00	58,678.65	15.74	105,189.37	208,871.98	56.04
Employee Relations	2,100.00	.00	.00	.00	2,100.00	100.00
Human Resources	198,707.00	54,045.21	27.20	272.00	144,389.79	72.66
Instituti Effectiveness	162,354.00	42,140.87	25.96	1,762.26	118,450.87	72.96
Faculty/Staff Developmt	1,600.00	2,421.95	151.37	.00	-821.95	-51.37
FoundationDevelopment	218,462.00	56,155.37	25.70	.00	162,306.63	74.30
<b>Total Institutional Support</b>	<b>3,595,057.00</b>	<b>1,017,225.24</b>	<b>28.30</b>	<b>164,106.84</b>	<b>2,413,724.92</b>	<b>67.14</b>
<b>Costs for Scholarship and Waivers</b>						
Waivers	395,000.00	274,507.65	69.50	.00	120,492.35	30.50
Chargeback	30,000.00	1,817.36	6.06	.00	28,182.64	93.94
<b>Total Scholarship and Waivers</b>	<b>425,000.00</b>	<b>276,325.01</b>	<b>65.02</b>	<b>.00</b>	<b>148,674.99</b>	<b>34.98</b>
<b>Student Life</b>	<b>42,509.00</b>	<b>11,386.50</b>	<b>26.79</b>	<b>.00</b>	<b>31,122.50</b>	<b>73.21</b>
<b>Transfer Out</b>	<b>566,000.00</b>	<b>.00</b>	<b>.00</b>	<b>.00</b>	<b>566,000.00</b>	<b>100.00</b>
<b>Total Education Fund</b>	<b>15,318,413.00</b>	<b>3,811,924.74</b>	<b>24.88</b>	<b>210,890.29</b>	<b>11,295,597.97</b>	<b>73.74</b>

Richland Community College  
Expenditure Summary by Cost Center  
For the month of September  
25% of Fiscal Year 1516

	Budget 1516	** Actual Expended 09/30/2015	** %	Encumbered	*** Unencumbered	**** %
<b>Fund: Operations &amp; Maint</b>						
<b>Costs for Maintenance</b>						
Renovations / Remodeling	30,489.00	1,381.65	4.53	.00	29,107.35	95.47
Maintenance	423,658.00	105,242.40	24.84	35,149.40	283,266.20	66.86
Custodial	366,500.00	80,476.08	21.96	239,397.42	46,626.50	12.72
Grounds	39,284.00	7,577.91	19.29	25,136.67	6,569.42	16.72
Security	25,104.00	6,117.09	24.37	7,663.68	11,323.23	45.11
College Vehicle	18,000.00	6,530.81	36.28	2,765.95	8,703.24	48.35
Utilities	435,200.00	80,590.81	18.52	22,258.48	332,350.71	76.37
Administration O & M	241,759.00	63,360.04	26.21	.00	178,398.96	73.79
General O & M	4,450.00	5,489.00	123.35	.00	-1,039.00	-23.35
Shilling Center - O/M	8,000.00	.00	.00	.00	8,000.00	100.00
Clinton Center O&M	102,755.00	39,081.65	38.03	64,239.56	-566.21	-.55
Fairview Plaza O&M	72,850.00	19,227.64	26.39	48,833.28	4,789.08	6.57
CSI Building O&M	6,300.00	7,127.43	113.13	.00	-827.43	-13.13
Macon Co Soil & Water Bd	68,080.00	18,044.83	26.51	40,410.00	9,625.17	14.14
Sequestration Bldg O&M	22,480.00	5,539.23	24.64	.00	16,940.77	75.36
Workforce Development Ct	91,000.00	13,739.58	15.10	2,163.75	75,096.67	82.52
<b>Total Maintenance</b>	<b>1,955,909.00</b>	<b>459,526.15</b>	<b>23.49</b>	<b>488,018.19</b>	<b>1,008,364.66</b>	<b>51.55</b>
<b>Total Operations &amp; Maint</b>						
	<b>1,955,909.00</b>	<b>459,526.15</b>	<b>23.49</b>	<b>488,018.19</b>	<b>1,008,364.66</b>	<b>51.55</b>

Richland Community College  
Expenditure Summary by Cost Center  
For the month of September  
25% of Fiscal Year 1516

	Budget 1516	** Actual Expended 09/30/2015	** %	Encumbered	*** Unencumbered	**** %
<b>Fund: Oper &amp; Maint Restricted</b>						
Building Additions	31,000.00	.00	.00	.00	31,000.00	100.00
Renovations / Remodeling	1,145,000.00	944,772.55	82.51	.00	200,227.45	17.49
<b>Total Oper &amp; Maint Restricted</b>	<b>1,176,000.00</b>	<b>944,772.55</b>	<b>80.34</b>	<b>.00</b>	<b>231,227.45</b>	<b>19.66</b>
<b>Fund: Bond &amp; Interest Fund</b>						
Costs for Bond and Interest	2,423,088.00	891,846.25	36.81	.00	1,531,241.75	63.19
<b>Total Bond &amp; Interest Fund</b>	<b>2,423,088.00</b>	<b>891,846.25</b>	<b>36.81</b>	<b>.00</b>	<b>1,531,241.75</b>	<b>63.19</b>

Richland Community College  
Expenditure Summary by Cost Center  
For the month of September  
25% of Fiscal Year 1516

	Budget 1516	** Actual Expended 09/30/2015	** %	Encumbered	*** Unencumbered	**** %
<b>Fund: Auxiliary Enterprises</b>						
<b>Costs for Auxiliary Services</b>						
Child Care Services	205,958.00	53,891.46	26.17	8,637.53	143,429.01	69.64
CulinaryRestaurant	50,000.00	14,710.03	29.42	.00	35,289.97	70.58
Coffee House	57,500.00	5,134.62	8.93	5,695.14	46,670.24	81.17
Culinary Events	3,000.00	.00	.00	.00	3,000.00	100.00
Garden Center Ag/Hort	31,525.00	1,720.81	5.46	5,930.95	23,873.24	75.73
Fitness Center	63,690.00	12,584.61	19.76	.00	51,105.39	80.24
Outdoor Exposition SpcEv	212,873.00	54,730.18	25.71	.00	158,142.82	74.29
<b>Total Auxiliary Services</b>	<b>624,546.00</b>	<b>142,771.71</b>	<b>22.86</b>	<b>20,263.62</b>	<b>461,510.67</b>	<b>73.90</b>
<b>Costs for Business/Community Educa</b>						
Credit	321,911.00	81,911.62	25.45	33,148.42	206,850.96	64.26
NonCredit	265,122.00	71,079.94	26.81	3,000.24	191,041.82	72.06
Business&IndustryAdmin	157,091.00	42,333.48	26.95	.00	114,757.52	73.05
<b>Total Business/Community Educ</b>	<b>744,124.00</b>	<b>195,325.04</b>	<b>26.25</b>	<b>36,148.66</b>	<b>512,650.30</b>	<b>68.89</b>
<b>Costs for Comm, Ed, Hum and Fine A</b>						
Theatre Productions	15,600.00	500.00	3.21	.00	15,100.00	96.79
<b>Costs for Institutional Support</b>						
Copy Center	71,000.00	15,803.87	22.26	35,964.86	19,231.27	27.09
<b>Total Auxiliary Enterprises</b>	<b>1,455,270.00</b>	<b>354,400.62</b>	<b>24.35</b>	<b>92,377.14</b>	<b>1,008,492.24</b>	<b>69.30</b>

Richland Community College  
Expenditure Summary by Cost Center  
For the month of September  
25% of Fiscal Year 1516

	Budget 1516	** Actual Expended ** 09/30/2015	Encumbered %	*** Unencumbered *** %
<b>Fund: Restricted Purposes Fd</b>				
Costs for Grants	.00	20.63	.00	.00
Child Care Services	.00	388.55	.00	-20.63
CulinaryRestaurant	.00	3,973.03	.00	-388.55
Coffee House	.00	443.44	.00	-3,973.03
Fitness Center	.00	3,627.57	30.04	-443.44
Instruction-Other	12,075.00	.49	.00	-1,542.57
GED-AB & ASE	.00	.00	.00	-12.77
8th Grade Career Fair	475.00	.00	.00	.49
Student Activities	11,232.50	48,367.09	430.60	475.00
Partner's Salute	4,450.00	.00	.00	-37,134.59
YouthLeadershipInstitute	3,100.00	513.13	16.55	-330.60
College Fair	4,055.00	69.31	1.71	4,450.00
PIE-Career On Wheels	600.00	.00	.00	2,586.87
PIE Admin	74,162.00	20,325.35	27.41	3,985.69
Culinary Arts	.00	342.38	.00	600.00
Heating,Vent,AC-Tech Occ	.00	10,201.00	.00	53,836.65
Engineering Technology	86,166.00	107,980.14	125.32	72.59
Welding-Technical Occ	9,525.46	6,582.08	69.10	-342.38
Hospitality Management	.00	24,432.80	.00	-10,201.00
Humanities - Dean	.00	1,543.77	.00	-21,814.14
Erlanson Art Gallery	.00	350.62	.00	1,703.38
Biology-Baccalaureate	.00	1,867.55	.00	-28,247.79
Student Services Records	.00	10,745.23	.00	-1,543.77
Fin Aid & Vet Affairs	.00	711.84	.00	-350.62
LRC	.00	377.44	.00	-1,867.55
Enrollment/RetentionSvcs	.00	2,010.98	.00	-10,745.23
Online Learning	.00	3,493.89	.00	-711.84
Academic Lab Support	22,780.00	5,836.42	25.62	-377.44
TechnicalServicesSupport	.00	1,803.86	.00	-2,010.98
Student Servs-Counseling	19,880.75	33,989.72	170.97	-3,493.89
Commercial Custodial	.00	10,515.19	.00	16,943.58
Career Technologies	.00	40,138.39	.00	-7,591.36
ConstructionOccup-DOC	.00	34,306.33	.00	-14,108.97
CommunityService	170,021.97	28,902.42	17.00	-10,556.08
Sequestration Proj	85,966.50	20,029.75	23.30	40.89
Business Office	8,000.00	2,056.32	25.70	-40,138.39
Community Relations	.00	482.49	.00	-40,138.39
General Expenses	.00	34,982.36	.00	-34,393.99
Administration General	.00	49,271.25	.00	87.66
Faculty/Staff Developmt	17,375.00	8,493.96	48.89	7,127.86
FoundationDevelopment	.00	173.25	.00	1,605.60
Student Life	.00	1,143.44	.00	5,943.68
Grant-Administration	40,304.75	51,441.03	127.63	-482.49
Grant-Non-Administration	14,677.00	4,127.80	28.12	-35,224.36
Grants-Training	15,077.00	7,497.03	49.72	-55,508.25
Grant-SupportServices	31,071.00	3,349.05	10.78	8,881.04
Family Literacy	2,344.64	1,695.02	72.29	-173.25
Adult Literacy	13,373.60	5,431.48	40.61	-1,143.44

Richland Community College  
Expenditure Summary by Cost Center  
For the month of September  
25% of Fiscal Year 1516

	Budget 1516	** Actual Expended 09/30/2015	** %	Encumbered	*** Unencumbered	**** %
Instruction	3,356.00	15,046.64	448.35	.00	-11,690.64	-348.35
Total Grants	650,069.17	609,081.51	93.69	36,337.73	4,649.93	.72
Costs for Financial Aid						
Illinois Veterans Grant	120,000.00	8,760.00	7.30	.00	111,240.00	92.70
Post 9/11 Veterans Grant	110,000.00	49,305.20	44.82	.00	60,694.80	55.18
Foundation Scholarships	575,000.00	4,113.00	.72	.00	570,887.00	99.28
Direct Loans	1,500,000.00	574,591.00	38.31	.00	925,409.00	61.69
PELL	4,300,000.00	2,085,895.45	48.51	.00	2,214,104.55	51.49
Federal Work Study	48,635.00	695.08	1.43	.00	47,939.92	98.57
SEOG	40,729.00	13,876.65	34.07	.00	26,852.35	65.93
MAP	400,000.00	617.00	.15	.00	399,383.00	99.85
Workforce Investment Sol	300,000.00	25,893.64	8.63	.00	274,106.36	91.37
IL National Guard Grant	27,000.00	.00	.00	.00	27,000.00	100.00
Total Financial Aid	7,421,364.00	2,763,747.02	37.24	.00	4,657,616.98	62.76
Total Restricted Purposes Fd	8,071,433.17	3,372,828.53	41.79	36,337.73	4,662,266.91	57.76

Richland Community College  
Expenditure Summary by Cost Center  
For the month of September  
25% of Fiscal Year 1516

	Budget 1516	** Actual Expended 09/30/2015	** %	Encumbered	*** Unencumbered	**** %
<b>Fund: Working Cash Fund</b>						
Transfer Out	3,000.00	.00	.00	.00	3,000.00	100.00
Total Working Cash Fund	3,000.00	.00	.00	.00	3,000.00	100.00
<b>Fund: Trust &amp; Agency Fund</b>						
Costs for Trust and Agency Club Expenses	75,500.00	25,064.68	33.20	4,873.08	45,562.24	60.35
Total Trust & Agency Fund	75,500.00	25,064.68	33.20	4,873.08	45,562.24	60.35
<b>Fund: Audit Fund</b>						
Costs for Institutional Support Business Office Costs for Audit Audit Contingency	15,378.00	4,040.27	26.27	.00	11,337.73	73.73
Total Audit Fund	15,378.00	4,040.27	26.27	.00	11,337.73	73.73
<b>Fund: Liab, Protect, Settle</b>						
Liab Protection & Settle	1,325,433.00	342,099.02	25.81	347,537.59	635,796.39	47.97
Total Liab, Protect, Settle	1,325,433.00	342,099.02	25.81	347,537.59	635,796.39	47.97

Richland Community College  
Bills Presented for Ratification  
SEPT 1516

Vendor Name	Function	Object	Invoice Amount	Educational Fund	O & M Fund	Other Fund
4 Imprint Inc	Club Expenses	Materials	984.82			984.82
A M Leonard Inc	Administration Genera	Equip Repair/Maint Ag	140.67			140.67
AACC	General Expenses	Publications & Dues	3,490.00	3,490.00		
AAF International Corp	Maintenance	Maintenance Supplies	357.60		357.60	
AAF International Corp	Maintenance	Maintenance Supplies	205.08		205.08	
ACEN	AAS Nursing -Health O	Publications & Dues	2,625.00	2,625.00		
AFLAC		AFLAC	834.56	834.56		
AICPA	Accounting/Business	Publications & Dues	245.00	245.00		
AT&T	Fairview Plaza O&M	Telephone	26.74		26.74	
AT&T	Utilities	Telephone	530.11		530.11	
AT&T	Outdoor Exposition Sp	Contractual-Other	584.69			
AT&T	CommunityService	Telephone	113.37			
AT&T	Fairview Plaza O&M	Telephone	171.38		171.38	
AT&T	Utilities	Telephone	459.41		459.41	
AT&T	Utilities	Telephone	155.24		155.24	
AT&T	Utilities	Telephone	296.71		296.71	
AT&T Long Distance	Utilities	Telephone	1,288.74		1,288.74	
Advanced Disposal Services	Utilities	Refuse Disposal	376.00			376.00
Air King Inc	Heating,Vent,AC-Tech	Equipment-Instruction	9,825.00			9,825.00
Air King Inc	Heating,Vent,AC-Tech	Equipment-Instruction	80.91	80.91		
Airweld Industrial Gases	Welding-Technical Occ	Instructional Supplie	487.50	487.50		
Alldata	Automotive-Tech Occ	Computer Software	487.50	487.50		
Alldata	Collision Repair Tech	Computer Software	450.00	450.00		
Alternative Communication Servic	Academic Success	Contractual-Other	2,700.48		2,700.48	
Altorfer Inc	Maintenance	Equip Repair/Maint Ag	37.41		37.41	
AmerenIP	Utilities	Electricity and Nat G	254.08		254.08	
AmerenIP	Macon Co Soil & Water	Electricity and Nat G	453.32		453.32	
AmerenIP	Sequestration Bldg O&	Electricity and Nat G	52.39		52.39	
AmerenIP	Utilities	Electricity and Nat G	194.17		194.17	
AmerenIP	Fairview Plaza O&M	Electricity and Nat G	174.07		174.07	
AmerenIP	Utilities	Electricity and Nat G	4,879.35	4,879.35		
AmerenIP	Workforce Development	Electricity and Nat G	87.71		87.71	
AmerenIP	Utilities	Electricity and Nat G	80.50		80.50	
AmerenIP	Macon Co Soil & Water	Electricity and Nat G	79.97		79.97	
AmerenIP	Fairview Plaza O&M	Electricity and Nat G	115.57		115.57	
AmerenIP	Utilities	Electricity and Nat G	402.74		402.74	
AmerenIP	Utilities	Electricity and Nat G	5,669.37	5,669.37		
AmerenIP	Clinton Center O&M	Electricity and Nat G	77.52		77.52	
AmerenIP	Clinton Center O&M	Electricity and Nat G	288.57		288.57	
American Express	Clinton Center O&M	Electricity and Nat G	881.37	881.37		
Angelo's Catering	Board of Trustees	Credit Card Pmt Clear	200.00	200.00		
Ankrom, Jeremiah	Meals	Meals	333.34			333.34
Aramark - AUS St Louis MC Lockbo	Outdoor Exposition Sp	Contractual-Other	43.45		43.45	
Aramark - AUS St Louis MC Lockbo	Maintenance	Uniforms	37.51		37.51	
Aramark - AUS St Louis MC Lockbo	Maintenance	Uniforms	43.45		43.45	
Aramark - AUS St Louis MC Lockbo	Maintenance	Uniforms	43.45		43.45	
Aramark Corporation	Maintenance	Uniforms	1,240.16		1,240.16	
Aramark Corporation	Child Care Services	Meals	1,205.84		1,205.84	
Arbico Organics	Child Care Services	Meals	59.00		59.00	
	Garden Center Ag/Hort	Materials	43,850.82	9,781.84	19,206.09	14,862.89
		PAGE TOTALS				

Richland Community College  
 Bills Presented for Ratification  
 SEPT 1516

Vendor Name	Function	Object	Invoiced Amount	Educational Fund	O & M Fund	Other Fund
Archambault, Margaret	Academic Success	Travel-In State	759.00	759.00		
Archambault, Margaret	LearningAccommodation	Travel-In State	552.00	552.00		
Area Disposal Service Inc	Clinton Center O&M	Custodial Services	59.00		59.00	
Arthur J Gallagher Risk Services	Liab Protection & Set	General Insurance	855.00			855.00
Arthur J Gallagher Risk Services	Liab Protection & Set	General Insurance	4,383.00			4,383.00
Association of University Resear	VP Economic Developme	Publications & Dues	1,050.00	1,050.00		
Baker & Taylor Books	LRC	Books-Library Collect	2,777.25	2,777.25		
Baker & Taylor Books	LRC	Books-Library Collect	52.85	52.85		
Baker & Taylor Books	LRC	Books-Library Collect	66.72	66.72		
Baker & Taylor Books	LRC	Books-Library Collect	449.74	449.74		
Baker & Taylor Books	LRC	Books-Library Collect	91.51	91.51		
Baker & Taylor Books	LRC	Books-Library Collect	17.18	17.18		
Baker & Taylor Books	LRC	Books-Library Collect	341.58	341.58		
Ballard, Louis		Revenue-Misc/OtherSou	290.00	290.00		
BearMail Co		Inventory-CentralStor	414.27	414.27		
Bendsen Signs & Graphics Inc	Maintenance	Contractual-Other	8,561.00		8,561.00	
Black & Co	Maintenance	Maintenance Supplies	131.71		131.71	
Bodine Electric Inc	CSI Building O&M	Equip Repair/Maint Ag	6,895.78		6,895.78	
Bodine Electric Inc	CulinaryRestaurant	Equipment-Instruction	950.00			950.00
BrickStreet Mutual Insurance	Liab Protection & Set	General Insurance	5,550.00			5,550.00
Busey Bank	Macon Co Soil & Water	Install Pymt Lease/Pu	4,490.00		4,490.00	
Busey Bank		Misc Scholarship Clea	67.88	67.88		
CCN Financial Services Inc	Career Services	Publications & Dues	2,565.51	2,565.51		
CDS Leasing	Copiers	Equipment Rental	524.12	524.12		
CDS Leasing	Copiers	Equipment Rental	60.00	60.00		
CDS Leasing	Copiers	Equipment Rental	90.00	90.00		
CDS Leasing	Copiers	Equipment Rental	149.14	149.14		
CDS Leasing	Copiers	Equipment Rental	280.00	280.00		
CDS Leasing	Copiers	Equipment Rental	92.00	92.00		
CDS Leasing	Copiers	Equipment Rental	295.63	295.63		
CDS Leasing	Grant-Administration	Equipment Rental	150.00			150.00
CDS Leasing	Copiers	Equipment Rental	117.00	117.00		
CDS Leasing	Copiers	Equipment Rental	139.77	139.77		
CDS Leasing	Copiers	Equipment Rental	117.00	117.00		
CDS Leasing	Copiers	Equipment Rental	194.00	194.00		
CDS Office Technologies	Copiers	Printing	489.16	489.16		
CDS Office Technologies	Copiers	Printing	50.00	50.00		
CDS Office Technologies	Copiers	Printing	117.82	117.82		
CDS Office Technologies	Copiers	Printing	21.67	21.67		
CDS Office Technologies	Copiers	Printing	16.10	16.10		
CDS Office Technologies	Copiers	Printing	1,180.34	1,180.34		
CDWG Government Inc	Information Tech-OccT	Computer Software	162.55	162.55		
CDWG Government Inc	Academic Lab Support	Materials	1,261.64	1,261.64		
CDWG Government Inc		Heartland Academy Rec	-139.49	-139.49		
CDWG Government Inc	LRC Audio Visual	Audio Visual Material	70.00	70.00		
CDWG Government Inc	Academic Lab Support	Materials	756.68	756.68		
CDWG Government Inc	Business/TechnologyDe	Office Supplies	36.65	36.65		
CDWG Government Inc	LRC Audio Visual	Materials	41.38	41.38		
CDWG Government Inc	Club Expenses	Equipment-Office	67.58	67.58		67.58
		PAGE TOTALS	47,711.72	15,618.65	20,137.49	11,955.58

Richland Community College  
 Bills Presented for Ratification  
 SEPT 1516

Vendor Name	Function	Object	Invoice Amount	Educational Fund	O & M Fund	Other Fund
CDWG Government Inc	Business/TechnologyDe	Office Supplies	148.00	148.00		
CDWG Government Inc	Academic Lab Support	Computer Software	17,315.71	17,315.71		
CDWG Government Inc	Club Expenses	Equipment-Office	424.16			424.16
CDWG Government Inc	Club Expenses	Equipment-Office	86.03			86.03
CDWG Government Inc	Club Expenses	Equipment-Office	43.39			43.39
CMS Communications	Utilities	Telephone	97.99		97.99	
Carolina Biological Supply Co	Biology-Baccalaureate	Instructional Supplie	264.41	264.41		
Carolina Biological Supply Co	Biology-Baccalaureate	Instructional Supplie	221.46	221.46		
Carolina Biological Supply Co	Biology-Baccalaureate	Instructional Supplie	632.70	632.70		
Carolina Biological Supply Co	Biology-Baccalaureate	Instructional Supplie	256.83	256.83		
Carter, Richard A	Welding-Technical Occ	Travel-Out of State	211.03			211.03
Chambers, Kathy E	General Expenses	Travel-In State	66.87			66.87
City of Decatur		Accrued Sales Tax	77.24			77.24
City of Decatur		Accrued Sales Tax	76.28			76.28
City of Decatur IL	Utilities	Water,Sewage	1,141.73		1,141.73	
City of Decatur IL	Utilities	Materials	309.84		309.84	
City of Decatur IL	Utilities	Water,Sewage	181.03		181.03	
City of Decatur IL	CSI Building O&M	Water,Sewage	58.59		58.59	
City of Decatur IL	Utilities	Water,Sewage	1,044.61		1,044.61	
City of Decatur IL	Macon Co Soil & Water	Water,Sewage	146.36		146.36	
City of Decatur IL	Sequestration Bldg O&	Water,Sewage	160.69		160.69	
City of Decatur IL	General Expenses	Publications & Dues	115.00	115.00		
City of Decatur IL	Fairview Plaza O&M	Water,Sewage	68.75		68.75	
Classic Printing	Enrollment/Retentions	Materials	348.06	348.06		
Collins, Timothy J	Club Expenses	Contractual-Other	800.00			800.00
Comcast	LRG Audio Visual	Materials	26.91	26.91		
Comcast	Presidents Office	Telecommunications	121.62	121.62		
Competitive Edge Software Inc	Liab Protection & Set	Computer Software	3,600.00			3,600.00
Consociate Group	Human Resources	Contractual-Other	320.25	320.25		
Consolidated Communications	Utilities	Telephone Maint Agree	610.67		610.67	
Constellation NewEnergy Gas Divi	Utilities	Electricity and Nat G	5.53		5.53	
Constellation NewEnergy Gas Divi	Utilities	Electricity and Nat G	219.05		219.05	
Constellation NewEnergy Gas Divi	Utilities	Electricity and Nat G	568.10		568.10	
Constellation NewEnergy Gas Divi	Utilities	Electricity and Nat G	11.23		11.23	
Constellation NewEnergy Gas Divi	Fairview Plaza O&M	Electricity and Nat G	10.41		10.41	
Constellation NewEnergy Gas Divi	Macon Co Soil & Water	Electricity and Nat G	10.41		10.41	
Crows, Denise, Dr	VP Academic Services	Telecommunications	60.00	60.00		
Cromwell Radio Group Inc	Marketing	Advertising	200.00	200.00		
Cromwell Radio Group Inc	Marketing	Advertising	200.00	200.00		
Cromwell Radio Group Inc	Marketing	Advertising	200.00	200.00		
Cromwell Radio Group Inc	Marketing	Advertising	200.00	200.00		
Cromwell Radio Group Inc	Marketing	Advertising	200.00	200.00		
Cromwell Radio Group Inc	Marketing	Advertising	200.00	200.00		
Cromwell Radio Group Inc	Marketing	Advertising	403.32	403.32		
Cromwell Radio Group Inc	Marketing	Advertising	100.00	100.00		
DMH Corporate Health Services	Credit	Contractual-Other	370.00			370.00
Dadiras, Ron	Outdoor Exposition Sp	Contractual-Other	333.24			333.24
Davis, Jeremy	Outdoor Exposition Sp	Contractual-Other	333.24			333.24
Davison, Jeffrey L	General Expenses	Travel-In State	117.30			117.30
DeBose Consulting	Credit	Contractual-Other	2,560.00			2,560.00
		PAGE TOTALS	35,267.63	21,534.27	4,634.58	9,098.78

Richland Community College  
 Bills Presented for Ratification  
 SEPT 1516

Vendor Name	Function	Object	Invoice Amount	Educational Fund	O & M Fund	Other Fund
DeBose, Sheryl E	Engineering Technolog	Instructional Supplie	125.00	125.00		
DeBose, Sheryl E	Engineering Technolog	Instructional Supplie	71.04	71.04		
Decatur Chapter/SHRM #0555	Human Resources	Registration Fees	110.00	110.00		
Decatur Rent-All at SIMS	Outdoor Exposition Sp	Equipment Rental	400.00			400.00
Decatur Running Club	CulinaryRestaurant	Contractual-Other	55.00			55.00
Deener, Sean	Outdoor Exposition Sp	Contractual-Other	555.00			555.00
Don's Paint Company	Maintenance	Maintenance Supplies	32.50		32.50	
Draeger, Joseph J	Welding-Technical Occ	Travel-Out of State	55.00			55.00
Dramatists Play Service Inc	Theatre Productions	Royalties	500.00			500.00
Dunker Electric	Maintenance	Maintenance Supplies	96.10		96.10	
Dunning, Wayne	Presidents Office	Travel-In State	87.40	87.40		
Dunning, Wayne	Board of Trustees	Travel-In State	73.30	73.30		
Dust & Son Auto Supply	Collision Repair Tech	Instructional Supplie	140.05	140.05		
Dust & Son Auto Supply	Collision Repair Tech	Instructional Supplie	115.90	115.90		
Dust & Son Auto Supply	Collision Repair Tech	Instructional Supplie	56.98	56.98		
Dynagraphics Inc	Math Enrichment Cente	Printing	35.05	35.05		
ED2GO	NonCredit	Contractual-Other	65.00			65.00
ED2GO	NonCredit	Contractual-Other	2.25			2.25
Plan Corporate Payment Systems	Liab Protection & Set	Credit Card Pmt Clear	29,312.68	29,312.68		
Enterprise	Culinary Acts	Travel-In State	16.00			16.00
Enterprise Rent-A-Car	Fin Aid & Vet Affairs	Travel-Out of State	128.32	128.32		
Enterprise Rent-A-Car	Fin Aid & Vet Affairs	Travel-In State	84.43	84.43		
Esco Institute LTD	Fees - Pass Through		375.00	375.00		
Esco Institute LTD	Credit	Instructional Supplie	150.00			150.00
Evergreen FS-Stephens #24	College Vehicle	Vehicle Expense	1,901.30		1,901.30	
Evergreen FS-Stephens #24	Credit	Vehicle Expense	66.42			66.42
Evergreen FS-Stephens #24	Credit	Vehicle Expense	407.64			407.64
Fairview Park Plaza LLC	Fairview Plaza O&M	Facility Rental	4,615.92		4,615.92	
Feinstein, Joe	Outdoor Exposition Sp	Meeting Expense	121.75			121.75
Fidelity Investments	Misc Deductions		300.00	300.00		
Firm Systems	Fees Pass Thru Backgr		140.00	140.00		
FirstEnergy Solutions	Utilities	Electricity and Nat G	140.37		140.37	
FirstEnergy Solutions	Utilities	Electricity and Nat G	457.49		457.49	
FirstEnergy Solutions	Macon Co Soil & Water	Electricity and Nat G	205.08		205.08	
FirstEnergy Solutions	Utilities	Electricity and Nat G	18.62		18.62	
FirstEnergy Solutions	Utilities	Electricity and Nat G	19,021.43		19,021.43	
FirstEnergy Solutions	Fairview Plaza O&M	Electricity and Nat G	140.71		140.71	
Fisher Scientific	Biology-Baccalaureate	Instructional Supplie	421.52	421.52		
Fleet Pride	Diesel Med/Hvy Trk Te	Instructional Supplie	23.63	23.63		
Ford, Laquitta Lynn	Instruction	Staff Development	364.88			364.88
Fought, Patrick W	Clinton Center O&M	Custodial Services	157.50		157.50	
Fought, Patrick W	Clinton Center O&M	Custodial Services	157.50		157.50	
Fought, Patrick W	Clinton Center O&M	Custodial Services	157.50		157.50	
Fought, Patrick W	Clinton Center O&M	Custodial Services	157.50		157.50	
Frontier	Clinton Center O&M	Telephone	169.05			169.05
G F I Digital	Sequestration Proj	Printing	135.71			135.71
Garver Feeds	Garden Center Ag/Hort	Materials	64.20			64.20
Garver Feeds	Garden Center Ag/Hort	Materials	87.14			87.14
Goodman, Vivian T	CommunityService	Telephone	45.00			45.00
		PAGE TOTALS	62,119.86	31,600.30	27,428.57	3,090.99

Richland Community College  
 Bills Presented for Ratification  
 SEPT 1516

Vendor Name	Function	Object	Invoice Amount	Educational Fund	O & M Fund	Other Fund
Grainger Inc	Automotive-Tech Occ	Instructional Supplie	31.80	31.80		
Greater Decatur Chamber of Comm	General Expenses	Publications & Dues	4,325.00	4,325.00		
Green Media Service Inc	Marketing	Advertising	2,400.00	2,400.00		
Greg Hahn Heating and Air Condit	Maintenance	Maintenance Supplies	90.00		90.00	
Grey, Thomas	NonCredit	Contractual-Other	1,099.00			1,099.00
Gridley Paige Inc	Club Expenses	Contractual-Other	2,500.00			2,500.00
Grimm, Susan	Radiology Tech-Hlth O	Travel-In State Milea	155.25	155.25		
Hanover Insurance Group Co	Liab Protection & Set	General Insurance	40,913.10			40,913.10
Happe, Curtis W	Faculty/Staff Develop	Travel-Out of State	253.63			253.63
Hazel, Kelly	Outdoor Exposition Sp	Contractual-Other	333.24			333.24
Hite Tent Rental	Outdoor Exposition Sp	Contractual-Other	3,475.00			3,475.00
Hite Tent Rental	Outdoor Exposition Sp	Contractual-Other	700.00			700.00
Hoelking & Co	Culinary Arts	Instructional Supplie	39.05	39.05		
Hondros Learning	Credit	Instructional Supplie	392.50			392.50
IACRAO	Advising and Records	Publications & Dues	125.00	125.00		
IATSE Local 482	Outdoor Exposition Sp	Contractual-Other	83.78			83.78
ICCUJA	Club Expenses	Travel-In State	245.00			245.00
ICCUJA	Club Expenses	Publications & Dues	50.00			50.00
IFBWC Taylorville Local	Misc Scholarship Clea		1,000.00	1,000.00		
IGA	Hospitality Managemen	Instructional Supplie	52.88			52.88
IGA	Hospitality Managemen	Instructional Supplie	25.76			25.76
IL Specialty Growers Assoc	Horticulture-Bus Occu	Publications & Dues	95.00	95.00		
ILASFAA	Fin Aid & Vet Affairs	Registrations & Dues	250.00	250.00		
IMACC	Math Enrichment Cente	Publications & Dues	15.00	15.00		
Illinois Century Network	Academic Lab Support	Telecommunications	664.00	664.00		
Illinois Federation of Teachers	Union Dues - Adjunct		53.53	53.53		
Illinois Federation of Teachers	Union Dues-RFT		2,310.00	2,310.00		
Illinois Federation of Teachers	Union Dues - Adjunct		2,275.00	2,275.00		
Illinois Federation of Teachers	Publications & Dues		53.53	53.53		
Illinois Library Assn	Club Expenses	Publications & Dues	135.00	135.00		
Illinois State Assembly	Club Expenses	Publications & Dues	75.00			75.00
Illinois State Disbursement Unit	Horticulture-Bus Occu	Publications & Dues	5.00	5.00		
Illinois Stewardship Alliance	ConstructionOccup-DOC	Instructional Supplie	45.00	45.00		
James Machinery Co Inc	Administration Genera	Equip Repair/Maint Ag	382.00			382.00
James Machinery Co Inc	Administration Genera	Equip Repair/Maint Ag	453.00			453.00
Jan Master Cleaning Services Inc	Custodial	Custodial Services	24,300.00		24,300.00	
Jan Master Cleaning Services Inc	Custodial	Custodial Services	2,324.70		2,324.70	
Jan Master Cleaning Services Inc	Macon Co Soil & Water	Custodial Services	450.00		450.00	
Jan Master Cleaning Services Inc	Sequestration Bldg O&	Custodial Services	1,100.00		1,100.00	
Jan Master Cleaning Services Inc	Workforce Development	Custodial Services	1,850.00		1,850.00	
Jan Master Cleaning Services Inc	Liab Protection & Set	Custodial Services	258.30			258.30
Jan Master Cleaning Services Inc	Liab Protection & Set	Custodial Services	2,700.00			2,700.00
Jason's Lawn Care	Clinton Center O&M	Contractual-Other	400.00		400.00	
Jenzabar Inc	Administrative Info S	Admin Computer-Maint	42,564.00	42,564.00		
Jo, Jin H	Sequestration Proj	Travel-In State	67.27			67.27
KONE Inc	Maintenance	Equip Repair/Maint Ag	334.02		334.02	
Key Equipment Finance	Administration Genera	Equipment Rental	210.00			210.00
Key Equipment Finance	Administration Genera	Equipment Rental	210.00			210.00
Key Equipment Finance	Administration Genera	Equipment Rental	199.00			199.00
		PAGE TOTALS	142,068.34	56,541.16	30,848.72	54,678.46

Richland Community College  
 Bills Presented for Ratification  
 SEPT 1516

Vendor Name	Function	Object	Invoice Amount	Educational Fund	O & M Fund	Other Fund
KeyStone Homes	Clinton Center O&M	Facility Rental	6,333.33		6,333.33	
King Lar	Maintenance	Equip Repair/Maint Ag	231.00		231.00	
King-Lar Co	Renovations / Remodel	Contractual-Other	1,381.65		1,381.65	
Kitchen Seed Company	Garden Center Ag/Hort	Materials	258.95			258.95
Laser Innovation Inc	Business/TechnologyDe	Equip Repair/Maint Ag	169.00		169.00	
Laser Innovation Inc	LRG	Equip Repair/Maint Ag	40.00		40.00	
Laser Innovation Inc	Academic Lab Support	Equip Repair/Maint Ag	140.00		140.00	
Laser Innovation Inc	Grant-Administration	Equip Repair/Maint Ag	20.00			20.00
Laser Innovation Inc	Human Resources	Equip Repair/Maint Ag	20.00		20.00	
Lawson Products	Maintenance	Pest Control	102.00		102.00	
LeVeck, Tanya		Child Care Receivable	10.00			10.00
Lee Enterprises Inc	Presidents Office	Publications & Dues	284.80		284.80	
Lee Enterprises Inc	Presidents Office	Publications & Dues	354.47		354.47	
Lee Enterprises Inc	Instruction-Other	Advertising	272.00			272.00
Lee Enterprises Inc	Marketing	Advertising	5,769.81		5,769.81	
Lemke, Steve	Outdoor Exposition Sp	Contractual-Other	345.24			345.24
Lewis, Donnie R	Presidents Office	Travel-In State	54.05		54.05	
Long, Rachel	Outdoor Exposition Sp	Contractual-Other	333.24			333.24
Lunsden, Emily	Outdoor Exposition Sp	Contractual-Other	90.00			90.00
MANCOMM	Credit	Instructional Supplie	248.42			248.42
MANCOMM	Credit	Instructional Supplie	295.16			295.16
MJ Kellner	General O & M	Equipment-Service	3,435.00		3,435.00	
MRE Benefit Admin Systems		Group Insurance	32,318.24		32,318.24	
MRE Benefit Admin Systems		Health Insurance	211,116.59		211,116.59	
Macon County Circuit Clerk		Wage Garnishment Orde	500.00		500.00	
Macon County Circuit Clerk		Wage Garnishment Orde	500.00		500.00	
Macon Resources Inc	Allied Health	Laundry/Linen Supplie	44.59		44.59	
Macon Resources Inc	AAS Nursing -Health O	Laundry/Linen Supplie	24.50		24.50	
Main Street Church of the	CommunityService	Facility Rental	450.00			450.00
Main Street Church of the	CommunityService	Facility Rental	250.00			250.00
Main Street Church of the	CommunityService	Facility Rental	250.00			250.00
Main Street Church of the	Board of Trustees	Meeting Expense	72.00		72.00	
Mangle Management Systems		Revenue-Misc/OtherSou	5,486.05		5,486.05	
Mangle Management Systems	Credit	Meals	561.00			561.00
Mangle Management Systems	Enrollment/Retentions	Meeting Expense	54.25		54.25	
Mangle Management Systems	NonCredit	Meals	450.25			450.25
Mangle Management Systems	Club Expenses	Event Expense	1,200.00			1,200.00
Mangle Management Systems	Club Expenses	Event Expense	34.73			34.73
Mangle Management Systems	Board of Trustees	Meeting Expense	194.25		194.25	
Mangle Management Systems	Board of Trustees	Meeting Expense	125.00		125.00	
Mangle Management Systems	Club Expenses	Travel-In State	10.30			10.30
Mariner, Shari L	Coffee House	Instructional Supplie	567.75			567.75
Marquis Beverage Service	Coffee House	Instructional Supplie	263.70			263.70
Marquis Beverage Service	Coffee House	Instructional Supplie	704.25			704.25
Marquis Beverage Service	Coffee House	Instructional Supplie	65.95			65.95
Melton, Darren	Outdoor Exposition Sp	Contractual-Other	318.75			318.75
Menard Inc	Maintenance	Maintenance Supplies	40.92		40.92	
Menard Inc	Maintenance	Maintenance Supplies	7.65			7.65
		PAGE TOTALS	276,048.84	257,267.60	11,531.55	7,249.69

Richland Community College  
 Bills Presented for Ratification  
 SEPT 1516

Vendor Name	Function	Object	Invoice Amount	Educational Fund	O & M Fund	Other Fund
Menard Inc	Maintenance	Maintenance Supplies	59.22		59.22	
Menard Inc	Maintenance	Maintenance Supplies	94.94		94.94	
Midland Paper Company	Copy Center	Materials	453.43			453.43
Midland Paper Company	Copy Center	Materials	725.24			725.24
Midwest Fiber Inc of Decatur	Utilities	Refuse Disposal	90.00		90.00	
Miller Communications Inc	Outdoor Exposition Sp	Advertising	888.00			888.00
Motion Industries	Commercial Custodial	Instructional Supplie	93.34			93.34
Motion Industries	Commercial Custodial	Instructional Supplie	10.08			10.08
Mt Zion Chamber of Commerce	General Expenses	Publications & Dues	150.00	150.00		
Napa Auto Parts	Automotive-Tech Occ	Instructional Supplie	2.04			
Napa Auto Parts	Automotive-Tech Occ	Instructional Supplie	35.97			
Napa Auto Parts	Automotive-Tech Occ	Instructional Supplie	82.76			
Napa Auto Parts	College Vehicle	Vehicle Expense	16.75		16.75	
National Safety Council	NonCredit	Instructional Supplie	150.00			150.00
National Safety Council	NonCredit	Instructional Supplie	110.00			110.00
Negwer Materials Inc	Maintenance	Maintenance Supplies	215.26			
Neuhoff Media Decatur	Marketing	Advertising	310.00	310.00		
Neuhoff Media Decatur	Marketing	Advertising	310.00	310.00		
Neuhoff Media Decatur	Marketing	Advertising	310.00	310.00		
Neuhoff Media Decatur	Marketing	Advertising	310.00	310.00		
Newingham, Harold E	Marketing	Advertising	310.00	310.00		
Newman & Ullman Inc	Outdoor Exposition Sp	Contractual-Other	540.00			540.00
Newman & Ullman Inc		Inventory-CentralStor	195.27	195.27		
Newman & Ullman Inc		Inventory-CentralStor	63.60	63.60		
Newman & Ullman Inc		Inventory-CentralStor	280.35	280.35		
Niemann Foods		Instructional Supplie	101.39	101.39		
Niemann Foods	Culinary Arts	Instructional Supplie	115.79	115.79		
Niemann Foods	Culinary Arts	Instructional Supplie	11.95	11.95		
Niemann Foods	Culinary Arts	Instructional Supplie	18.95	18.95		
Niemann Foods	Culinary Arts	Instructional Supplie	29.06	29.06		
Niemann Foods	Culinary Arts	Instructional Supplie	30.53	30.53		
Niemann Foods	Culinary Arts	Instructional Supplie	21.61	21.61		
North Country Business Products	Academic Lab Support	Computer Software	3,571.50	3,571.50		
O'Reilly Auto Parts	Automotive-Tech Occ	Instructional Supplie	17.39	17.39		
O'Reilly Auto Parts	Automotive-Tech Occ	Instructional Supplie	14.49	14.49		
O'Reilly Auto Parts	Automotive-Tech Occ	Instructional Supplie	134.40	134.40		
O'Reilly Auto Parts	Automotive-Tech Occ	Instructional Supplie	35.94	35.94		
O'Reilly Auto Parts	Automotive-Tech Occ	Instructional Supplie	45.06	45.06		
O'Reilly Auto Parts	Automotive-Tech Occ	Instructional Supplie	-83.88	-83.88		
O'Reilly Auto Parts	Automotive-Tech Occ	Instructional Supplie	41.94	41.94		
O'Reilly Auto Parts	Automotive-Tech Occ	Instructional Supplie	46.16	46.16		
O'Reilly Auto Parts	Automotive-Tech Occ	Instructional Supplie	35.98	35.98		
Office Depot Inc	Automotive-Tech Occ	Instructional Supplie	7.99	7.99		
Office Max	Inventory-CentralStor	Inventory-CentralStor	433.13	433.13		
Oliver, Brooke D	Surgical Tech-Health	Travel-In State Milea	899.33	899.33		
Omnitron Electronics	Phys Sci/Physic-Bacca	Instructional Supplie	276.00	276.00		
Orv Graham Radio Advertising Bro	Marketing	Advertising	165.71	165.71		
Pasco Scientific	Phys Sci/Physic-Bacca	Instructional Supplie	80.00	80.00		
	Phys Sci/Physic-Bacca	Instructional Supplie	854.00	854.00		
	PAGE TOTALS		12,710.67	9,264.41	476.17	2,970.09

Richland Community College  
Bills Presented for Ratification  
SEPT 1516

Vendor Name	Function	Object	Invoice Amount	Educational Fund	O & M Fund	Other Fund
Per Mar Security & Research Corp	Security	Security	263.80		263.80	
Per Mar Security & Research Corp	Liab Protection & Set Security	Security	4,132.86			4,132.86
Per Mar Security & Research Corp	Security	Security	174.23		174.23	
Per Mar Security & Research Corp	Liab Protection & Set Security	Security	4,176.31			4,176.31
Per Mar Security & Research Corp	Outdoor Exposition Sp	Contractual-Other	663.84			663.84
Per Mar Security & Research Corp	Security	Security	207.69		207.69	
Per Mar Security & Research Corp	Liab Protection & Set Security	Security	4,984.41			4,984.41
Pharmacy Technician Certification		Fees Pass Thru Nursin	258.00	258.00		
Pitney Bowes Inc	General Expenses	Equipment Rental	396.00	396.00		
Pitney Bowes Inc	General Expenses	Equipment Rental	2,085.00	2,085.00		
Pocket Nurse	Allied Health	Instructional Supplie	55.59	55.59		
Powell, Robert L	Marketing	Advertising	763.00	763.00		
Pride Cleaners	Culinary Arts	Contractual-Other	54.50	54.50		
Pride Cleaners	Culinary Arts	Contractual-Other	46.87	46.87		
Pride Cleaners	Culinary Arts	Contractual-Other	80.66	80.66		
Pride Cleaners	Culinary Arts	Contractual-Other	194.02	194.02		
Primo Designs	Marketing	Advertising	136.98	136.98		
Quill Corp	Commercial Custodial	Instructional Supplie	65.70			65.70
Quill Corp	Commercial Custodial	Instructional Supplie	6.29			6.29
Quill Corp	Commercial Custodial	Instructional Supplie	43.80			43.80
Quill Corp	Commercial Custodial	Instructional Supplie	158.84			158.84
Quill Corp	Commercial Custodial	Instructional Supplie	114.35			114.35
Quill Corp	Commercial Custodial	Instructional Supplie	75.58			75.58
Quill Corp	Hospitality Management	Office Supplies	69.99			69.99
Quill Corp	Hospitality Management	Office Supplies	45.30			45.30
Quill Corp	Hospitality Management	Office Supplies	26.80			26.80
R D McMillen Enterprises		Inventory-CentralStor	362.64	362.64		
RCC Bookstore		NonTaxBooks -Workforc	24,647.64	24,647.64		
RCC Bookstore		Books-GSL/UGSL	575.59	575.59		
RCC Bookstore		Pell Taxable Books	20,677.19	20,677.19		
RCC Bookstore		NonTaxBooks-Scholarsh	44,108.21	44,108.21		
RCC Bookstore		NonTaxBooks-Scholarsh	427.23	427.23		
RCC-Foundation		Richland Foundation	188.05	188.05		
RCC-Foundation		Revenue-Misc/OtherSou	25.00	25.00		
RCC-Foundation		Richland Foundation	188.05	188.05		
RP Lumber	ConstructionOccup-DOC	Instructional Supplie	3,080.82			3,080.82
Reliance Standard		Life Insurance	3,570.73	3,570.73		
Reliance Standard		LTD Insurance	2,238.78	2,238.78		
Reliance Standard		Supplemental Life Ins	1,398.23	1,398.23		
Rexx Battery of Decatur Inc	College Vehicle	Vehicle Expense	34.95		34.95	
Richardson, Darin K	Diesel Med/Hvy Trk Te	Publications & Dues	176.00	176.00		
Robert's Sysco Inc	Culinary Arts	Instructional Supplie	47.75	47.75		
Robert's Sysco Inc	Culinary Arts	Instructional Supplie	1,764.27	1,764.27		
Robert's Sysco Inc	Culinary Arts	Instructional Supplie	213.62	213.62		
Robert's Sysco Inc	Culinary Arts	Instructional Supplie	174.59	174.59		
Robert's Sysco Inc	Child Care Services	Snacks and Milk	57.92			57.92
Robert's Sysco Inc	Culinary Arts	Instructional Supplie	904.43	904.43		
Robert's Sysco Inc	Culinary Arts	Instructional Supplie	155.86	155.86		
Robert's Sysco Inc	Culinary Arts	Instructional Supplie	770.74	770.74		
Robert's Sysco Inc	Culinary Arts	Instructional Supplie	125,068.70	106,685.22	680.67	17,702.81
		PAGE TOTALS				

Richland Community College  
 Bills Presented for Ratification  
 SEPT 1516

Vendor Name	Function	Object	Invoice Amount	Educational Fund	O & M Fund	Other Fund
Robert's Sysco Inc	Culinary Arts	Instructional Supplie	784.99	784.99		
Robert's Sysco Inc	Culinary Arts	Materials	397.98	397.98		
Robert's Sysco Inc	Hospitality Management	Instructional Supplie	267.13			267.13
Robert's Sysco Inc	Coffee House	Instructional Supplie	94.85			94.85
Robert's Sysco Inc	Culinary Arts	Instructional Supplie	47.42	47.42		
Robert's Sysco Inc	Culinary Arts	Instructional Supplie	2,690.31	2,690.31		
Robert's Sysco Inc	Culinary Arts	Instructional Supplie	39.20	39.20		
Robert's Sysco Inc	Hospitality Management	Instructional Supplie	89.95			89.95
Robert's Sysco Inc	Coffee House	Instructional Supplie	235.00			235.00
Robert's Sysco Inc	Coffee House	Instructional Supplie	77.56			77.56
Robert's Sysco Inc	Culinary Arts	Instructional Supplie	1,222.99	1,222.99		
Robert's Sysco Inc	Hospitality Management	Instructional Supplie	10.04			10.04
Robert's Sysco Inc	Coffee House	Instructional Supplie	408.79			408.79
Robert's Sysco Inc	Child Care Services	Snacks and Milk	44.69			44.69
Robert's Sysco Inc	Child Care Services	Snacks and Milk	44.69			44.69
Robert's Sysco Inc	Child Care Services	Snacks and Milk	31.46			31.46
Robert's Sysco Inc	Child Care Services	Snacks and Milk	-14.70			-14.70
Robert's Sysco Inc	Child Care Services	Snacks and Milk	57.92			57.92
Robert's Sysco Inc	Child Care Services	Snacks and Milk	44.69			44.69
Robert's Sysco Inc	Child Care Services	Snacks and Milk	57.92			57.92
Rogers Supply Co	Heating,Vent,AC-Tech	Instructional Supplie	785.11	785.11		
Rush Truck Leasing	Grounds	Install Pymt Lease/Pu	2,174.91		2,174.91	
S J Smith Company Inc	Welding-Technical Occ	Instructional Supplie	227.37	227.37		
S J Smith Company Inc	Welding-Technical Occ	Instructional Supplie	143.56	143.56		
S J Smith Company Inc	Welding-Technical Occ	Instructional Supplie	79.85	79.85		
S J Smith Company Inc	Welding-Technical Occ	Instructional Supplie	94.77	94.77		
S J Smith Company Inc	Club Expenses	Contractual-Other	9.92			9.92
S J Smith Company Inc	Automotive-Tech Occ	Instructional Supplie	19.84	19.84		
S J Smith Company Inc	Human Simulator	Instructional Supplie	81.22	81.22		
S J Smith Company Inc	Welding-Technical Occ	Instructional Supplie	626.03	626.03		
Sage Publications Inc	LRC	Publications & Dues	3,405.00	3,405.00		
Saunders, Gayle M	Presidents Office	Meals	26.10	26.10		
Schwalbe, Barry S	Credit	Materials	53.06			53.06
Schwalbe, Barry S	NonCredit	Meals	48.67			48.67
Schwalbe, Barry S	NonCredit	Travel-In State	17.83			17.83
Scientific Inc	Biology-Baccalaureate	Instructional Supplie	415.64	415.64		
Scott Fisher Enterprises Inc	Clinton Center O&M	Pest Control	85.00		85.00	
Scott Fisher Enterprises Inc	Fairview Plaza O&M	Pest Control	625.00		625.00	
Scott Fisher Enterprises Inc	Fairview Plaza O&M	Pest Control	50.00		50.00	
Scott Fisher Enterprises Inc	Fairview Plaza O&M	Pest Control	100.00		100.00	
Scott Fisher Enterprises Inc	Fairview Plaza O&M	Pest Control	35.00		35.00	
Shippers Rental Inc	Credit	Equipment Rental	2,000.00		2,000.00	
Showcard Studio	Outdoor Exposition Sp	Advertising	900.00		900.00	
Showcard Studio	Marketing	Advertising	250.00	250.00		
Showcard Studio	Marketing	Advertising	207.50	207.50		
Sloan Implement Company Inc	Maintenance	Equip Repair/Maint Ag	205.36		205.36	
Sloan Implement Company Inc	Maintenance	Equip Repair/Maint Ag	395.55		395.55	
Specialty Paint	Collision Repair Tech	Instructional Supplie	530.01	530.01		
Specialty Paint	Collision Repair Tech	Instructional Supplie	31.96	31.96		
		PAGE TOTALS	20,257.14	12,106.85	3,670.82	4,479.47

Richland Community College  
 Bills Presented for Ratification  
 SEPT 1516

Vendor Name	Function	Object	Invoice Amount	Educational Fund	O & M Fund	Other Fund
Spectrum Janitorial Supply	Inventory-CentralStor		964.52	964.52		
Spectrum Janitorial Supply	Outdoor Exposition Sp Materials		1,200.45			1,200.45
Spectrum Janitorial Supply	Outdoor Exposition Sp Materials		76.32			76.32
Spectrum Janitorial Supply	Outdoor Exposition Sp Materials		157.64			157.64
St Mary's Hospital	AAS Nursing -Health O Instructional Supplie		2,000.00	2,000.00		
Stand Up for Grace	AAS Nursing -Health O Instructional Supplie		645.66	645.66		
State Universities Retirement	Club Expenses		150.00			150.00
State Universities Retirement	SURS 8%		44,850.10	44,850.10		
State Universities Retirement	SURS 8%		1,426.13	1,426.13		
State Universities Retirement	SURS RetirementInstallPu		131.00	131.00		
State Universities Retirement	SURS 1/2%		4,865.08	4,865.08		
State Universities Retirement	SURS 8%		45,002.15	45,002.15		
State Universities Retirement	SURS 8%		1,426.13	1,426.13		
State Universities Retirement	SURS RetirementInstallPu		131.00	131.00		
State Universities Retirement	SURS 1/2%		4,870.48	4,870.48		
State Universities Retirement	SURS 8%		1,426.13	1,426.13		
State Universities Retirement	SURS 8%		46,782.52	46,782.52		
State Universities Retirement	SURS 8%		131.00	131.00		
State Universities Retirement	SURS RetirementInstallPu		5,085.64	5,085.64		
Stericycle	AAS Nursing -Health O Materials		396.96	396.96		
Striglos Office Equipment	Inventory-CentralStor		883.19	883.19		
Sunbelt Rentals	Outdoor Exposition Sp Equipment Rental		756.28			756.28
Superior Fire Protection Sys Inc	Maintenance		342.82		342.82	
Svendsen Florists Inc	Presidents Office		50.00		50.00	
Svendsen Florists Inc	Faculty/Staff Develop Employee Recognition		59.00		59.00	
The Decatur Club	Presidents Office		65.00		65.00	
The News-Gazette	Instruction-Other		263.54			263.54
The Omni Group	Human Resources		275.12			
The Omni Group	General Expenses		8.00		8.00	
The Torch Newspaper	General Expenses		8.00		8.00	
ThyssenKrupp Elevator Corp	Marketing		75.00		75.00	
USA Clean Inc	Maintenance		466.95		466.95	
USA Clean Inc	Custodial		7.20		7.20	
USA Clean Inc	Custodial		35.24		35.24	
USA Clean Inc	Custodial		72.00		72.00	
USA Clean Inc	Custodial		6.60		6.60	
USA Clean Inc	Custodial		13.92		13.92	
USA Clean Inc	Administration Genera		309.61			309.61
Unisource	Custodial		7.12		7.12	
United Graphics Inc	Inventory-CentralStor		4,990.00	4,990.00		
United Parcel Service	Business&IndustryAdmi		6,551.96			6,551.96
United Way of Decatur/Macon Cnty	General Expenses		89.19			89.19
United Way of Decatur/Macon Cnty	Postage		155.59			155.59
Verizon Wireless	United Way		25.00			25.00
Verizon Wireless	Admission and Recruit		50.02			50.02
Verizon Wireless	Utilities		218.57			218.57
Wal-Mart	Utilities		301.87			301.87
Wal-Mart	Child Care Services		85.22			85.22
Wal-Mart	Child Care Services		202.64			202.64
	Snacks and Milk		178,093.56			178,093.56
	Snacks and Milk		166,867.61			166,867.61
	PAGE TOTALS			1,472.29	1,472.29	9,753.66



## ITEMS FROM THE BOARD

ADJOURNMENT