

BOARD OF TRUSTEES

June 16, 2015

RICHLAND COMMUNITY COLLEGE ROOM E181

PUBLIC HEARING FOR FY 2015 BUDGET 5:15 PM | REGULAR MEETING 5:30 P.M.



Richland Community College 

One College Park | Decatur, Illinois 62521 | 217.875.7200 | richland.edu

RICHLAND COMMUNITY COLLEGE
DISTRICT NO. 537
BOARD OF TRUSTEES REGULAR MEETING
ONE COLLEGE PARK – DECATUR, ILLINOIS 62521

June 16, 2015

AGENDA

The Vision: To be the premier source for education, workforce training, partnerships, and economic development.

College Mission: To provide innovative educational environments, opportunities, and experiences that enable individuals, communities, and the region to grow, thrive, and prosper.

Core Values: Commitment, Respect, Excellence, Accountability, and Diversity

PUBLIC HEARING FOR FY16 BUDGET – 5:15 p.m.

- I. Convening of the Regular Meeting – 5:30 p.m.
 - A. Call to Order
 - B. Roll Call
- II. ***Minutes of the Regular Meeting on May 19, 2015***
- III. Appearance of Citizens and Introduction of Guests
- IV. ***Reorganization of Board of Trustees and Ad Hoc Appointments***
- V. Written Communications
 - College Activities Report
 - Personnel Update
 - Construction Report
- VI. Special Reports
 - A. Report of the President
 1. College Spotlight – Illinois Century Network – Plugged-In – Joe Feinstein, Director, Operations and Technical Services
 2. Strategic Planning 2015-2018 Plan Update – Gianina Baker

- B. Report of ICCTA
 - C. Report of Student Trustee
 - D. Report of Agreements/Contracts authorized by President Saunders for the month of May 2015
- VII. Executive Session (IVORY COLOR)
- VIII. Consent Agenda (PINK COLOR)
- A. ***Charge-Backs***
 - 1. Mason Dial – Precision Agriculture Technology – Parkland College - 2015 Fall Term through Summer 2016 Term
- IX. Old Business (BLUE COLOR)
- A. ***2016 Fiscal Year Budget and Related Financial Matters – (final budget distributed under separate cover)
Resolution No. 14-26 Adopting Fiscal Year 2016 Budget***
- X. New Business (IVORY COLOR)
- A. ***Compliance with Prevailing Wage Act – Resolution No. 14-27***
 - B. ***Annual State Funded Capital Request – Resource Allocation Management Plan (RAMP) Document***
 - C. ***Transferring the Interest Earning of the Working Cash Fund – Resolution 14-28***
- XI. Financial Report (GREEN COLOR)
- A. ***Treasurer’s Report and Financial Statement (WHITE COLOR)***
 - B. ***Bills for Ratification***
- XII. ***Review of Minutes of Previous Closed Session (TAN COLOR)***
- XIII. Items from the Board
- XIV. Adjournment
- XV. Brush College, LLC Meeting

Bold and Italics Denotes Action Items

BOARD BOOK ANNUAL CALENDAR

JANUARY 2015

Reports
Consent Agenda

New Business

FEBRUARY 2015

Reports

Consent Agenda
Recommendation for
Approval of Tuition

New Business

Recommendations for
Tenure

Recommendation for
Approval of Fees

MARCH 2015

Reports

Consent Agenda

New Business
Recommendations for Faculty
Promotions in Rank

Recommendation to Grant
Professor Emeritus Status

Recommendation to Grant
Staff Emeritus Status

Recommendation for
Professional Leave

Strategic Plan 2015-2018

APRIL 2015

Tenure and Promotion
Recognition Dinner

Student Government
Election Results

Report from Board
Secretary regarding
Election of Student
Trustee

Seating of New Student
Trustee

Reports

MAY 2015

Reorganization of
Board of Trustees

Reports

Consent Agenda

New Business

Tentative Budget

Other
RCC Commencement

ICCTA Lobby Day

JUNE 2015

Public Hearing for Budget

Reports
Strategic Plan Quarterly Report

Consent Agenda

New Business

Resolution Adopting Budget

Compliance with Prevailing
Wage Act

State Capital Funding Request
RAMP

Resolution Transferring
Earnings

Review of Minutes of Previous
Executive Sessions

Other

ICCTA Annual Convention

BOARD BOOK ANNUAL CALENDAR

JULY 2015

Reports

Consent Agenda

Other

Annual Foundation Board Meeting

AUGUST 2015

Reports

Institutional Year Book
Program Review
Presentation

Consent Agenda

SEPTEMBER 2015

Reports

Consent Agenda

OCTOBER 2015

Reports

Consent Agenda

Distribution of Audit
Reports – RCC & Brush
College, LLC

Strategic Plan Quarterly
Update

NOVEMBER 2015

Reports

Audit Presentation

Consent Agenda

Calendar of Regular
Meetings of Board of
Trustees

Old Business

Financial Report

DECEMBER 2015

Reports

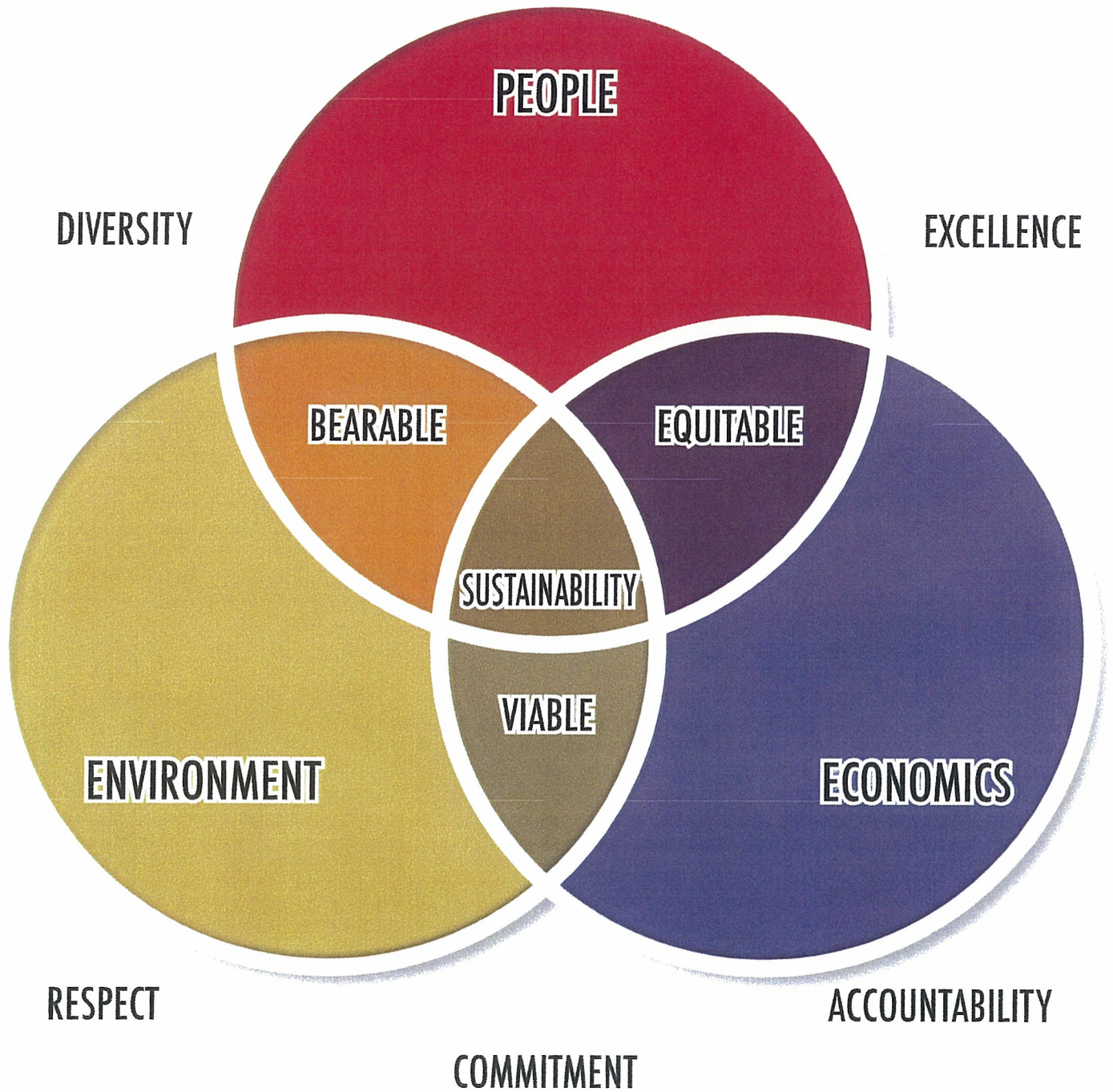
Consent Agenda

Old Business
Resolution for Fiscal Year Tax
Levy

Review of Minutes of Previous
Executive Sessions

Strategic Plan Priorities
Results Report

PRINCIPLES OF SUSTAINABILITY



Richland Community College Strategic Plan 2015 - 2018

College Vision

To be the Premier Source for Education, Workforce Training, Partnerships, and Economic Development.

College Mission

The mission of Richland Community College is to provide innovative educational environments, and opportunities, and experiences that enable individuals, communities, and the region to grow, thrive, and prosper.

Core Values

Commitment
Respect
Excellence
Accountability
Diversity

Strategic Plan

Goal 1: Elevate Teaching and Learning Standards

- Strategy A: Utilize Richland's Cross Disciplinary Outcomes process to assess student learning.
- Strategy B: Demonstrate the assessment of program student learning outcomes.
- Strategy C: Engage faculty and staff in program review using the established process.
- Strategy D: Enhance teaching and learning through faculty development opportunities.
- Strategy E: Deploy innovative instructional delivery and assessment systems.
- Strategy F: Expand project-based and other career-focused learning experiences for students.

Goal 2: Foster Student Success and Completion

- Strategy A: Engage in activities that improve the college and career readiness of Richland students.
- Strategy B: Advance a comprehensive Strategic Enrollment Management process and completion agenda.
- Strategy C: Engage students in the holistic development of educational pathways.
- Strategy D: Implement student success strategies to address progress expectations and identified momentum points.
- Strategy E: Establish robust student support systems including proactive advising and work-based career-focused experiences.

Goal 3: Create and Advance Workforce Development Partnerships

- Strategy A: Discover common workforce needs and opportunities to strengthen community relationships.
- Strategy B: Identify and implement new career and technical education programs of study and workforce development programs reflecting community economic development initiatives.
- Strategy C: Actively engage in legislative and government relations that serve to further Richland's mission.
- Strategy D: Proactively secure opportunities for media to highlight the vast portfolio of offerings available to District residents.
- Strategy E: Facilitate workforce and economic development opportunities through business incubator and other entrepreneurial training.
- Strategy F: Successfully fulfill the design, development and delivery of a new school of business integrated curriculum.

Goal 4: Ensure a Sustainable Organization

- Strategy A: Align and empower employee strengths that benefit the institution in meeting strategic goals.
- Strategy B: Optimize human, economic, and environmental expenses with available revenue.
- Strategy C: Balance the physical environment to connect to the College principles of sustainability.
- Strategy D: Identify and secure alternative revenue streams.
- Strategy E: Align facility utilization with established program needs.

L2 Division/Department/Area Balanced Scorecards

L1 Institutional Balanced Scorecard

Annual Priorities

Dashboard

Implementation and Performance

Implementation and Performance

Public Accountability

Public Accountability

<http://www.richland.edu/effectiveness/strategicplan>

2015 Strategic Plan Priorities

Goal 1: Elevate Teaching and Learning Standards.

Strategy A: Utilize Richland's Cross Disciplinary Outcomes process to assess student learning.

1. Complete evaluation of written communication artifacts.
2. Complete program reviews and development of shorter certificates in support of performance funding objectives linked to retention and completion.

Strategy B: Demonstrate the assessment of program student learning outcomes.

1. Assess progress and continue process of creating Program Student Learning Outcomes.

Strategy C: Engage faculty and staff in the program review using the established process.

1. Increase faculty and program staff involvement in program reviews scheduled by ICCB for FY15.
2. Implement institutional effectiveness reporting for each program area in accordance with 2014 strategic program reviews.

Strategy D: Enhance teaching and learning through faculty development opportunities.

1. Create and implement template for faculty to report annually professional development activities outside Professional Development Day.
2. Pilot test the Online Quality Assurance process in Summer 2015.

Strategy E: Expand project-based learning and other career-focused learning experiences for students.

1. Establish co-requisite model.
2. English Bridge Program curriculum will emphasize the elements of effective first-year writing/college-level English writing requirements.
3. Math Bridge Program - Complete pilots of MATH 098 in three new area high schools.
4. Establish one STEM content discipline to align with a high school.

Goal 2: Foster Student Success and Completion.

Strategy A: Engage in activities that improve the college and career readiness of Richland students.

1. Launch the fourth-year mathematics course at three additional high schools with appropriate academic support.
2. Using the ICCB Bridging the Gap Grant and in partnership with Workforce Investment Solutions, the Mathematics Enrichment Center will pilot a Math Boot Camp for SU15 for 25 high school graduates who place into developmental mathematics and who will attend Richland in FA15.

Strategy B: Advance a comprehensive Strategic Enrollment Management process and completion agenda.

1. Benchmark and increase the number of adults 50 and above enrolling in credit/noncredit coursework.
2. Benchmark and increase the number of adults transitioning from Adult Education Program to College certificate/degree program.
3. Support the enrollment growth of Heartland Technical Academy dual credit programs (particularly engineering technology areas CNC, CAD, CCS, renewable energy).
4. Increase enrollments for Workforce Development Institute covered programs (i.e., culinary arts, early childhood education, welding, automotive technology, diesel technology, collision repair).
5. Engage YCCC students in the YCCC/Richland articulation agreement (i.e., collaborative marketing).
6. Study intentional scheduling efforts (i.e., stream scheduling, transfer academy, Clinton scheduling, night academy) to determine next steps.
7. Benchmark and track enrollment patterns across various student populations (developmental education, online).
8. Reinforce enrollments through targeted marketing activities.

Strategy C: Engage students in the holistic development of educational pathways.

1. Assigned Advising process will be reviewed and adjusted to foster an environment that embraces students and advances them toward goal clarity and completion.
2. Each year by June 1 all materials for Financial Aid will be available for the new fiscal year.
3. Implement a Veteran-focused New Student Orientation for FA15.

Strategy D: Implement student success strategies to address progress expectations and identified momentum points.

1. Create promotions throughout the year that encourage applications for scholarships and strengthen connections to scholarship donors, students and parents.
2. Write 6-7 new scholarship agreements that support students with financial need.
3. Implement additional bridge programming for adult education students.

Strategy E: Establish robust student support systems including proactive advising and work-based career-focused experiences.

1. Streamline the application for graduation process. During 2015, the Records Office will develop, pilot and implement an application for graduation process that is student-centered and accurate and that engages the advisors.
2. Increase faculty and class presentations of College Central Network (CCN) to grow use by 10%.
3. Implement the internship tracking modules of CCN and track 50% of internships for FA15 via the portal.

Goal 3: Create and Advance Workforce Development Partnerships.

Strategy A: Discover common workforce needs and opportunities to strengthen community relationships.

1. Track advisory committee meetings and develop list of advisory committee recommendations.
2. Conduct 2-3 on-campus activities and 2 off-campus engagement activities to reconnect alumni to Richland.
3. Maintain, add and update contact information for Richland alumni.
4. Organize Advisory Committee for Alumni Association of community leaders to focus accurately on optimum activities that will engage alumni of different ages and generally broaden connections to all alumni.
5. Implement Richland and UIUC College of Engineering (Mechanical Engineering) Memorandum of Understanding to establish a wind turbine research plot in the AATP adjacent to NSEC and renewable energy laboratory (REL) activities.
6. Partner with community law enforcement organizations to use Progress City USA for "tactical" training.
7. Extend CCUS contract with U.S. Department of Energy and ADM Company.

Strategy B: Identify and implement new career and technical education programs of study and workforce development programs reflecting community economic development initiatives.

1. Develop and deploy CTE curriculum model pilot that aligns college courses with employer needs.
2. Expand STEM activities with K-12 partners (via Green Guide Series and IMA manufacturing awareness campaign).
3. Implement IDOT Highway Construction Program.
4. Implement Advisory Board for Carroll School of Business.

Strategy C: Actively engage in legislative and government relations that serve to further Richland's mission.

1. Reinforce Richland's role as a leader in broader public policy debate.
2. Maintain an open dialogue with elected officials regarding significant priorities, activities and decisions of the College.
3. Advocate on behalf of the community college system's agenda.
4. Utilize the collective expertise of elected officials to create new opportunities for Richland.
5. Participate in Economic Development Corporation and Greater Decatur Chamber of Commerce activities to increase Richland visibility regarding program and learning resources.

Strategy D: Proactively secure opportunities for media to highlight the vast portfolio of offerings available to District residents.

1. Strengthen press releases and stories promoting opportunities and events at the College.
2. Enhance monthly radio segments.
3. Enhance social media opportunities in promotion.

4. Highlight faculty and student awards and recognitions.

Strategy E: Facilitate workforce and economic development opportunities through business incubator and entrepreneurial training.

1. Implement Richland/National Foodworks Services, LLC, Memorandum of Understanding (Local Illinois Food Entrepreneurship (LIFE) Program).
2. Expand market for Richland coffee blends in conjunction with community business partnerships.
3. Identify economic development services to be offered by Richland.

Strategy F: Successfully fulfill the design, development and delivery of a new school of business integrated curriculum.

1. Implement Capital Campaign of Business Education Center through complete canvassing of specific Foundations and Corporations and 80% of top 50 prospects during the calendar year.
2. Align business programming pathway from Richland to Millikin University.

Goal 4: Ensure a Sustainable Organization.

Strategy A: Align and empower employee strengths that benefit the institution in meeting strategic goals.

1. Develop a model for activity-based costing that will allow comparisons with national norms.

Strategy B: Optimize human, economic and environmental expenses with available revenue.

1. Develop a balanced budget within the constraints of limited resources by the June Board of Trustees' meeting.
2. Review and modify the College's Health Insurance Benefit Program by benefit choice period to reduce costs for the College and staff.
3. Enhance existing reporting for financial data.
4. Review and modify procedures in purchasing, travel and cash management to ensure efficient use of College resources.

Strategy C: Balance the physical environment to connect to the College principles of sustainability.

1. Identify specific activities that, based upon the STARS rating system, will increase Richland's point total for an increased rating upon accomplishment of the activity.
2. Develop and construct training protocols enabling the College to meet the requirements outlined in the Crisis Management Plan for implementation by August opening of the academic year.

Strategy D: Identify and secure alternative revenue streams.

1. Seek three new grants that further Richland's mission and add to existing revenue streams.
2. Develop new and broaden existing revenue streams by building creative and entrepreneurial partnerships with foundations, corporations, government sources and private donors.

Strategy E: Align facility utilization with established program needs.

1. Work with the CBD, BLDD and contractors for efficient project management of the Student Success Center project.
2. Develop process for measurement and implementation of facility utilization.

CONVENING OF THE REGULAR MEETING

MINUTES OF THE REGULAR MEETING ON MAY 19, 2015

**MINUTES OF BOARD OF TRUSTEES REGULAR MEETING
DISTRICT NO. 537
RICHLAND COMMUNITY COLLEGE
ONE COLLEGE PARK – DECATUR, ILLINOIS 62521**

May 19, 2015

CONVENING OF THE MEETING

Call to Order The regular meeting was called to order at 5:30 p.m. Tuesday, May 19, 2015, in Conference Room E181 of the College by Chairman Campbell. Chairman Campbell also recited the College Vision, Mission, and Core Values.

Roll Call

Trustees Present: Bruce Campbell, Dr. Larry Osborne, Tom Ritter, Dale Colee, Dr. David Coopridner, Bishop Wayne Dunning, Randy Prince, Donnie Lewis

Trustees Absent: None

Also present: Dr. Gayle Saunders and other staff members

MINUTES OF PREVIOUS MEETING

The minutes of the regular meeting of April 21, 2015, had been distributed to the Board prior to this meeting.

Bishop Dunning moved to approve the minutes of the regular meeting of April 21, 2015. Colee seconded. Voice vote being all ayes, Chairman Campbell declared the motion carried.

APPEARANCE OF CITIZENS AND INTRODUCTION OF GUESTS

RESULTS OF ELECTION HELD ON APRIL 7, 2015

On January 1, 2006, Public Act 94-0647, abolished local canvassing boards and stated that canvassing would be done by the appropriate election authority. Steve Bean canvassed the votes of the Consolidated Election held on April 7, 2015, that included Macon, Logan, DeWitt, Christian, Moultrie, Piatt, Sangamon, and Shelby counties.

The canvass of the eight counties represented in the Consolidated Election for Richland Community College District #537 indicated the following votes for the three candidates: Thomas W. Ritter (11,807 votes), Randall D. Prince (8,830 votes), and Norma F. Gogins (7,411 votes). Accordingly, Thomas W. Ritter and Randall D. Prince are duly elected and are

qualified to be seated as members of the Board of Trustees for Richland Community College District #537 for six-year terms.

Dr. Coopriider moved to accept the results of the April 7, 2015, Consolidated Election, which declared Thomas W. Ritter and Randall D. Prince duly elected and qualified to be seated as members of the Board of Trustees for their respective terms of office. Dr. Osborne seconded. Voice vote being all ayes, Chairman Campbell declared the motion carried.

OATH OF OFFICE AND SEATING OF TRUSTEES ELECTED IN THE CONSOLIDATED ELECTION – TOM RITTER AND RANDY PRINCE

Chairman Campbell suspended the oath of office to Tom Ritter and Randy Prince for six-year terms (2015-2021) since they were re-elected. Ritter and Prince were seated as members of the Board of Trustees.

REORGANIZATION OF BOARD OF TRUSTEES AND AD HOC APPOINTMENTS

Bishop Dunning and Dr. Osborne of the Nominating Committee moved to suspend the Reorganization of Board of Trustees and Ad Hoc Appointments until the June Board of Trustees meeting.

WRITTEN COMMUNICATIONS

- Correspondence was received from Government Finance Officers Association recognizing Megan Moore, Director of Accounting, with a Certificate of Achievement for excellence in financial reporting. This is the highest recognition in governmental accounting and financial reporting, and its attainment represents a significant accomplishment by a government and its management.

College Activities Report:

- Highway Construction Careers Training Program Graduation will be held on May 22, 2015, at 3:00 p.m. in the Salons.
- Finder's Market will be held on May 29th and 30th in Progress City USA.
- Summer Classes begin on June 1, 2015.
- GED Graduation will be held on June 4, 2015, at 7:00 p.m. in the Shilling Auditorium.
- Saturday Produce Market will begin at 8:00 a.m. under the Wind Turbine on June 6th. It will run every Saturday through September 26, 2015.
- Board of Trustees meeting – June 16, 2015 at 5:30 p.m.

Personnel Update

Retirements, Resignation, and Terminations

- Melissa Sphar, Child Care Teacher, Early Childhood Education Center, effective April 13, 2015
- Lekiesha Byars, Administrative Assistant, Decatur Community Partnership, effective April 28, 2015
- Kelly Wheeler, Enrollment Advocate, Student Success, effective May 6, 2015
- Lori Shimizu, Literacy Specialist, Project READ, effective May 31, 2015
- George Sloom, Commercial Custodial Instructor, Lincoln Correctional Center, effective June 28, 2015

Construction Report

Greg Florian highlighted the written report of the construction progress of the Student Success Center, the extension of the Fire and Security System, and Lock Replacement project. Greg also updated the Board on the plans for submission of RAMP that will be accepted at the June Board of Trustees meeting and submitted to the Illinois Community College Board.

SPECIAL REPORTS

REPORT OF THE PRESIDENT

1. The 2nd year radiography students participated in the International Society of Radiographers and Radiological Technologists Annual Conference in Peoria. Four students placed 1st in the Scholar Bowl, and two other students received recognitions as well. Congratulations to Matt Cardinal, Radiography Program Director and the students for a job well done.
2. Also, in its 8th year in a row 100% of the Surgical Technology students passed their certification test. Congrats to Kathy Lee and Brooke Oliver.
3. ICCTA Lobby Day was held a few weeks ago. The Student Government Association took 13 students to Springfield. Phi Theta Kappa All USA Teams were honored at the annual banquet and two Richland Community College students were recognized – Angelina Adams (transferring to Eastern Illinois University) and Kaylie Griffin, our current student body President (transferring to the University of Illinois).
4. The Diversity Conference Planning committee postponed the 15th annual conference to be held at Richland Community College.

5. Richland Community College hosted a 50+ Getting Connected workshop this month. This was an opportunity for community members to tour Richland and participate in learning demonstrations. This program was supported by a state grant.
6. The President's Council recently met in Springfield. Many updates were provided and bills discussed that are gaining traction in the House or Senate. The ICCB has hired a consultant to work with the Presidents Council and ICCB on completing a new report regarding the opportunities for Illinois community colleges to award Baccalaureate Degrees in the future.
7. Congressman Rodney Davis held a press conference on Richland's campus. He was promoting his co-sponsorship of H.R. 1530, Opportunity KNOCKS which stands for Kindling New Options for Career and Knowledge Seekers Act. Of particular interest is the linking of unemployment benefits to workforce preparation and degrees.
8. The annual Student Awards and Recognition Program was held on May 1st. Students were recognized for Student Leadership, Core Values, and Outstanding Club Advisor. This was another well attended event and a great opportunity to honor our students.
9. Bistro Five Thirty Seven has determined its ability to remain open throughout the summer months on Tuesday's and Thursday's for lunch and dinner. Reservations are still recommended by calling ext. 537.
10. The Employee Retirement Reception was held on Tuesday May 5, 2015, to honor Jim Turnball who retired from a long career as Commercial Truck Driving Program Director.
11. The Summer Board Retreat will be held on Thursday July 23, 2015, on Richland's campus in the Center for Sustainability and Innovation building. Trustees were asked to submit topics to the President.
12. The Richland Community College Foundation Golf outing was held at Hickory Point Golf Course on May 8th. Even though the event was rained out after five holes, there was a great turn out and the Foundation was able to raise \$19,000.00 that will upgrade of the Wi-Fi in the Mueller Student Center.
13. The Illinois Supreme Court unanimously ruled the state's pension law unconstitutional. This ruling will require lawmakers and Governor Rauner to go back to the negotiating table to try and solve the State's pressing financial issues. It is unknown at this time if the ruling will have any bearing on the community college system, but the FY16 budget is built on a 10% State decrease in funding over last year's allocation.
14. The November 17th Board Meeting will be held in the Meridian School District. We will begin with a light supper and discussion with community members at 5:00 p.m. followed by the regularly scheduled board meeting. We will continue to work on the details and keep you informed.

15. The Greater Decatur Chamber of Commerce sponsored the Illinois Department of Transportation Listening Tour on May 11th at ADM. More than 100 people were in attendance. The panel included the President, Representative Bill Mitchell, Representative Sue Scherer, Scott Frederickson from ADM, Ryan McCrady with the EDC, and Billy Tyus from the City of Decatur.
16. Graduation was held Friday night, with The Health Profession Pinning taking place at 5:00 p.m. at the Decatur Civic Center. This was another special event honoring the accomplishments of our students. Thanks to each of you for your participation.
17. The College received word that State Farm Agents Melanie and Al Schelling selected Johnnothan Stanley as the State Farm scholarship recipient. Johnnothan is pursuing a degree at Richland in Culinary Arts. The Schelling's wanted to give back to the Decatur community in a way that supported local youth and encouraged personal responsibility and achievement.
18. May 20, 2015, at 2:15 p.m. we will be hosting a press conference to highlight collaboration with the National Foodworks Services, LLC to facilitate food entrepreneurship. The press conference will be held in the Andreas Agribusiness Education Center atrium and you are all invited to attend.
19. Deborah Yaden and Laurie Hughes with the CEHFA Division presented the College Spotlight – Honors Program.
20. The second spotlight was a Farm Progress Show Update video featuring Matt Jungmann, Manager of Farm Progress Companies.

REPORT OF ICCTA

Mr. Colee reported that Dr. Coopriider participated in Lobby Day on April 29, 2015.

It was reported that there will be a 1% increase in ICCTA dues in FY16.

June 5 and 6 will be the annual ICCTA meetings in Schaumburg, Illinois. Mr. Colee plans to attend.

REPORT OF STUDENT TRUSTEE

Student Trustee Donnie Lewis reported on the upcoming events at Richland Community College. The activities are listed in the board book.

AGREEMENTS AND CONTRACTS AUTHORIZED BY PRESIDENT SAUNDERS

Dr. Saunders signed a Memorandum of Understanding between Illinois Network of Child Care Resources and Referral Agencies and Richland Community College for administration of the Gateways to Opportunity Scholarship Program effective July 1, 2015.

EXECUTIVE SESSION - None

CONSENT AGENDA

Charge Back

A recommendation to approve the Charge Back Application for Sydney Myers to attend Parkland College in the Veterinary Technology Program for Summer 2015 – Spring 2016, was presented to the Board.

Tractor-Trailer Lease

A recommendation to authorize the College Administration to enter into a one year lease extension with Shippers Rental at a cost of \$2,000.00 per month for one year, was presented to the Board.

Prince moved to approve the consent agenda items as presented. Dr. Osborne seconded. Roll call vote being all ayes, Chairman Campbell declared the motion carried.

OLD BUSINESS

Approval for Change in Budget for the Student Success Center

A recommendation was made to approve a Change in Budget for the Student Success Center from \$4,698,700.00 to \$6,299,000.00 with no change in scope and direct the Administration to submit the change to the Illinois Community College Board for approval.

Dr. Coopriider moved to approve the Change in Budget for the Student Success Center from \$4,698,700.00 to \$6,299,000.00 with no change in scope and direct the Administration to submit the change to the Illinois Community College Board for approval. Dr. Osborne seconded. Roll call vote being all ayes, Chairman Campbell declared the motion carried.

Foundation Update

Richard McGowan, Executive Director, Foundation and Development, presented to the Board.

The Foundation Board of Directors met April 28 for its second quarterly meeting of the year.

The scholarship dinner was a success. The dinner netted \$13,000.00 which will be added to the William T. Eichenauer Endowed Scholarship Fund.

The annual golf outing was held May 8. Funds raised from the golf outing will be used to upgrade broadband Wi-Fi wireless services in the Mueller Student Center and the Kitty Lindsay Learning Resource Center.

New Foundation Board of Directors were elected to serve a three-year term.

- Bob Yuhas, Chairman
- Myung Kim, Vice Chairman
- Brett Swallow, Treasurer

The Directors re-elected the following to serve a second term on the Foundation Board.

- Gayle Albert
- Dr. Alan Frigy
- Rick Moore
- Dr. Joseph Schrodt

The chief focus of the Foundation has been the Capital Campaign for the new Carroll School of Business. There has been steady progress from the neighborhood awareness gatherings and excellent discussion and explanations of the plans have been shared.

Tricia Cordulack, Director of Scholarships and Alumni relations, has attended a number of honors and awards assemblies at area high schools, where she has been presenting scholarships to graduating seniors who plan to attend Richland Community College in the fall.

NEW BUSINESS

Tentative FY2016 Budget

The tentative budget for Fiscal Year 2016 was distributed to the Board. The budget is available for public inspection in the Business Office for a minimum of 30 days prior to the Public Budget hearing on June 16, 2015.

BOARD POLICIES, PROPOSALS, AND CHANGES

Board Policy Section 4 – Student and Academic Services – Third Reading/Adoption

Section 4 was presented for third reading and adoption. Changes are reflective of clarification in language and responsible offices for implementation of policy. There were changes in the Financial Aid Program section as a result of update in policy, procedure and implementation of the program on both the state and federal levels.

Prince moved to approve Board Policies Section 4 – Student and Academic Services as presented. Dr. Osborne seconded. Voice vote being all ayes, Chairman Campbell declared the motion carried.

FINANCIAL REPORT

Bills Payable

The April 2015 Treasurer's Report and Financial Statement were presented to and discussed with the Board.

A list of bills paid in the amount of \$1,013,782.68 for April 2015 was distributed to the Board prior to the meeting.

Prince moved to ratify the April bills paid and approve the Financial Statement subject to audit. Dr. Osborne seconded. Roll call vote being all ayes, Chairman Campbell declared the motion carried.

ITEMS FROM THE BOARD - None

ADJOURNMENT

Prince moved and Dr. Osborne seconded to adjourn the meeting at 6:48 p.m.

Dr. David Coopriider, Secretary

APPEARANCE OF CITIZENS AND INTRODUCTION OF GUESTS

**REORGANIZATION OF BOARD OF TRUSTEES AND AD HOC
APPOINTMENTS**

WRITTEN COMMUNICATIONS

TO: Dr. Gayle Saunders
FROM: Lisa Gregory^{smle}, Executive Director, Public Information and Chief of Staff
DATE: June 4, 2015
SUBJECT: College Activities Report

Please find attached the *Richland Community College Activities Report* for the current month and a preview of next month. The *Activities Report* is meant to provide information on items of College-wide and community interest and to spotlight the variety of activities and events in which the College is engaged.

June 2015

- June 20, 27 Saturday Produce Market
8:00 a.m. – Noon – Sequestration Building/under Wind Turbine
The Richland Student Farms will host a fresh produce market every Saturday morning from June 6, 2015, to September 26, 2015. This Market will offer fresh fruits and vegetables grown by Richland Students, as well as, local farmers.
- June 26, 27 Finder's Market – Progress City USA
3:00 p.m. – 7:00 p.m. – June 26, 2015 - \$5 admission charge
9:00 a.m. – 3:00 p.m. – June 27, 2015 – No admission charge

July 2015

- July 4, 11
18, 25 Saturday Produce Market
8:00 a.m. – Noon – Sequestration Building/under Wind Turbine
The Richland Student Farms will host a fresh produce market every Saturday morning from June 6, 2015, to September 26, 2015. This Market will offer fresh fruits and vegetables grown by Richland Students, as well as, local farmers.
- July 17-18 Macon County Relay for Life
4:00 p.m. – 10:00 a.m. – Shilling Parking Lot
Approximately 500 walkers from 50 different teams will be taking part.
- July 21 Board of Trustees Meeting
5:30 p.m.
- July 22, 23 Finals

To: Dr. Gayle Saunders, President
From: Richard Gschwend, Director, Human Resources
Date: June 1, 2015
Subject: Personnel Update



Retirements, Resignations, and Terminations


| Name | Position | Last Day |
|--------------|---|-----------------|
| J.C. Collins | Instructor, Job Preparedness Pontiac Correctional Center | 06/05/15 |
| Karen Becker | Professor, English Communications, Education, Humanities, and Fine Arts | 08/07/15 |

Changes

| Name | Position | Start Date |
|------------------|---|-------------------|
| Jennifer Iwanski | Child Care Teacher Early Childhood Development Center | 05/11/15 |
| Lori Shimizu | Child Care Teacher's Assistant, Early Childhood Development Center | 06/01/15 |

MEMORANDUM

BUSINESS SERVICES

To: Dr. Gayle Saunders
From: Greg Florian 
Date: June 2, 2015
Re: Construction Project Status

Current Construction Projects

Student Success Center –The interior work is advancing very quickly. The Contractor has installed 20% of the metal stud walls. Plumbing, HVAC, and electrical work is on schedule with systems installation in the remodeling area. The structural steel for the skylight is on site as well as part of the steel for the new addition. Drilling for the ground-source heating/cooling system is 65% complete with the majority of the wells drilled. Sanitary sewer and storm sewer work is underway. Connection of the new systems to the existing systems is planned for June 5th. Weather permitting, excavation for the foundation of the addition is scheduled to begin early June.

Extension of the Fire and Security System – Bodine has completed the boring of the conduit to the facility and are working on installing the fiber connection. This project is scheduled for completion by the end of June.

Lock Replacement – The contractor has completed installation of 80% of the locks for this project and will complete their work within the next two weeks. This grant funded project is required to be completed by the end of the fiscal year.

SPECIAL REPORTS

Richland Community College
STUDENT GOVERNMENT ASSOCIATION
BOARD REPORT

June 2015

Student Trustee: Donnie Lewis

President: Shari Mariner *Vice-President:* TBD *Secretary:* TBD

Student Engagement Activities:

- 6/16: National Fresh Veggie Day
- 6/24: New Student Orientation
- 7/7: National Chocolate Day
- 7/14: New Student Orientation (Clinton Higher Education Center)



Commitment Respect Excellence Accountability Diversity

**MONTHLY REPORT OF RICHLAND COMMUNITY COLLEGE
AGREEMENTS/CONTRACTS**

AUTHORIZED BY PRESIDENT SAUNDERS FOR THE MONTH OF

May 2015

05/20/2015 Dr. Saunders signed an agreement between National Foodworks Services, LLC and Richland Community College.

EXECUTIVE SESSION

Executive Session- June 16, 2015


MOTION FOR CLOSED SESSION

I move that the Board enter into closed session for the purpose of discussing individual employments, as specified in Section 2 (c) (1); for the purpose of discussing collective negotiating matters, as specified in Section 2 (c) (2); for discussion of purchase or lease of real property, as specified in Section 2 (c) (5); for discussion of pending or probable litigation, as specified in Section 2 (c) (11); and for self-evaluation, as specified in Section 2 (c) (16) of the Open Meetings Act.

Richland Community College is in compliance with Public Act 93-0523, requiring the tape or video recording of all executive

CONSENT AGENDA

CHARGE BACKS

TO: Board of Trustees
FROM: Dr. Gayle Saunders 
DATE: June 16, 2015
SUBJECT: Consent Agenda

Mr. Chairman, Members of the Board of Trustees, the following items are presented as a consent agenda to be acted upon within the same motion. Any Board member may remove an item from the consent agenda to be acted upon separately. Supporting documentation for each consent agenda item is attached.

Therefore, it is recommended that the Board of Trustees approve the following:

A. Charge-Backs

1. Mason Dial – Precision Agriculture Technology – Parkland College – 2015 Fall Term through 2016 Summer Term

Thank you.

**RICHLAND COMMUNITY COLLEGE
STUDENT AND ACADEMIC SERVICES**

MEMORANDUM

TO: Dr. Gayle Saunders
FROM: Dr. Denise Crews *DC*
SUBJECT: Application to Attend Another Recognized Illinois Public
Community College (Charge-Back)
DATE: June 3, 2015

**An Application for Charge-Back has been reviewed and approval is recommended
for the applicant listed below:**

Application for Continued Enrollment


Mason J. Dial
8515 Little Galilee Rd.
Maroa, IL 61756

Precision Agriculture Technology
AAS
Parkland College

Fall 2015 thru
Summer 2016

OLD BUSINESS

TO: Board of Trustees

FROM: Dr. Gayle Saunders 

DATE: June 16, 2015

SUBJECT: Resolution Adopting Fiscal Year 2016 Budget

Mr. Chairman, Members of the Board, Resolution No. 14-26, Adopting Fiscal Year 2016 Budget, is presented for your approval.

As required by statute, the tentative budget has been available for public inspection since May 15, 2015.

Funding sources have been identified for all expenditures requested in this balanced budget.

Greg Florian will be available to answer any questions you have.

Therefore, it is recommended that the Board of Trustees adopt Resolution No. 14-26, Adopting Fiscal Year 2016 Budget, as presented.

Thank you.

**RICHLAND COMMUNITY COLLEGE
DISTRICT NO. 537
ONE COLLEGE PARK
DECATUR, ILLINOIS 62521**

RESOLUTION NO. 14-26: RESOLUTION ADOPTING FISCAL YEAR 2016 BUDGET

WHEREAS, the Board of Trustees of Community College District No. 537 (Richland Community College), Counties of Macon, Christian, DeWitt, Logan, Moultrie, Piatt, Sangamon, and Shelby, and State of Illinois, caused to be prepared in tentative form a budget, and the Secretary of said Board has made the said budget conveniently available to public inspection for at least 30 days prior to final action thereon, and

WHEREAS, a public hearing was held as to such budget on the 16th day of June, 2015, notice of said hearing having been given at least 30 days prior thereto as required by law and all other legal requirements having been complied with,

NOW, THEREFORE, BE IT RESOLVED THAT

- (1) The fiscal year of said Community College District be and the same hereby is fixed and declared to begin July 1, 2015, and to end June 30, 2016, and
- (2) The budget of estimated sources and uses from each fund separately shall be as noted below and the same adopted as the budget of said Community College District No. 537 for the said fiscal year:

| Fund | Sources | Uses |
|---|------------|------------|
| Education Fund | 15,307,770 | 15,307,770 |
| Operations and Maintenance Fund | 1,955,909 | 1,955,909 |
| Operations and Maintenance (Restricted) | 1,229,645 | 1,229,645 |
| Bond and Interest Fund | 2,423,088 | 2,423,088 |
| Auxiliary Enterprise | 1,455,270 | 1,455,270 |
| Restricted Purposes | 9,816,164 | 9,816,164 |
| Working Cash | 3,000 | 3,000 |
| Trust and Agency Fund | 75,550 | 75,550 |
| Audit | 71,749 | 71,749 |
| Liability, Protection and Settlement | 1,469,687 | 1,469,687 |

Resolution No. 14-26
June 16, 2015
Page 2

COMMUNITY COLLEGE DISTRICT NO. 537 OF
MACON, CHRISTIAN, DEWITT, LOGAN,
MOULTRIE, PIATT, SANGAMON AND SHELBY
COUNTIES, AND STATE OF ILLINOIS

BY: _____
Bruce Campbell, Chairman

ATTEST:

Dr. David Coopridner, Secretary

DATE: June 16, 2015 (SEAL)

NEW BUSINESS

01/12



TO: Board of Trustees
FROM: Dr. Gayle Saunders *GS*
DATE: June 16, 2015
SUBJECT: Compliance with Prevailing Wage Act

Mr. Chairman, Members of the Board, as required by the Prevailing Wage Act, it is recommended that the Board adopt the general prevailing rate of wages for this area for laborers, mechanics, and other workers engaged in construction of public works at Richland Community College.

The resolution supports the Department of Labor's findings as had been done in past years. The Department of Labor's findings for the eight counties in our District are available for review in the President's Office.

Therefore, it is recommended that the Board of Trustees approve Resolution No. 14-27, Compliance with Prevailing Wage Act, as presented.

**RICHLAND COMMUNITY COLLEGE
DISTRICT NO. 537
ONE COLLEGE PARK
DECATUR, ILLINOIS 62521**

RESOLUTION NO. 14-27: COMPLIANCE WITH PREVAILING WAGE ACT

WHEREAS, the State of Illinois has enacted "An Act regulating wages of laborers, mechanics, and other workers employed in any public works by the State, county, city, or any public body or any political subdivision or by anyone under contract for public works," approved June 26, 1941, codified as amended, 820 ILCS 130/1 et seq., formerly Ill. Rev. State., Ch. 48, par. 39s-1 et seq. and

WHEREAS, the aforesaid Act requires that Richland Community College investigate and ascertain the prevailing rate of wages as defined in said Act for laborers, mechanics, and other workers in the localities of Macon, Christian, DeWitt, Logan, Moultrie, Piatt, Sangamon, and Shelby Counties employed in performing construction of public works for Richland Community College.

NOW, THEREFORE, BE IT RESOLVED by the Board of Trustees of the Richland Community College District No. 537:

SECTION 1: To the extent and as required by "An Act regulating wages of laborers, mechanics, and other workers employed in any public works by State, county, city, or any public body or any political subdivision or by anyone under contract for public works," approved June 26, 1941, as amended, the general prevailing rate of wages in the locality for laborers, mechanics, and other workers engaged in construction of public works coming under the jurisdiction of Richland Community College, is hereby ascertained to be the same as the prevailing rate of wages for construction work in the Macon, Christian, DeWitt, Logan, Moultrie, Piatt, Sangamon and Shelby County areas as determined by the Department of Labor of the State of Illinois as of June 2005, a copy of those determinations being attached hereto and incorporated herein by reference. As required by said Act, any and all revisions of the prevailing rate of wages by the Department of Labor of the State of Illinois shall supersede the Department's June determinations and apply to any and all public works construction undertaken by Richland Community College. The definition of any terms appearing in this resolution also which are used in aforesaid Act shall be the same as in said Act.

SECTION 2: Nothing herein contained shall be construed to apply said general prevailing rate of wages as herein ascertained to any work or employment except public works construction of Richland Community College to the extent required by the aforesaid Act.

SECTION 3: Richland Community College shall publicly post or keep available for inspection by any interested party in the main office of Richland Community College these determinations or any revisions of such prevailing rates of wages. A copy of the applicable determination or of the current revised determination of prevailing rate of wages then in effect shall be attached to all contract specifications.

SECTION 4: Richland Community College shall mail a copy of the applicable determination to any employer, and to any association of employers and to any person or association of employees who have filed their names and addresses, requesting copies of any determination stating the particular rates and the particular class of workers whose wage will be affected by such rates.

SECTION 5: Richland Community College shall promptly file a certified copy of this resolution with both the Secretary of State Index Division and the Department of Labor of the State of Illinois.

SECTION 6: Richland Community College shall cause to be published in a newspaper of general circulation within the area a copy of this resolution, and such publication shall constitute notice that the determinations are effective and that these are the determinations of this public body.

This resolution, having received a majority affirmative vote of a quorum of Trustee members present, is hereby PASSED and APPROVED.

COMMUNITY COLLEGE DISTRICT NO. 537
OF MACON, CHRISTIAN, DEWITT, LOGAN,
MOULTRIE, PIATT, SANGAMON, AND SHELBY
COUNTIES, AND STATE OF ILLINOIS

BY: _____
Bruce Campbell, Chairman

ATTEST:

Dr. David Coopridier, Secretary

DATE: June 16, 2015 (SEAL)

TO: Board of Trustees

FROM: Dr. Gayle Saunders *GS*

DATE: June 16, 2015

SUBJECT: Annual State Funded Capital Request – Resource Allocation Management Plan (RAMP) Document

Mr. Chairman, Members of the Board, included as a supplement to the Board Book is the Resource Allocation Management Plan (RAMP). Each year, all colleges in Illinois submit a RAMP document to the Illinois Community College Board, which is then submitted to the Illinois Board of Higher Education.

This year, the College requests state capital funding consideration for two projects. The projects include the Business Education Center Addition and Renovations, and Life Sciences/Health Professions Addition. All project estimates have been adjusted to reflect current building costs.

Richland Community College is responsible for 25% of the cost of each project. A commitment stating how the 25% share will be funded is attached.

Therefore, it is recommended that the Board of Trustees authorize the College administration to file a Resource Allocation Management Plan (RAMP) with the Illinois Community College Board and certify that funds are, or will be, available as presented in the attached commitment.

Thank you.

Richland Community College
One College Park
Decatur, Illinois 62521



MEMORANDUM

BUSINESS SERVICES

To: Dr. Gayle Saunders
From: Greg Florian *Greg*
Date: June 1, 2015
Re: Fiscal Year 2017 RAMP Request

Shown below are summary statements for each project requested in the FY17 RAMP submission.

Pursuant to discussion at the May 2015 Board of Trustees meeting regarding the completion of the Workforce Development Institute, the National Sequestration Education Center, and the Center for Sustainability and Innovation, the RAMP request for FY17 has been adjusted and only include the Business Education Center and the Life Sciences/Health Professions projects.

The scope of the two projects reflects future space needs. Refinements to the specific project scope for the projects will be addressed once funding for planning has been determined. In following with College efforts to increase sustainability, all of the projects' estimates have been adjusted to reflect current building costs necessary to meet LEED criteria.

This year's requests in priority order are as follows:

Business Education Center Addition and Renovations

Richland strives to create educational opportunities for individuals wishing to improve their careers; this renovated space will revitalize programming that supports incumbent workers as they improve their skills necessary to compete in the global market. The space will also create an environment that enhances the College's soft-skills training such as workplace readiness for entry-level employees. Training and education must address the need for employees exhibiting a broad spectrum of core competencies that stress a combination of various business and technological skills. By incorporating this change, Richland's business and technology programs will demonstrate a cross-discipline philosophy as well as cross-cultural training.

Life Sciences/Health Professions Addition

This project addresses critical workforce skills shortage in STEM fields with a focus on physical and life sciences including healthcare. Richland is developing the necessary educational and training opportunities that will provide real-world experiences. Educational goals established in the recently adopted strategic plan and expansion of the College's economic development efforts support the area's need for a greater educated workforce.

The existing science laboratories have reached the age that renovation is necessary in order to accommodate new technology. Additionally, the College is modifying its business model to incorporate the possibility of public private partnerships in the facility. Through the public private environment, students will gain a real world application of the learning concepts. The current space is not constructed in such a way that will accommodate this model. Additionally, greater flexibility with modifying the laboratory technology and learning space is needed to incorporate this delivery method.

This capital request will be submitted to the Illinois Community College Board by July 1, 2015, for consideration with their fiscal year 2017 funding request. The requirements for the funding of each project are shown on the worksheets included in the RAMP Document. Richland will be responsible for funding 25% of the cost of each project. A certification stating how the 25% share will be funded is included for Board action.

It is recommended that the Board of Trustees approve the FY17 RAMP request and Certification for Funding as attached.

If you have any questions, please contact me.

BOARD OF TRUSTEES MATCHING FUNDS COMMITMENT

I hereby certify that the Board of Trustees of Richland Community College, District #537, meeting in their regular session on 6/16/15, with a quorum present, officially authorized the submission of the attached Fiscal Year 2017 RAMP Community College Capital Project Request.

- I certify that the Board reviewed and approved the attached programmatic justification, scope of work, and related forms for the project identified below.
- I further certify that Board has made a commitment to either use available assets and/or credits, or to make local funds available for the project requested as indicated below, should the project be approved.

PROJECT NAME: Business Education Center Addition and Renovations

Proposed Source(s) of Local Funding

| | (List the Dollar Amount) |
|--|----------------------------|
| 1. Available Local Fund Balances | \$ <u>1,900</u> |
| 2. Protection, Health, and Safety Tax Levy | \$ _____ |
| 3. Protection, Health, and Safety Bond Proceeds | \$ _____ |
| 4. Other Debt Issue | \$ <u>480</u> |
| 5. State Certified Construction Credits (Remaining from 1987) | \$ _____ |
| 6. Other (Please specify) _____ | \$ _____ |
| TOTAL LOCAL MATCH | \$ <u>2,380</u> |

Signed _____
Chairperson of the Board of Trustees

Signed _____
Chief Executive Officer of the College District

COMPLETE ONE FOR EACH PROJECT REQUESTED

BOARD OF TRUSTEES MATCHING FUNDS COMMITMENT

I hereby certify that the Board of Trustees of Richland Community College, District #537, meeting in their regular session on 6/16/15, with a quorum present, officially authorized the submission of the attached Fiscal Year 2017 RAMP Community College Capital Project Request.

- I certify that the Board reviewed and approved the attached programmatic justification, scope of work, and related forms for the project identified below.
- I further certify that Board has made a commitment to either use available assets and/or credits, or to make local funds available for the project requested as indicated below, should the project be approved.

PROJECT NAME: Life Sciences/Health Professions Addition


Proposed Source(s) of Local Funding

| | (List the Dollar Amount) |
|--|--------------------------|
| 1. Available Local Fund Balances | \$ _____ |
| 2. Protection, Health, and Safety Tax Levy | \$ _____ |
| 3. Protection, Health, and Safety Bond Proceeds | \$ _____ |
| 4. Other Debt Issue | \$ <u>6,654</u> |
| 5. State Certified Construction Credits (Remaining from 1987) | \$ _____ |
| 6. Other (Please specify) _____ | \$ _____ |
| TOTAL LOCAL MATCH | \$ <u>6,654</u> |

Signed _____
Chairperson of the Board of Trustees

Signed _____
Chief Executive Officer of the College District

COMPLETE ONE FOR EACH PROJECT REQUESTED

TO: Board of Trustees
FROM: Dr. Gayle Saunders 
DATE: June 16, 2015
SUBJECT: Authorization to Transfer Interest Earnings of the Working Cash Fund –
Resolution No. 14-28

Mr. Chairman, Members of the Board, Resolution No. 14-28, Transferring the Interest Earning of the Working Cash Funds is proposed for adoption by the Board of Trustees.

The Resolution provides that the Board of Trustees authorize the Treasurer of the College to transfer 100% of interest monies earned from the investment of the Working Cash Fund to the Education Fund and/or Operations and Maintenance Funds as allowed by Section 3-33.6 of the Public Community College Act.

Greg Florian will be available to answer any question you may have.

Therefore, it is recommended that the Board of Trustees adopt Resolution No. 14-28, Transferring the Interest Earning of the Working Cash Fund, as presented.

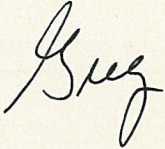
Thank you.

Richland Community College
One College Park
Decatur, Illinois 62521



MEMORANDUM

BUSINESS SERVICES

To: Dr. Gayle Saunders
From: Greg Florian 
Date: May 26, 2015
Re: Transfer of Working Cash Earnings

Each fiscal year authorization is requested to transfer the interest earnings from the Working Cash Fund to the General Funds. These monies will be used for necessary and ordinary expenses of the College.

This Resolution authorizes the Treasurer of the College to transfer the interest earnings from the investment of the Working Cash Fund to the Education and/or Operations and Maintenance Fund as allowed by Section 3-33.6 of the *Public Community College Act*.

It is recommended that the Resolution be approved by the Board of Trustees.

If you have any questions, please contact me.

**RICHLAND COMMUNITY COLLEGE
DISTRICT NO. 537
ONE COLLEGE PARK
DECATUR, ILLINOIS 62521**

**RESOLUTION NO. 14-28: TRANSFERRING THE INTEREST EARNINGS OF THE
WORKING CASH FUND**

WHEREAS, the Board of Trustees of Community College District No. 537, Counties of Macon, Christian, DeWitt, Logan, Moultrie, Piatt, Sangamon, and Shelby, and the State of Illinois has issued and sold working cash fund bonds and the proceeds thereof have been deposited in a Working Cash Fund; and

WHEREAS, Section 3-33.6 of the Public Community College Act provides authorization for the transfer of monies earned as interest from the investment of said Working Cash Fund to the Education Fund or the Operations and Maintenance Fund without any requirements of repayment; and

WHEREAS, the principle of the Working Cash Fund is invested and earning interest throughout the year and interest earned not yet received from July 1, 2015, to June 30, 2016; and

WHEREAS, it is proposed to transfer 100% of said interest to the Education Fund and Operation and Maintenance Fund of this District; and

WHEREAS, said interest monies so transferred will be used for necessary and ordinary expenses of this District.

NOW, THEREFORE, BE IT RESOLVED, that the Treasurer of this District is hereby directed to transfer, from the Working Cash Fund, any interest earned throughout the year, to the Education Fund and the Operation and Maintenance Fund.

Resolution No. 14-28
June 16, 2015
Page 2

COMMUNITY COLLEGE DISTRICT NO. 537
OF MACON, CHRISTIAN, DEWITT, LOGAN,
MOULTRIE, PIATT, SANGAMON, AND SHELBY
COUNTIES, AND STATE OF ILLINOIS

BY: _____
Bruce Campbell, Chairman

ATTEST:


Dr. David Coopriider, Secretary

DATE: June 16, 2015 (SEAL)

FINANCIAL REPORT



TO: Board of Trustees

FROM: Dr. Gayle Saunders 

DATE: June 16, 2015

SUBJECT: Financial Report

Mr. Chairman, members of the Board, attached are the Treasurer's Report, Financial Statement and the Bills for Ratification.

Greg Florian will be available to explain the Treasurer's Report and Financial Statement and to answer any questions regarding the bills.

Therefore, it is recommended that the Board of Trustees ratify the May 2015 bills paid and approve the Financial Statement to be filed for audit.

Thank you.

Richland Community College

Financial Report
May, 2015

| Report ----- | Page ----- |
|---------------------------------------|---------------|
| Treasurer's Report | 1 |
| Revenue Summary-Education Fund | 2 |
| Revenue Summary-Operations and Maint | 3 |
| Revenue Summary-Operating Funds | 4 |
| Revenue Summary-Other Funds | 5 |
| Expenditure Summary by Major Function | 8 |
| Expenditure Summary by Operating Fund | 10 |
| Auxiliary Enterprise Fund | 11 |
| Restricted Purposes Fund-Grants | 14 |
| Expense Account Summary | 16 |
| Expenditure Summary by Cost Center | 19 |
| Bills Presented for Ratification | 28 |

Richland Community College
Treasurer's Report
May 31, 2015

| Fund | Balance 05/01/15 | Receipts for Month | Disbursements for Month | Balance 05/31/15 | Int. Bearing Accounts | Separate Inv. Instruments |
|-------------------------|---------------------|-----------------------|----------------------------|---------------------|--------------------------|------------------------------|
| Education Fund | 1,685,876.33 | 2,106,338.85 | (2,505,372.68) | 1,286,842.50 | 436,805.29 | 850,037.21 |
| Oper & Maint Restricted | 1,965,050.69 | 1,922.37 | (9,277.73) | 1,957,695.33 | 1,739,405.82 | 218,289.51 |
| Bond & Interest Fund | 12,910.12 | .21 | (50.00) | 12,860.33 | 12,860.33 | .00 |
| Auxiliary Enterprises | 114,045.48 | 91,139.11 | (86,593.93) | 118,590.66 | 118,590.66 | .00 |
| Restricted Purposes Fd | 507,841.36 | 169,998.28 | (234,865.49) | 442,974.15 | 78,020.33 | 520,994.48 |
| Working Cash Fund | 4,603,224.28 | 51.41 | (660,000.00) | 3,943,275.69 | 2,943,074.05 | 1,000,201.64 |
| Trust & Agency Fund | 85,095.15 | 1,125.31 | (35,000.00) | 51,220.46 | 51,220.46 | .00 |
| Audit Fund | 16,738.48 | .27 | .00 | 16,738.75 | 16,738.75 | .00 |
| Liab,Protect,Settle | 400,863.58 | 4.78 | .00 | 400,868.36 | 300,868.36 | 100,000.00 |
| Totals | 9,391,645.47 | 2,370,580.59 | (3,531,159.83) | 8,231,066.23 | 5,541,543.39 | 2,689,522.84 |

| SEPARATE INVESTMENT INSTRUMENTS | | | | | | |
|---------------------------------|------------|------------|------|------------|-------------|--|
| Fund | Amount | Instrument | Rate | Maturity | Term/Months | |
| EDUCATION FUND | 300,000.00 | CD-Busey | 0.10 | 01/22/2015 | 6.0 | |
| EDUCATION FUND | 300,000.00 | CD-HPB | 0.20 | 07/21/2015 | 6.0 | |
| EDUCATION FUND | 250,000.00 | CD-SOY | 0.20 | 01/30/2016 | 12.0 | |
| O/M RESTR-GENERAL | 218,289.52 | CD-HPB | 0.25 | 07/20/2015 | 12.0 | |
| RESTR-EQUIP REPLACEMENT | 200,000.00 | CD-HPB | 0.10 | 05/01/2015 | 3.0 | |
| RESTR-PARTNER'S IN ED | 16,549.23 | CD-PNC | 0.10 | 07/30/2015 | 6.0 | |
| RESTR-EQUIP REPLACEMENT | 300,000.00 | CD-HPB | 0.10 | 07/31/2015 | 3.0 | |
| WORKING CASH FUND | 301,817.28 | CD-HPB | 0.05 | 08/06/2015 | 3.0 | |
| WORKING CASH FUND | 117,625.42 | CD-Regns | 0.01 | 08/29/2015 | 7.0 | |
| WORKING CASH FUND | 350,000.00 | CD-HPB | 0.25 | 11/22/2015 | 12.0 | |
| WORKING CASH FUND | 110,000.00 | CD-HPB | 0.25 | 03/23/2016 | 12.0 | |
| WORKING CASH FUND | 120,795.99 | CD-Regns | 0.05 | 04/21/2016 | 13.0 | |
| LPS FUND | 100,000.00 | CD-Busey | 0.10 | 09/27/2015 | 6.0 | |

Richland Community College
Revenue Summary-Education Fund
For the month of May
1415

| ----- | Actual Rev 05/31/14 | Actual Rev 06/30/14 | % | Budget 1415 | Actual Rev 05/31/15 | % | ----- |
|--------------------------|------------------------|------------------------|-------|----------------|------------------------|-------|-------|
| Fund: 01 Education Fund | | | | | | | |
| Local Government Sources | | | | | | | |
| ----- | | | | | | | |
| Current Taxes | 6,048,270.00 | 6,048,270.00 | 100.0 | 5,980,716.00 | 6,048,995.25 | 101.1 | |
| Chargeback | 15,002.24 | 15,002.24 | 100.0 | 17,500.00 | 14,631.30 | 83.6 | |
| Interest on Taxes | 605.64 | 606.74 | 99.8 | 700.00 | 769.28 | 109.9 | |
| ----- | | | | | | | |
| Local Government Sources | 6,063,877.88 | 6,063,878.98 | 100.0 | 5,998,916.00 | 6,064,395.83 | 101.1 | |
| State Government Sources | | | | | | | |
| ----- | | | | | | | |
| ICCB Credit Hour Grants | 1,300,782.72 | 1,882,267.13 | 69.1 | 1,821,545.00 | 1,224,652.56 | 67.2 | |
| ICCB Equalization Grant | 176,498.56 | 302,569.00 | 58.3 | 77,000.00 | 44,953.44 | 58.4 | |
| ICCB CTE Formula Grant | 81,610.86 | 163,221.72 | 50.0 | 163,222.00 | 167,012.36 | 102.3 | |
| Replacement Taxes | 439,375.92 | 439,375.92 | 100.0 | 420,000.00 | 459,888.33 | 109.5 | |
| ----- | | | | | | | |
| State Government Sources | 1,998,268.06 | 2,787,433.77 | 71.7 | 2,481,767.00 | 1,896,506.69 | 76.4 | |
| Student Tuition & Fees | | | | | | | |
| ----- | | | | | | | |
| Tuition-Credit | 5,404,831.28 | 5,387,948.65 | 100.3 | 5,768,940.00 | 5,228,921.81 | 90.6 | |
| Fees | 643,320.50 | 662,847.50 | 97.1 | 778,800.00 | 772,728.97 | 99.2 | |
| ----- | | | | | | | |
| Student Tuition & Fees | 6,048,151.78 | 6,050,796.15 | 100.0 | 6,547,740.00 | 6,001,650.78 | 91.7 | |
| Other Revenue/Sources | | | | | | | |
| ----- | | | | | | | |
| Investment Revenue | 1,135.96 | 1,739.28 | 65.3 | 3,100.00 | 945.19 | 30.5 | |
| Other Revenue | 267,610.73 | 294,686.74 | 90.3 | 351,084.00 | 182,195.55 | 53.4 | |
| Transfer In | 1,750.00 | 3,561.22 | 49.1 | 5,000.00 | 7,790.00 | 155.8 | |
| ----- | | | | | | | |
| Other Revenue/Sources | 270,496.69 | 299,987.24 | 90.2 | 359,184.00 | 190,930.74 | 53.2 | |
| ----- | | | | | | | |
| Total Revenue | 14,380,794.41 | 15,202,096.14 | 94.6 | 15,387,607.00 | 14,153,484.04 | 92.0 | |
| ===== | | | | | | | |

Richland Community College
Revenue Summary-Operations & Maint
For the month of May
1415

| ----- | Actual Rev 05/31/14 | Actual Rev 06/30/14 | % | Budget 1415 | Actual Rev 05/31/15 | % | ----- |
|--|------------------------|------------------------|-------|----------------|------------------------|-------|-------|
| Fund: 02 Operations & Maint | | | | | | | |
| Local Government Sources | | | | | | | |
| ----- | | | | | | | |
| Current Taxes | 879,306.73 | 879,306.73 | 100.0 | 877,179.00 | 879,221.39 | 100.2 | |
| Interest on Taxes | 86.01 | 86.17 | 99.8 | 75.00 | 109.81 | 146.4 | |
| | ----- | | | | | | ----- |
| Local Government Sources | 879,392.74 | 879,392.90 | 100.0 | 877,254.00 | 879,331.20 | 100.2 | |
| State Government Sources | | | | | | | |
| ----- | | | | | | | |
| ICCB Credit Hour Grants | 111,725.68 | 167,588.52 | 66.7 | 161,204.00 | 119,730.40 | 74.3 | |
| | ----- | | | | | | ----- |
| State Government Sources | 111,725.68 | 167,588.52 | 66.7 | 161,204.00 | 119,730.40 | 74.3 | |
| Student Tuition & Fees | | | | | | | |
| ----- | | | | | | | |
| Tuition-Credit | 526,247.86 | 526,219.24 | 100.0 | 561,060.00 | 513,685.22 | 91.6 | |
| | ----- | | | | | | ----- |
| Student Tuition & Fees | 526,247.86 | 526,219.24 | 100.0 | 561,060.00 | 513,685.22 | 91.6 | |
| Other Revenue/Sources | | | | | | | |
| ----- | | | | | | | |
| Other Revenue | 245,671.03 | 263,552.91 | 93.2 | 378,050.00 | 338,015.29 | 89.4 | |
| | ----- | | | | | | ----- |
| Other Revenue/Sources | 245,671.03 | 263,552.91 | 93.2 | 378,050.00 | 338,015.29 | 89.4 | |
| | ----- | | | | | | ----- |
| Total Revenue | 1,763,037.31 | 1,836,753.57 | 96.0 | 1,977,568.00 | 1,850,762.11 | 93.6 | |
| | ===== | | | | | | ===== |

Richland Community College
Revenue Summary-Operating Funds
For the month of May
1415

| ----- | Actual Rev 05/31/14 | Actual Rev 06/30/14 | % | Budget 1415 | Actual Rev 05/31/15 | % | ----- |
|-----------------------------------|------------------------|------------------------|-------|----------------|------------------------|-------|-------|
| Total Operating Funds | | | | | | | |
| Local Government Sources | | | | | | | |
| ----- | | | | | | | |
| Current Taxes | 6,927,576.73 | 6,927,576.73 | 100.0 | 6,857,895.00 | 6,928,216.64 | 101.0 | |
| Chargeback | 15,002.24 | 15,002.24 | 100.0 | 17,500.00 | 14,631.30 | 83.6 | |
| Interest on Taxes | 691.65 | 692.91 | 99.8 | 775.00 | 879.09 | 113.4 | |
| ----- | | | | | | | |
| Local Government Sources | 6,943,270.62 | 6,943,271.88 | 100.0 | 6,876,170.00 | 6,943,727.03 | 101.0 | |
| State Government Sources | | | | | | | |
| ----- | | | | | | | |
| ICCB Credit Hour Grants | 1,412,508.40 | 2,049,855.65 | 68.9 | 1,982,749.00 | 1,344,382.96 | 67.8 | |
| ICCB Equalization Grant | 176,498.56 | 302,569.00 | 58.3 | 77,000.00 | 44,953.44 | 58.4 | |
| ICCB CTE Formula Grant | 81,610.86 | 163,221.72 | 50.0 | 163,222.00 | 167,012.36 | 102.3 | |
| Replacement Taxes | 439,375.92 | 439,375.92 | 71.4 | 420,000.00 | 459,888.33 | 109.5 | |
| ----- | | | | | | | |
| State Government Sources | 2,109,993.74 | 2,955,022.29 | 71.4 | 2,642,971.00 | 2,016,237.09 | 76.3 | |
| Student Tuition & Fees | | | | | | | |
| ----- | | | | | | | |
| Tuition-Credit | 5,931,079.14 | 5,914,167.89 | 100.3 | 6,330,000.00 | 5,742,607.03 | 90.7 | |
| Fees | 643,320.50 | 662,847.50 | 97.1 | 778,800.00 | 772,728.97 | 99.2 | |
| ----- | | | | | | | |
| Student Tuition & Fees | 6,574,399.64 | 6,577,015.39 | 100.0 | 7,108,800.00 | 6,515,336.00 | 91.7 | |
| Other Revenue/Sources | | | | | | | |
| ----- | | | | | | | |
| Investment Revenue | 1,135.96 | 1,739.28 | 65.3 | 3,100.00 | 945.19 | 30.5 | |
| Other Revenue | 317,584.56 | 349,133.35 | 91.0 | 514,084.00 | 305,634.14 | 59.5 | |
| Transfer In | 1,750.00 | 3,561.22 | 49.1 | 5,000.00 | 7,790.00 | 155.8 | |
| ----- | | | | | | | |
| Other Revenue/Sources | 320,470.52 | 354,433.85 | 90.4 | 522,184.00 | 314,369.33 | 60.2 | |
| ----- | | | | | | | |
| Total Revenue | 15,948,134.52 | 16,829,743.41 | 94.8 | 17,150,125.00 | 15,789,669.45 | 92.1 | |
| ===== | | | | | | | |

Richland Community College
 Revenue Summary-Other Funds
 For the month of May
 1415

| | Actual Rev 05/31/14 | Actual Rev 06/30/14 | % | Budget 1415 | Actual Rev 05/31/15 | % |
|----------------------------------|------------------------|------------------------|-------|----------------|------------------------|-------|
| ----- | | | | | | |
| Fund: 03 Oper & Maint Restricted | | | | | | |
| Interest on Investments | 35.88 | 654.87 | 5.5 | 6,000.00 | .00 | .0 |
| Int on Cash/IL Funds Acc | 17,073.79 | 17,629.93 | 96.8 | .00 | 1,438.57 | .0 |
| Grants Revenue | 1,200.00 | 35,540.35 | 3.4 | .00 | .00 | .0 |
| Gifts/Donations | 280,864.00 | 280,864.00 | 100.0 | 1,957,835.00 | 1,332,972.31 | 68.1 |
| Transfer In | 177,172.41 | 177,172.41 | 100.0 | .00 | .00 | .0 |
| FundBalanceAppropriation | .00 | .00 | .0 | 3,065,500.00 | .00 | .0 |
| Revenue-Misc/OtherSource | .00 | .00 | .0 | .00 | 31,998.11 | .0 |
| ----- | | | | | | |
| Total Revenue/Sources | 476,346.08 | 511,861.56 | 93.1 | 5,029,335.00 | 1,366,408.99 | 27.2 |
| ===== | | | | | | |
| Fund: 04 Bond & Interest Fund | | | | | | |
| Current Taxes | 2,408,480.54 | 2,408,480.54 | 100.0 | 2,438,283.00 | 2,435,644.39 | 99.9 |
| Interest on Taxes | 235.61 | 236.79 | 99.5 | 200.00 | 312.57 | 156.3 |
| Int on Cash/IL Funds Acc | 341.42 | 342.67 | 99.6 | 300.00 | 136.82 | 45.6 |
| ----- | | | | | | |
| Total Revenue/Sources | 2,409,057.57 | 2,409,060.00 | 100.0 | 2,438,783.00 | 2,436,093.78 | 99.9 |
| ===== | | | | | | |
| Fund: 05 Auxiliary Enterprises | | | | | | |
| CPED Credit Revenue | 351,246.22 | 350,556.56 | 100.2 | 356,962.00 | 387,043.50 | 108.4 |
| NonCredit Revenue | 148,338.63 | 166,370.73 | 89.2 | 294,318.00 | 139,374.99 | 47.4 |
| ContractNoncreditRevenue | 35,441.70 | 38,360.70 | 92.4 | 38,531.00 | 41,977.75 | 108.9 |
| ICCB Credit Hour Grants | 65,390.22 | 68,389.95 | 95.6 | 82,356.00 | 56,339.85 | 68.4 |
| Fitness Tuition | 18,417.00 | 20,373.00 | 90.4 | 40,000.00 | 18,396.00 | 46.0 |
| Fitness Membership Fees | 9,933.00 | 9,933.00 | 100.0 | 15,000.00 | 16,405.00 | 109.4 |
| Clubs and Organizations | 248,235.59 | 257,154.40 | 96.5 | 221,390.00 | 226,594.08 | 102.4 |
| Int on Cash/IL Funds Acc | 121.47 | 123.45 | 98.4 | .00 | 34.40 | .0 |
| Shilling Community Cntr | 30,126.00 | 35,928.50 | 83.8 | 52,815.00 | 35,332.50 | 66.9 |
| Child Care Revenue | 91,673.73 | 99,368.73 | 92.3 | 95,000.00 | 86,707.00 | 91.3 |
| CCRS Paid Revenue | 21,622.73 | 23,902.06 | 90.5 | 38,500.00 | 32,401.74 | 84.2 |
| Child Care Transfer Rev | .00 | .00 | .0 | 54,000.00 | 40,500.00 | 75.0 |
| Copy Center Fees | 40,915.41 | 42,321.64 | 96.7 | 26,675.00 | 36,021.28 | 135.0 |
| Gifts/Donations | .00 | 10,064.15 | .0 | 15,000.00 | 5,000.00 | 33.3 |
| Transfer In | .00 | 95,500.00 | .0 | 96,000.00 | 3,913.74 | 4.1 |
| FundBalanceAppropriation | .00 | .00 | .0 | 39,500.00 | .00 | .0 |
| LLC Contract Svcs Rev | 14,905.00 | 16,260.00 | 91.7 | 16,260.00 | .00 | .0 |
| Revenue-Contractual | 3,515.00 | 4,685.00 | 75.0 | 1,500.00 | 3,488.50 | 232.6 |
| Revenue-Misc/OtherSource | 1,942.64 | 7,013.60 | 27.7 | 14,474.00 | 9,990.40 | 69.0 |
| ----- | | | | | | |
| Total Revenue/Sources | 1,081,824.34 | 1,246,305.47 | 86.8 | 1,498,281.00 | 1,139,520.73 | 76.1 |
| ===== | | | | | | |

Richland Community College
 Revenue Summary-Other Funds
 For the month of May
 1415

| ----- | Actual Rev 05/31/14 | Actual Rev 06/30/14 | % | Budget 1415 | Actual Rev 05/31/15 | % | ----- |
|---|------------------------|------------------------|-------------|----------------------|------------------------|--------------|-------|
| Fund: 06 Restricted Purposes Fd | | | | | | | |
| Financial Aid | 7,652,498.22 | 8,217,991.29 | 93.1 | 8,373,498.00 | 7,594,287.46 | 90.7 | |
| Interest on Investments | 292.69 | 1,130.75 | 25.9 | .00 | .00 | .0 | |
| Int on Cash/IL Funds Acc | 80.90 | 82.25 | 98.4 | .00 | 190.52 | .0 | |
| 8th Grade Career-PIE | .00 | .00 | .0 | 2,500.00 | 2,500.00 | 100.0 | |
| College Fair Revenue-PIE | 3,960.00 | 3,960.00 | 100.0 | 7,150.00 | 11,396.60 | 159.4 | |
| PartnersSaluteRevenuePIE | 4,435.00 | 4,435.00 | 100.0 | 7,500.00 | 4,235.00 | 56.5 | |
| YouthLeadershipRev-PIE | 6,800.00 | 6,800.00 | 100.0 | 6,000.00 | 4,795.00 | 79.9 | |
| Grants Revenue | 873,334.93 | 1,226,601.42 | 71.2 | 1,893,914.11 | 1,175,824.25 | 62.1 | |
| Gifts/Donations | 46,670.76 | 62,147.89 | 75.1 | 101,170.00 | 56,865.92 | 56.2 | |
| Contributions-PIE | 18,301.25 | 18,301.25 | 100.0 | 19,000.00 | 15,110.00 | 79.5 | |
| Transfer In | 137,996.24 | 347,874.74 | 39.7 | 260,918.63 | 184,300.36 | 70.6 | |
| FundBalanceAppropriation | .00 | .00 | .0 | 236,725.81 | 9,034.81 | 3.8 | |
| Reimbursed Expenditures | 3,184.35 | 3,184.35 | 100.0 | .00 | .00 | .0 | |
| Revenue-Contractual | 382,254.74 | 776,627.74 | 49.2 | 1,128,914.81 | 344,165.57 | 30.5 | |
| Revenue-Misc/OtherSource | 12,650.00 | 18,700.00 | 67.6 | 22,207.00 | 33,157.02 | 149.3 | |
| Total Revenue/Sources | 9,142,459.08 | 10,687,836.68 | 85.5 | 12,059,498.36 | 9,435,862.51 | 78.2 | |
| ===== | | | | | | | |
| Fund: 07 Working Cash Fund | | | | | | | |
| Interest on Corp Cash | 2,696.77 | 3,561.22 | 75.7 | 5,000.00 | 1,639.96 | 32.8 | |
| Total Revenue/Sources | 2,696.77 | 3,561.22 | 75.7 | 5,000.00 | 1,639.96 | 32.8 | |
| ===== | | | | | | | |
| Fund: 10 Trust & Agency Fund | | | | | | | |
| Club Revenue | 26,445.95 | 30,168.33 | 87.7 | 25,000.00 | 25,697.56 | 102.8 | |
| Int on Cash/IL Funds Acc | 53.69 | 56.24 | 95.5 | 100.00 | 20.97 | 21.0 | |
| Transfer In | 400.00 | 7,935.82 | 5.0 | .00 | 1,600.00 | .0 | |
| Contributions | 58,000.00 | 58,000.00 | 100.0 | 55,500.00 | 55,500.00 | 100.0 | |
| Total Revenue/Sources | 84,899.64 | 96,160.39 | 88.3 | 80,600.00 | 82,818.53 | 102.8 | |
| ===== | | | | | | | |

Richland Community College
Revenue Summary-Other Funds
For the month of May
1415

| ----- | Actual Rev 05/31/14 | Actual Rev 06/30/14 | % | Budget 1415 | Actual Rev 05/31/15 | % |
|------------------------------|------------------------|------------------------|-------|----------------|------------------------|-------|
| ----- | ----- | ----- | ----- | ----- | ----- | ----- |
| Fund: 11 Audit Fund | | | | | | |
| Current Taxes | 60,403.58 | 60,403.58 | 100.0 | 68,184.00 | 68,358.77 | 100.3 |
| Interest on Taxes | 5.91 | 5.92 | 99.8 | 15.00 | 4.32 | 28.8 |
| Int on Cash/IL Funds Acc | 8.50 | 8.61 | 98.7 | 15.00 | 5.46 | 36.4 |
| LLC Contract Svcs Rev | 3,550.00 | 3,550.00 | 100.0 | .00 | .00 | .0 |
| | ----- | ----- | ----- | ----- | ----- | ----- |
| Total Revenue/Sources | 63,967.99 | 63,968.11 | 100.0 | 68,214.00 | 68,368.55 | 100.2 |
| | ===== | ===== | ===== | ===== | ===== | ===== |
| Fund: 12 Liab,Protect,Settle | | | | | | |
| Current Taxes | 1,221,596.71 | 1,221,596.71 | 100.0 | 1,356,689.00 | 1,355,702.36 | 99.9 |
| Interest on Taxes | 119.48 | 120.00 | 99.6 | 200.00 | 175.78 | 87.9 |
| Insurance-StudentFees | 17,264.00 | 19,272.00 | 89.6 | 18,000.00 | 15,328.00 | 85.2 |
| Interest on Investments | .00 | 26.03 | .0 | 150.00 | .00 | .0 |
| Int on Cash/IL Funds Acc | 346.16 | 355.50 | 97.4 | 500.00 | 153.71 | 30.7 |
| | ----- | ----- | ----- | ----- | ----- | ----- |
| Total Revenue/Sources | 1,239,326.35 | 1,241,370.24 | 99.8 | 1,375,539.00 | 1,371,359.85 | 99.7 |
| | ===== | ===== | ===== | ===== | ===== | ===== |

Richland Community College
Expenditure Summary by Major Function
For the month of May
92% of Fiscal Year 1415

| | Budget 1415 | ** Actual Expended ** 05/31/2015 | % | Encumbered | *** Unencumbered Amount | *** % |
|--|----------------------|-------------------------------------|--------------|------------------|----------------------------|--------------|
| Fund: Education Fund | | | | | | |
| Office of Stu and Acad | 82,786.00 | 62,592.72 | 75.61 | 309.37 | 19,883.91 | 24.02 |
| Business and Technology | 2,316,567.00 | 2,070,439.86 | 89.38 | 20,117.41 | 226,009.73 | 9.76 |
| Comm, Ed, Hum and Fine A | 1,799,791.00 | 1,730,297.59 | 96.14 | 164.64 | 69,328.77 | 3.85 |
| Math and Sciences | 2,122,350.00 | 2,064,679.46 | 97.28 | 629.05 | 57,041.49 | 2.69 |
| Health Professions | 1,888,014.00 | 1,767,468.15 | 93.62 | 1,901.15 | 118,644.70 | 6.28 |
| Enrollment Services | 1,615,127.00 | 1,410,859.68 | 87.35 | 622.70 | 203,644.62 | 12.61 |
| Academic Support-LRC | 490,329.00 | 442,337.63 | 90.21 | 386.28 | 47,605.09 | 9.71 |
| Retention Services | 170,984.00 | 150,358.44 | 87.94 | .00 | 20,625.56 | 12.06 |
| Technical Services Supp | 368,698.00 | 353,137.79 | 95.78 | 175.78 | 15,384.43 | 4.17 |
| Institutional Support | 3,622,055.00 | 3,246,505.89 | 89.63 | 46,257.02 | 329,292.09 | 9.09 |
| Scholarship and Waivers | 453,000.00 | 370,526.61 | 81.79 | .00 | 82,473.39 | 18.21 |
| Clubs | 117,906.00 | 75,513.67 | 64.05 | .00 | 42,392.33 | 35.95 |
| Transfer Out | 340,000.00 | 144,050.00 | 42.37 | .00 | 195,950.00 | 57.63 |
| Total Education Fund | 15,387,607.00 | 13,888,767.49 | 90.26 | 70,563.40 | 1,428,276.11 | 9.28 |
| Fund: Operations & Maint | | | | | | |
| Maintenance | 1,977,568.00 | 1,581,460.72 | 79.97 | 87,138.82 | 308,968.46 | 15.62 |
| Total Operations & Maint | 1,977,568.00 | 1,581,460.72 | 79.97 | 87,138.82 | 308,968.46 | 15.62 |
| Fund: Oper & Maint Restricted | | | | | | |
| Protection, Health, Safety | 5,029,335.00 | 2,449,854.40 | 48.71 | 50,561.71 | 2,528,918.89 | 50.28 |
| Maintenance | .00 | .00 | .00 | .00 | .00 | .00 |
| Liability Protection | .00 | .00 | .00 | .00 | .00 | .00 |
| Total Oper & Maint Restricted | 5,029,335.00 | 2,449,854.40 | 48.71 | 50,561.71 | 2,528,918.89 | 50.28 |
| Fund: Bond & Interest Fund | | | | | | |
| Bond and Interest | 2,438,783.00 | 2,432,557.50 | 99.74 | .00 | 6,225.50 | .26 |
| Total Bond & Interest Fund | 2,438,783.00 | 2,432,557.50 | 99.74 | .00 | 6,225.50 | .26 |
| Fund: Auxiliary Enterprises | | | | | | |
| Instructional Programs | 615,306.00 | 508,158.87 | 82.59 | 14,488.94 | 92,658.19 | 15.06 |
| Auxiliary Services | 633,119.00 | 525,795.40 | 83.05 | 19,087.04 | 88,236.56 | 13.94 |
| Business/Community Educa | 164,877.00 | 147,747.42 | 89.61 | .00 | 17,129.58 | 10.39 |
| Institutional Support | 84,979.00 | 64,271.36 | 75.63 | 3,855.77 | 16,851.87 | 19.83 |
| Transfer Out | .00 | 7,827.48 | .00 | .00 | -7,827.48 | .00 |

Richland Community College
Expenditure Summary by Major Function
For the month of May
92% of Fiscal Year 1415

| | Budget 1415 | ** Actual Expended ** 05/31/2015 | % | Encumbered | *** Unencumbered *** Amount | % |
|--------------------------------------|----------------|-------------------------------------|--------|------------|--------------------------------|--------|
| Total Auxiliary Enterprises | 1,498,281.00 | 1,253,800.53 | 83.68 | 37,431.75 | 207,048.72 | 13.82 |
| Fund: Restricted Purposes Fd | | | | | | |
| Grants | 3,764,118.36 | 2,661,502.12 | 70.71 | 65,049.79 | 1,037,566.45 | 27.56 |
| Financial Aid | 8,295,380.00 | 7,397,677.47 | 89.18 | .00 | 897,702.53 | 10.82 |
| Transfer Out | .00 | 7,790.00 | .00 | .00 | -7,790.00 | .00 |
| Total Restricted Purposes Fd | 12,059,498.36 | 10,066,969.59 | 83.48 | 65,049.79 | 1,927,478.98 | 15.98 |
| Fund: Working Cash Fund | | | | | | |
| Transfer Out | 5,000.00 | .00 | .00 | .00 | 5,000.00 | 100.00 |
| Total Working Cash Fund | 5,000.00 | .00 | .00 | .00 | 5,000.00 | 100.00 |
| Fund: Trust & Agency Fund | | | | | | |
| Clubs | 80,500.00 | 75,925.45 | 94.32 | 1,055.59 | 3,518.96 | 4.37 |
| Transfer Out | .00 | 1,600.00 | .00 | .00 | -1,600.00 | .00 |
| Total Trust & Agency Fund | 80,500.00 | 77,525.45 | 96.30 | 1,055.59 | 1,918.96 | 2.38 |
| Fund: Audit Fund | | | | | | |
| Institutional Support | 15,142.00 | 14,043.14 | 92.74 | .00 | 1,098.86 | 7.26 |
| Audit | 44,200.00 | 44,200.00 | 100.00 | .00 | .00 | .00 |
| Contingency | 8,872.00 | .00 | .00 | .00 | 8,872.00 | 100.00 |
| Total Audit Fund | 68,214.00 | 58,243.14 | 85.38 | .00 | 9,970.86 | 14.62 |
| Fund: Liab,Protect,Settle | | | | | | |
| Liability Protection | 1,261,035.00 | 1,118,081.98 | 88.66 | 44,693.83 | 98,259.19 | 7.79 |
| Contingency | 114,504.00 | .00 | .00 | .00 | 114,504.00 | 100.00 |
| Total Liab,Protect,Settle | 1,375,539.00 | 1,118,081.98 | 81.28 | 44,693.83 | 212,763.19 | 15.47 |

Richland Community College
Expenditure Summary-Operating Funds
For the month of May
92% of Fiscal Year 1415

| | Actual Exp 05/31/14 | ** Actual Expense ** 06/30/14 | % | Budget 1415 | *** Actual Expense ** 05/31/15 | % | Encumbered | *** Unencumbered *** | % |
|-------------------------------------|------------------------|----------------------------------|-------------|----------------------|-----------------------------------|-------------|-------------------|----------------------|-------------|
| Fund: Education Fund | | | | | | | | | |
| Salaries | 10,387,824.06 | 11,040,769.90 | 94.1 | 11,038,103.00 | 10,229,927.79 | 92.7 | .00 | 808,175.21 | 7.3 |
| Employee Benefits | 1,857,580.29 | 2,004,219.36 | 92.7 | 2,010,962.00 | 1,892,945.14 | 94.1 | .00 | 118,016.86 | 5.9 |
| Contractual Services | 268,235.35 | 289,368.27 | 92.7 | 326,555.02 | 260,185.51 | 79.7 | 830.86 | 65,538.65 | 20.1 |
| Commodities | 768,787.06 | 826,140.53 | 93.1 | 799,974.84 | 672,828.91 | 84.1 | 54,634.89 | 72,511.04 | 9.1 |
| Travel | 152,473.07 | 164,840.02 | 92.5 | 182,635.30 | 114,497.48 | 62.7 | 8,663.01 | 59,474.81 | 32.6 |
| Fixed Charges | 116,322.41 | 132,154.69 | 88.0 | 111,300.00 | 89,835.31 | 80.7 | 6,426.64 | 15,038.05 | .1 |
| Capital Outlay | 4,143.85 | 8,816.46 | 47.0 | 10,576.84 | 10,577.00 | 100.0 | .00 | - .16 | - .0 |
| Other | 506,094.15 | 869,374.85 | 58.2 | 567,500.00 | 473,920.35 | 83.5 | 8.00 | 93,571.65 | 16.5 |
| Transfer Out | 137,981.69 | 385,202.81 | 35.8 | 340,000.00 | 144,050.00 | 42.4 | .00 | 195,950.00 | 57.6 |
| Contingency | .00 | .00 | .0 | .00 | .00 | .0 | .00 | .00 | .0 |
| Total Expenditures | 14,199,441.93 | 15,720,886.89 | 90.3 | 15,387,607.00 | 13,888,767.49 | 90.3 | 70,563.40 | 1,428,276.11 | 9.3 |
| Fund: Operations & Maint | | | | | | | | | |
| Salaries | 362,195.66 | 399,377.92 | 90.7 | 431,070.00 | 377,020.26 | 87.5 | .00 | 54,049.74 | 12.5 |
| Employee Benefits | 89,066.36 | 97,067.02 | 91.8 | 105,713.00 | 105,547.19 | 99.8 | .00 | 165.81 | .2 |
| Contractual Services | 416,084.80 | 487,431.46 | 85.4 | 532,010.00 | 411,462.12 | 77.3 | 39,465.07 | 81,082.81 | 15.2 |
| Commodities | 111,913.34 | 135,157.75 | 82.8 | 170,207.00 | 93,751.31 | 55.1 | 27,920.12 | 48,535.57 | 28.5 |
| Travel | 1,345.81 | 1,449.31 | 92.9 | 2,600.00 | 680.22 | 26.2 | .00 | 1,919.78 | 73.8 |
| Fixed Charges | 564,786.27 | 663,592.16 | 85.1 | 735,968.00 | 592,999.62 | 80.6 | 19,753.63 | 123,214.75 | .2 |
| Capital Outlay | 10,827.25 | 43,990.73 | 24.6 | .00 | .00 | .0 | .00 | .00 | .0 |
| Total Expenditures | 1,556,219.49 | 1,828,066.35 | 85.1 | 1,977,568.00 | 1,581,460.72 | 80.0 | 87,138.82 | 308,968.46 | 15.6 |
| Total Operating Funds | | | | | | | | | |
| Salaries | 10,750,019.72 | 11,440,147.82 | 94.0 | 11,469,173.00 | 10,606,948.05 | 92.5 | .00 | 862,224.95 | 7.5 |
| Employee Benefits | 1,946,646.65 | 2,101,286.38 | 92.6 | 2,116,675.00 | 1,998,492.33 | 94.4 | .00 | 118,182.67 | 5.6 |
| Contractual Services | 684,320.15 | 776,799.73 | 88.1 | 858,565.02 | 671,647.63 | 78.2 | 40,295.93 | 146,621.46 | 17.1 |
| Commodities | 880,700.40 | 961,298.28 | 91.6 | 970,181.84 | 766,580.22 | 79.0 | 82,555.01 | 121,046.61 | 12.5 |
| Travel | 153,818.88 | 166,289.33 | 92.5 | 185,235.30 | 115,177.70 | 62.2 | 8,663.01 | 61,394.59 | 33.1 |
| Fixed Charges | 681,108.68 | 795,746.85 | 85.6 | 847,268.00 | 682,834.93 | 80.6 | 26,180.27 | 138,252.80 | 16.3 |
| Capital Outlay | 14,971.10 | 52,807.19 | 28.4 | 10,576.84 | 10,577.00 | 100.0 | .00 | - .16 | - .0 |
| Other | 506,094.15 | 869,374.85 | 58.2 | 567,500.00 | 473,920.35 | 83.5 | 8.00 | 93,571.65 | 16.5 |
| Transfer Out | 137,981.69 | 385,202.81 | 35.8 | 340,000.00 | 144,050.00 | 42.4 | .00 | 195,950.00 | 57.6 |
| Total Expenditures | 15,755,661.42 | 17,548,953.24 | 89.8 | 17,365,175.00 | 15,470,228.21 | 89.1 | 157,702.22 | 1,737,244.57 | 10.0 |

Auxiliary Enterprises Fund
Instructional Programs
Statement of Revenue and Expense
Cash Basis
MAY 1415

| | Actual | Budget |
|--|--------------------|-------------------|
| Continuing and Professional Education | | |
| ----- | | |
| Revenues: | | |
| Fitness Center | 34,801.00 | 55,000.00 |
| 6000 CPED Admin Expenses | 15,680.41 | 0.00 |
| 6001 CDL | 216,773.61 | 195,522.00 |
| 6002 Computer & Technology | 15,694.64 | 18,647.00 |
| 6003 Dance | 46,836.08 | 49,000.00 |
| 6004 Hobby & Leisure | 41,282.10 | 93,300.00 |
| 6007 Safety-Industrial | 218,322.52 | 294,817.00 |
| 6008 Shilling Rentals | 35,332.50 | 52,815.00 |
| 6010 DOC-CPR/First Aid | 5,532.48 | 15,000.00 |
| 6013 Culinary Arts | 13,568.00 | 9,500.00 |
| 6025 Camp Connections | 8,000.00 | 25,000.00 |
| 6027 Manufacturing Camp | 10,000.00 | 30,000.00 |
| | ----- | ----- |
| Total Revenues | 661,823.34 | 838,601.00 |
| | ----- | ----- |
| Expenses: | | |
| Fitness Center | 48,880.51 | 60,000.00 |
| 6000 CPED Admin Expenses | 148,074.43 | 164,877.00 |
| 6001 CDL | 154,361.25 | 145,779.00 |
| 6002 Computer & Technology | 17,450.44 | 15,489.00 |
| 6003 Dance | 43,677.86 | 48,450.00 |
| 6004 Hobby & Leisure | 62,255.83 | 89,538.00 |
| 6007 Safety-Industrial | 157,537.47 | 199,008.00 |
| 6008 Shilling Rentals | 18,035.06 | 20,497.00 |
| 6010 DOC-CPR/First Aid | 9,069.01 | 3,786.00 |
| 6013 Culinary Arts | 11,582.69 | 8,805.00 |
| 6025 Camp Connections | 1,116.55 | 10,250.00 |
| 6027 Manufacturing Camp | 4,514.54 | 30,000.00 |
| | ----- | ----- |
| Total Expenses | 676,555.64 | 796,479.00 |
| | ----- | ----- |
| Net Income (Loss) | (14,732.30) | 42,122.00 |
| | ===== | ===== |

Note: Credit Hour Reimbursement Revenue included above 56,339.85

Auxiliary Enterprises Fund
 Outdoor Events
 Statement of Revenue and Expense
 Cash Basis
 MAY 1415

| | Actual | Budget |
|--------------------------|--------------------|--------------------|
| Revenues: | | |
| 6014 Dance Productions | 36,054.67 | 30,000.00 |
| 6019 Outdoor Events | 4,075.00 | 16,660.00 |
| 6023 Car Show | 0.00 | 7,000.00 |
| 6024 Dog Show | 1,270.00 | 6,000.00 |
| 6026 Drone Conference | 3,750.00 | 0.00 |
| 6030 Misc Events | 9,889.30 | 5,500.00 |
| | ----- | ----- |
| Total Revenues | 55,038.97 | 65,160.00 |
| | ----- | ----- |
| Expenses: | | |
| 6014 Dance Productions | 21,339.64 | 22,041.00 |
| 6019 Outdoor Events | 103,576.28 | 120,897.00 |
| 6020 Farm Progress Show | 0.00 | 6,350.00 |
| 6021 Concert | 0.00 | 500.00 |
| 6023 Car Show | 0.00 | 4,025.00 |
| 6024 Dog Show | 0.00 | 1,260.00 |
| 6026 Drone Conference | 0.00 | 2,075.00 |
| 6030 Misc Events | 0.00 | 4,350.00 |
| | ----- | ----- |
| Total Expenses | 124,915.92 | 161,498.00 |
| | ----- | ----- |
| Net Income (Loss) | (69,876.95) | (96,338.00) |
| | ===== | ===== |

Auxiliary Enterprises Fund
 Workforce Development
 Statement of Revenue and Expense
 Cash Basis
 MAY 1415

| | Actual | Budget |
|---------------------------|-------------------|-------------------|
| Revenues: | | |
| 6009 Traffic Safety | 33,116.25 | 43,331.00 |
| 8907 Culinary Restaurant | 58,072.17 | 65,500.00 |
| 8908 Coffee Shop | 58,241.89 | 79,924.00 |
| 8915 Misc Culinary Events | 3,390.00 | 2,250.00 |
| | ----- | ----- |
| Total Revenues | 152,820.31 | 191,005.00 |
| | ----- | ----- |
| Expenses: | | |
| 6009 Traffic Safety | 28,249.65 | 43,704.00 |
| 8907 Culinary Restaurant | 61,011.20 | 65,500.00 |
| 8908 Coffee Shop | 54,001.70 | 64,900.00 |
| 8915 Misc Culinary Events | 1,882.00 | 2,250.00 |
| | ----- | ----- |
| Total Expenses | 145,144.55 | 176,354.00 |
| | ----- | ----- |
| Net Income (Loss) | 7,675.76 | 14,651.00 |
| | ===== | ===== |

Richland Community College
 Restricted Purposes Fund-Grants
 MAY 1415

| | Grant Period | Budget | * Actual Expense | % * | Encumbered | ** Unencumbered | % ** |
|-------------------------------------|--|---------------------|---------------------|--------------|------------------|-------------------|--------------|
| Federally Funded Grants | | | | | | | |
| ----- | | | | | | | |
| 11117 | ADM Sequestration Grant 07/01/2010 - 06/30/2015 | 132,146.00 | 112,996.30 | 85.51 | 9,458.83 | 9,690.87 | 7.33 |
| 11496 | DCP-STOP Act 09/30/2013 - 09/29/2014 | 31,152.55 | 24,902.73 | 79.94 | 0.00 | 6,249.82 | 20.06 |
| 11596 | DCP-STOP Act 09/30/2014 - 09/29/2015 | 48,258.00 | 18,441.35 | 38.21 | 200.00 | 29,616.65 | 61.37 |
| 11595 | DCP-Strategic Prevention 07/01/2014 - 06/30/2015 | 102,531.55 | 88,649.70 | 86.46 | 979.42 | 12,902.43 | 12.58 |
| 11480 | TRIO Grant 09/01/2013 - 08/31/2014 | 57,072.86 | 57,071.10 | 100.00 | 0.00 | 1.76 | .00 |
| 11580 | TRIO Grant 09/01/2014 - 08/30/2015 | 281,348.00 | 203,520.66 | 72.34 | 0.00 | 77,827.34 | 27.66 |
| 11316 | TrainingAssist/CareerTrg 10/01/2012 - 09/30/2016 | 338,390.00 | 328,597.33 | 97.11 | 0.00 | 9,792.67 | 2.89 |
| Total | | 990,898.96 | 834,179.17 | 84.18 | 10,638.25 | 146,081.54 | 14.74 |
| State Funded Grants | | | | | | | |
| ----- | | | | | | | |
| 11523 | Bridging the Gap 09/01/2014 - 06/30/2015 | 10,000.00 | 4,821.89 | 48.22 | 412.50 | 4,765.61 | 47.66 |
| 11588 | CCRS Quality Improv Grt 04/01/2015 - 04/30/2015 | 5,973.00 | 2,864.34 | 47.95 | 2,913.78 | 194.88 | 3.26 |
| 11520 | Co-OpWorkStudy-IBHE 07/01/2014 - 06/30/2015 | 18,980.00 | 8,052.07 | 42.42 | 0.00 | 10,927.93 | 57.58 |
| 11217 | Coal Educ & Mktg -DCEO 04/01/2012 - 07/31/2014 | 15,100.12 | 15,100.12 | 100.00 | 0.00 | 0.00 | .00 |
| 11440 | Decatur DOC 10/01/2013 - 09/30/2014 | 75,378.65 | 75,378.65 | 100.00 | 0.00 | 0.00 | .00 |
| 11540 | Decatur DOC 10/01/2014 - 09/30/2015 | 371,396.29 | 200,597.40 | 54.01 | 4,854.75 | 165,944.14 | 44.68 |
| 11524 | DualCreditEnhancement 07/01/2014 - 06/30/2015 | 10,000.00 | 1,544.99 | 15.45 | 0.00 | 8,455.01 | 84.55 |
| 11518 | Hwy Construct Career Grt 07/01/2014 - 06/30/2015 | 260,131.00 | 157,376.41 | 60.50 | 7,527.98 | 95,226.61 | 36.61 |
| 11578 | IEMA School Safety Grant 07/01/2014 - 06/30/2015 | 60,000.00 | 1,083.48 | 1.81 | 27,223.57 | 31,692.95 | 52.82 |
| 11441 | Lincoln DOC 10/01/2013 - 09/30/2014 | 52,384.17 | 52,384.17 | 100.00 | 0.00 | 0.00 | .00 |
| 11541 | Lincoln DOC 10/01/2014 - 09/30/2015 | 292,103.59 | 161,729.70 | 55.37 | 825.34 | 129,548.55 | 44.35 |
| 11442 | Logan DOC 10/01/2013 - 09/30/2014 | 74,340.29 | 74,339.92 | 100.00 | 0.00 | 0.37 | .00 |
| 11542 | Logan DOC 10/01/2014 - 09/30/2015 | 400,856.83 | 237,074.62 | 59.14 | 1,699.95 | 162,082.26 | 40.43 |
| 11554 | Performance Grant 07/01/2014 - 06/30/2015 | 48,575.00 | 42,017.83 | 86.50 | 70.30 | 6,486.87 | 13.35 |
| 11444 | Pontiac DOC 10/01/2013 - 09/30/2014 | 11,070.90 | 11,070.90 | 100.00 | 0.00 | 0.00 | .00 |
| 11544 | Pontiac DOC 10/01/2014 - 09/30/2015 | 61,385.82 | 32,119.92 | 52.32 | 0.00 | 29,265.90 | 47.68 |
| 11560 | Public Assistance 07/01/2014 - 06/30/2015 | 51,586.00 | 52,199.29 | 101.19 | 0.00 | - 613.29 | - 1.19 |
| 11564 | SOS Literacy - State 07/01/2014 - 06/30/2015 | 67,000.00 | 62,120.16 | 92.72 | 0.00 | 4,879.84 | 7.28 |
| 11572 | State Basic Adult Ed 07/01/2014 - 06/30/2015 | 37,981.00 | 40,117.79 | 105.63 | 0.00 | -2,136.79 | - 5.63 |
| 11566 | Workplace Skills Enhance 07/01/2014 - 06/30/2015 | 14,500.00 | 7,712.75 | 53.19 | 0.00 | 6,787.25 | 46.81 |
| Total | | 1,938,742.66 | 1,239,706.40 | 63.94 | 45,528.17 | 653,508.09 | 33.71 |
| Locally Funded Grants | | | | | | | |
| ----- | | | | | | | |
| 11322 | AACC Plus 50 Grant 04/01/2013 - | 13,034.81 | 8,447.18 | 64.80 | 309.38 | 4,278.25 | 32.82 |
| 8999 | Decatur Comm Partnership 10/01/2007 - | 12,000.00 | 2,380.85 | 19.84 | 0.00 | 9,619.15 | 80.16 |
| 11373 | Literacy Grant-EdCo 03/01/2013 - | 51,852.93 | 32,045.04 | 61.80 | 0.00 | 19,807.89 | 38.20 |
| Total | | 76,887.74 | 42,873.07 | 55.76 | 309.38 | 33,705.29 | 43.84 |
| Cash/RCC Restricted Programs | | | | | | | |
| ----- | | | | | | | |
| 9098 | Partners in Education - | 87,225.00 | 81,497.03 | 93.43 | 0.00 | 5,727.97 | 6.57 |
| 11458 | Project READ 07/01/2013 - | 100,207.00 | 74,782.98 | 74.63 | 0.00 | 25,424.02 | 25.37 |
| EQUI | Reserved for Equipment 07/01/2005 - | 227,691.00 | 89,849.82 | 39.46 | 5,138.99 | 132,702.19 | 58.28 |

Richland Community College
 Restricted Purposes Fund-Grants
 MAY 1415

| | Grant Period | Budget | * Actual Expense | % * | Encumbered | ** Unencumbered | % ** |
|------------------------------|--|--------------|------------------|--------|------------|-----------------|--------|
| Total | | 415,123.00 | 246,129.83 | 59.29 | 5,138.99 | 163,854.18 | 39.47 |
| RCC-Foundation Funded Grants | | | | | | | |
| ----- | | | | | | | |
| 11533 | Foundation Gifts to RCC 07/01/2014 - 06/30/2015 | 41,170.00 | 30,862.58 | 74.96 | 304.38 | 10,003.04 | 24.30 |
| Total | | 41,170.00 | 30,862.58 | 74.96 | 304.38 | 10,003.04 | 24.30 |
| Fed Funded through State | | | | | | | |
| ----- | | | | | | | |
| 11512 | Carl Perkins- ICCB 07/01/2014 - 06/30/2015 | 176,542.00 | 141,197.86 | 79.98 | 3,130.62 | 32,213.52 | 18.25 |
| 11532 | Federal Adult Ed Basic 07/01/2014 - 06/30/2015 | 33,780.00 | 35,813.10 | 106.02 | 0.00 | -2,033.10 | - 6.02 |
| 11556 | Program Improvement Grnt 07/01/2014 - 06/30/2015 | 12,856.00 | 12,859.62 | 100.03 | 0.00 | - 3.62 | - .03 |
| Total | | 223,178.00 | 189,870.58 | 85.08 | 3,130.62 | 30,176.80 | 13.52 |
| Total Grants | | 3,686,000.36 | 2,583,621.63 | 70.09 | 65,049.79 | 1,037,328.94 | 28.14 |

Richland Community College
ACCOUNT SUMMARY
MAY 1415

| Fund: | Education Fund | Month | Full Year | Year to Date | | Pct | Variance |
|-------|---------------------------|------------|--------------|--------------|------------|--------|------------|
| Acct | Description | Actual | Budget | Actual | Encumbered | | |
| 51100 | Administrative Staff Sal | 153,569.50 | 1,927,784.00 | 1,736,844.36 | 0.00 | 90.1 | 190,939.64 |
| 51102 | Administrative Staff-PT | 3,500.00 | 0.00 | 31,340.91 | 0.00 | .0 | -31,340.91 |
| 51200 | Professional/Tech Salary | 58,055.32 | 678,618.00 | 639,453.82 | 0.00 | 94.2 | 39,164.18 |
| 51201 | Professional/Tech-PT | 2,313.65 | 31,500.00 | 18,246.92 | 0.00 | 57.9 | 13,253.08 |
| 51202 | Professional/Tech-PT | 2,588.42 | 35,000.00 | 33,376.06 | 0.00 | 95.4 | 1,623.94 |
| 51310 | F/T Faculty Salary | 315,074.79 | 3,995,352.00 | 3,692,415.18 | 0.00 | 92.4 | 302,936.82 |
| 51315 | F/T Faculty-Summer Sal | 530.00 | 339,028.00 | 305,922.02 | 0.00 | 90.2 | 33,105.98 |
| 51320 | P/T Faculty Salary | 105,668.26 | 977,280.00 | 1,042,866.70 | 0.00 | 106.7 | -65,586.70 |
| 51325 | P/T Faculty-Summer Sal | 1,932.00 | 96,033.00 | 98,735.01 | 0.00 | 102.8 | -2,702.01 |
| 51340 | Overload Salary | 60,638.36 | 456,175.00 | 451,453.19 | 0.00 | 99.0 | 4,721.81 |
| 51345 | Clinical Risk Stipends | 3,883.32 | 35,500.00 | 36,099.96 | 0.00 | 101.7 | -599.96 |
| 51350 | Independent Study Salary | 2,370.00 | 14,600.00 | 23,960.00 | 0.00 | 164.1 | -9,360.00 |
| 51353 | Proficiency Exam Salary | 52.50 | 0.00 | 52.50 | 0.00 | .0 | -52.50 |
| 51356 | Subs Instructors Salary | 650.82 | 14,550.00 | 12,564.67 | 0.00 | 86.4 | 1,985.33 |
| 51360 | LabFacilitators | 1,915.18 | 34,000.00 | 29,771.18 | 0.00 | 87.6 | 4,228.82 |
| 51362 | Faculty Tutors Salary | 4,802.00 | 154,928.00 | 85,959.09 | 0.00 | 55.5 | 68,968.91 |
| 51391 | Faculty Curriculum Dev OL | 0.00 | 7,000.00 | 5,625.00 | 0.00 | 80.4 | 1,375.00 |
| 51392 | Faculty Curriculum Dev | 0.00 | 1,800.00 | 0.00 | 0.00 | .0 | 1,800.00 |
| 51400 | Supervisory Staff Salary | 38,186.16 | 611,240.00 | 461,053.32 | 0.00 | 75.4 | 150,186.68 |
| 51500 | Academic Support Salary | 14,208.64 | 170,505.00 | 156,295.04 | 0.00 | 91.7 | 14,209.96 |
| 51502 | Academic Support-PT | 20,414.96 | 152,155.00 | 199,254.31 | 0.00 | 131.0 | -47,099.31 |
| 51610 | F/T Classified Salary | 88,551.61 | 1,074,957.00 | 975,284.50 | 0.00 | 90.7 | 99,672.50 |
| 51620 | P/T Classified Salary | 6,323.70 | 96,731.00 | 65,601.61 | 0.00 | 67.8 | 31,129.39 |
| 51630 | Classified-Temporary | 1,575.63 | 1,000.00 | 25,536.97 | 0.00 | 2553.7 | -24,536.97 |
| 51800 | Student Workers Salary | 4,096.14 | 69,425.00 | 45,322.95 | 0.00 | 65.3 | 24,102.05 |
| 51906 | Interpreter Salary | 287.04 | 25,000.00 | 21,040.78 | 0.00 | 84.2 | 3,959.22 |
| 51912 | Test Proctor Salary | 713.25 | 1,000.00 | 7,787.27 | 0.00 | 778.7 | -6,787.27 |
| 51918 | Overtime Wages | 184.74 | 8,150.00 | 6,499.87 | 0.00 | 79.8 | 1,650.13 |
| 51930 | Car Allowance | 0.00 | 2,400.00 | 600.00 | 0.00 | 25.0 | 1,800.00 |
| 51935 | SURS Fringe Benefit | 1,870.70 | 26,392.00 | 20,964.60 | 0.00 | 79.4 | 5,427.40 |
| 52080 | SURS-RetireeHealthContri | 3,725.54 | 46,880.00 | 42,263.87 | 0.00 | 90.2 | 4,616.13 |
| 52100 | EmployeeBenefitsTotal | 0.00 | 3,500.00 | 11,494.68 | 0.00 | 328.4 | -7,994.68 |
| 52101 | Group Medical Ins | 161,640.91 | 1,826,173.00 | 1,676,830.50 | 0.00 | 91.8 | 149,342.50 |
| 52102 | Group Dental Ins | 5,739.57 | 69,387.00 | 60,757.10 | 0.00 | 87.6 | 8,629.90 |
| 52104 | Group Life Ins | 2,828.30 | 34,517.00 | 31,717.74 | 0.00 | 91.9 | 2,799.26 |
| 52105 | Group LTD Ins | 1,777.47 | 21,245.00 | 19,246.86 | 0.00 | 90.6 | 1,998.14 |
| 52106 | Long-Term Care Ins | 0.00 | 4,000.00 | 3,853.39 | 0.00 | 96.3 | 146.61 |
| 52700 | Medicare | 0.00 | 260.00 | 0.00 | 0.00 | .0 | 260.00 |
| 52750 | Staff/Family Waivers | 0.00 | 5,000.00 | 46,781.00 | 0.00 | 935.6 | -41,781.00 |
| 53200 | Consultants/Workshops | 281.72 | 4,650.00 | 385.11 | 0.00 | 8.3 | 4,264.89 |
| 53205 | Admin Computer-Maint | 376.00 | 181,459.00 | 172,518.11 | 0.00 | 95.1 | 8,940.89 |
| 53400 | Equip Repair/Maint Agree | 0.00 | 21,901.02 | 10,945.70 | 471.70 | 52.1 | 10,483.62 |
| 53500 | Legal Services-Admin | -93.00 | 51,000.00 | 31,067.71 | 0.00 | 60.9 | 19,932.29 |
| 53900 | Contractual-Other | 229.56 | 40,455.00 | 28,765.63 | 359.16 | 72.0 | 11,330.21 |
| 53920 | Wellness Program | 0.00 | 5,600.00 | 34.68 | 0.00 | .6 | 5,565.32 |
| 53938 | Tuition | 0.00 | 3,000.00 | 0.00 | 0.00 | .0 | 3,000.00 |
| 53955 | Faculty Development | 0.00 | 855.00 | 1,309.25 | 0.00 | 153.1 | -454.25 |
| 53956 | Staff Development | 0.00 | 4,000.00 | 1,707.50 | 0.00 | 42.7 | 2,292.50 |
| 53974 | Resource Persons | 0.00 | 200.00 | 0.00 | 0.00 | .0 | 200.00 |
| 53975 | Professional Fees | 0.00 | 7,500.00 | 6,909.00 | 0.00 | 92.1 | 591.00 |
| 53993 | Employee Recognition EAT | 0.00 | 1,600.00 | 2,039.08 | 0.00 | 127.4 | -439.08 |

Richland Community College

ACCOUNT SUMMARY

MAY 1415

| Fund: Education Fund | Month | Full Year | Year to Date | | Pct | Variance |
|--------------------------------|--------------|---------------|---------------|------------|-------|--------------|
| Acct Description | Actual | Budget | Actual | Encumbered | | |
| 53995 Meals | 0.00 | 3,335.00 | 3,653.74 | 0.00 | 109.6 | -318.74 |
| 53998 Student Awards | 300.00 | 1,000.00 | 850.00 | 0.00 | 85.0 | 150.00 |
| 54101 Office Supplies | 829.36 | 34,341.00 | 16,292.09 | 0.00 | 47.4 | 18,048.91 |
| 54102 Instructional Supplies | 7,760.48 | 137,155.76 | 104,362.03 | 16,192.23 | 87.9 | 16,601.50 |
| 54200 Printing | 187.24 | 34,115.38 | 32,895.54 | 3,895.95 | 107.8 | -2,676.11 |
| 54205 Credit Schedules | 0.00 | 6,300.00 | 3,860.75 | 0.00 | 61.3 | 2,439.25 |
| 54210 Catalog Printing | 0.00 | 5,490.00 | 3,081.85 | 0.00 | 56.1 | 2,408.15 |
| 54400 Materials | 1,548.71 | 95,512.82 | 58,687.59 | 2,566.98 | 64.1 | 34,258.25 |
| 54401 Audio Visual Materials | 0.00 | 8,100.00 | 6,435.41 | 0.00 | 79.4 | 1,664.59 |
| 54402 Postage | 187.78 | 34,710.00 | 20,504.88 | 0.00 | 59.1 | 14,205.12 |
| 54408 Computer Software | 0.00 | 127,754.25 | 125,257.04 | 0.00 | 98.0 | 2,497.21 |
| 54413 Transcripts | 0.00 | 22,500.00 | 13,000.00 | 0.00 | 57.8 | 9,500.00 |
| 54515 Reference Materials | 0.00 | 5,513.00 | 5,299.53 | 0.00 | 96.1 | 213.47 |
| 54520 Books-Library Collection | -32.21 | 9,440.00 | 7,046.49 | 0.00 | 74.6 | 2,393.51 |
| 54600 Publications & Dues | -535.05 | 128,688.63 | 127,669.17 | 1,836.50 | 100.6 | -817.04 |
| 54700 Advertising | 14,814.17 | 138,990.00 | 141,801.18 | 29,067.38 | 122.9 | -31,878.56 |
| 54705 Specialities | 1,057.42 | 4,320.00 | 2,770.11 | 0.00 | 64.1 | 1,549.89 |
| 54710 WYSE Activities | 0.00 | 1,059.00 | 1,084.81 | 0.00 | 102.4 | -25.81 |
| 54905 Graphic Supplies | 0.00 | 5,085.00 | 2,456.55 | 957.31 | 67.1 | 1,671.14 |
| 54908 Laundry/Linen Supplies | 0.00 | 900.00 | 323.89 | 118.54 | 49.2 | 457.57 |
| 55100 Meeting Expense | 390.25 | 24,069.25 | 15,740.06 | 509.37 | 67.5 | 7,819.82 |
| 55102 Alumni Actvities | 0.00 | 180.00 | 0.00 | 0.00 | .0 | 180.00 |
| 55150 Registration Fees | 775.00 | 47,110.00 | 30,191.48 | 3,308.16 | 71.1 | 13,610.36 |
| 55200 Travel-In State | 455.02 | 32,268.00 | 18,214.70 | 3,492.91 | 67.3 | 10,560.39 |
| 55204 Travel-In State Mileage | 1,714.27 | 9,274.05 | 9,849.72 | 0.00 | 106.2 | -575.67 |
| 55300 Travel-Out of State | -400.00 | 67,734.00 | 39,811.52 | 1,352.57 | 60.8 | 26,569.91 |
| 55400 Recruitment | 0.00 | 2,000.00 | 690.00 | 0.00 | 34.5 | 1,310.00 |
| 56200 Equipment Rental | 2,076.93 | 47,000.00 | 35,361.92 | 4,474.67 | 84.8 | 7,163.41 |
| 56800 Bank Card Fees | 316.03 | 16,000.00 | 16,390.50 | 0.00 | 102.4 | -390.50 |
| 56810 Collection Co Charges | 2,135.21 | 18,000.00 | 13,447.14 | 0.00 | 74.7 | 4,552.86 |
| 56815 Graduation Expense | 12,962.43 | 18,000.00 | 14,814.79 | 736.00 | 86.4 | 2,449.21 |
| 57500 Telephone | 0.00 | 800.00 | 500.20 | 0.00 | 62.5 | 299.80 |
| 57700 Telecommunications | 154.68 | 11,500.00 | 9,320.76 | 1,215.97 | 91.6 | 963.27 |
| 58600 Equipment-Instructional | 0.00 | 10,576.84 | 10,577.00 | 0.00 | 100.0 | -0.16 |
| 59040 Write-Offs | 1,625.41 | 25,000.00 | 26,336.39 | 0.00 | 105.3 | -1,336.39 |
| 59300 Chargeback Expense | 0.00 | 40,000.00 | 24,234.48 | 0.00 | 60.6 | 15,765.52 |
| 59405 Tuition Waiver | -1,440.00 | 250,000.00 | 239,168.99 | 0.00 | 95.7 | 10,831.01 |
| 59415 Illinois Veterans Grants | 0.00 | 100,000.00 | 61,374.00 | 0.00 | 61.4 | 38,626.00 |
| 59416 Unfunded ING/MIA/POW | 0.00 | 38,000.00 | 19,412.75 | 0.00 | 51.1 | 18,587.25 |
| 59901 Contributions | 0.00 | 105,000.00 | 96,000.00 | 0.00 | 91.4 | 9,000.00 |
| 59965 Bank Service Charges | 797.51 | 7,500.00 | 7,003.34 | 8.00 | 93.5 | 488.66 |
| 59999 Expense-Other | 300.00 | 2,000.00 | 390.40 | 0.00 | 19.5 | 1,609.60 |
| | 1,118,443.40 | 15,047,607.00 | 13,744,717.49 | 70,563.40 | 91.8 | 1,232,326.11 |
| 71000 Transfer Out | 0.00 | 340,000.00 | 144,050.00 | 0.00 | 42.4 | 195,950.00 |
| 01 Education Fund | 1,118,443.40 | 15,387,607.00 | 13,888,767.49 | 70,563.40 | 90.7 | 1,428,276.11 |

Richland Community College

ACCOUNT SUMMARY

MAY 1415

| Fund: Operations & Maint | Month | Full Year | Year to Date | | Pct | Variance |
|--------------------------------|------------|--------------|--------------|------------|-------|------------|
| Acct Description | Actual | Budget | Actual | Encumbered | | |
| 51100 Administrative Staff Sal | 5,554.91 | 66,781.00 | 61,103.98 | 0.00 | 91.5 | 5,677.02 |
| 51200 Professional/Tech Salary | 2,190.38 | 26,942.00 | 24,094.18 | 0.00 | 89.4 | 2,847.82 |
| 51400 Supervisory Staff Salary | 9,572.84 | 116,680.00 | 105,301.24 | 0.00 | 90.2 | 11,378.76 |
| 51610 F/T Classified Salary | 592.80 | 32,000.00 | 31,099.29 | 0.00 | 97.2 | 900.71 |
| 51700 Custodial,Maint Stf Sal | 13,706.14 | 176,167.00 | 148,846.88 | 0.00 | 84.5 | 27,320.12 |
| 51800 Student Workers Salary | 0.00 | 3,500.00 | 0.00 | 0.00 | .0 | 3,500.00 |
| 51918 Overtime Wages | 161.17 | 9,000.00 | 6,574.69 | 0.00 | 73.1 | 2,425.31 |
| 52080 SURS-RetireeHealthContri | 158.90 | 2,093.00 | 1,831.19 | 0.00 | 87.5 | 261.81 |
| 52101 Group Medical Ins | 7,782.73 | 96,901.00 | 91,045.90 | 0.00 | 94.0 | 5,855.10 |
| 52102 Group Dental Ins | 277.74 | 3,839.00 | 3,506.78 | 0.00 | 91.3 | 332.22 |
| 52104 Group Life Ins | 126.85 | 1,792.00 | 1,485.85 | 0.00 | 82.9 | 306.15 |
| 52105 Group LTD Ins | 77.73 | 1,088.00 | 910.47 | 0.00 | 83.7 | 177.53 |
| 52750 Staff/Family Waivers | 0.00 | 0.00 | 6,767.00 | 0.00 | .0 | -6,767.00 |
| 53400 Equip Repair/Maint Agree | 652.73 | 62,000.00 | 35,700.17 | 6,624.40 | 68.3 | 19,675.43 |
| 53405 Telephone Maint Agree | 0.00 | 10,000.00 | 9,741.14 | 435.67 | 101.8 | -176.81 |
| 53410 Custodial Services | 29,918.85 | 389,430.00 | 327,282.00 | 31,020.00 | 92.0 | 31,128.00 |
| 53415 Security | 1,279.30 | 12,355.00 | 11,071.04 | 0.00 | 89.6 | 1,283.96 |
| 53420 Building Repair/Maint | 0.00 | 7,000.00 | 350.00 | 0.00 | 5.0 | 6,650.00 |
| 53900 Contractual-Other | 240.00 | 26,575.00 | 14,209.78 | 560.00 | 55.6 | 11,805.22 |
| 53910 Pest Control | 810.00 | 13,650.00 | 9,151.05 | 810.00 | 73.0 | 3,688.95 |
| 53915 Snow/Grounds | 0.00 | 11,000.00 | 3,956.94 | 15.00 | 36.1 | 7,028.06 |
| 54101 Office Supplies | 0.00 | 550.00 | 411.46 | 0.00 | 74.8 | 138.54 |
| 54104 Maintenance Supplies | 8,547.75 | 112,887.00 | 60,753.87 | 22,979.94 | 74.2 | 29,153.19 |
| 54105 Vehicle Expense | 0.00 | 19,500.00 | 14,303.13 | 4,538.33 | 96.6 | 658.54 |
| 54107 Wind Turbine Maintenance | 0.00 | 16,000.00 | 5,500.00 | 0.00 | 34.4 | 10,500.00 |
| 54200 Printing | 0.00 | 850.00 | 838.97 | 0.00 | 98.7 | 11.03 |
| 54400 Materials | 0.00 | 8,520.00 | 6,691.51 | 0.00 | 78.5 | 1,828.49 |
| 54402 Postage | 0.00 | 350.00 | 471.69 | 0.00 | 134.8 | -121.69 |
| 54408 Computer Software | 0.00 | 3,600.00 | 1,800.00 | 0.00 | 50.0 | 1,800.00 |
| 54600 Publications & Dues | 0.00 | 1,650.00 | 491.15 | 0.00 | 29.8 | 1,158.85 |
| 54700 Advertising | 0.00 | 300.00 | 137.05 | 0.00 | 45.7 | 162.95 |
| 54910 Uniforms | 330.19 | 6,000.00 | 2,352.48 | 401.85 | 45.9 | 3,245.67 |
| 55100 Meeting Expense | 0.00 | 300.00 | 290.40 | 0.00 | 96.8 | 9.60 |
| 55150 Registration Fees | 0.00 | 900.00 | 0.00 | 0.00 | .0 | 900.00 |
| 55200 Travel-In State | 0.00 | 1,400.00 | 389.82 | 0.00 | 27.8 | 1,010.18 |
| 56100 Facility Rental | 17,282.58 | 146,305.00 | 121,941.75 | 10,949.29 | 90.8 | 13,413.96 |
| 56200 Equipment Rental | 0.00 | 2,800.00 | 395.00 | 0.00 | 14.1 | 2,405.00 |
| 56600 Install Pymt Lease/Purch | 6,664.91 | 79,764.00 | 72,113.35 | 6,557.45 | 98.6 | 1,093.20 |
| 56750 Property Taxes | 0.00 | 8,900.00 | 943.25 | 0.00 | 10.6 | 7,956.75 |
| 57150 Propane | 0.00 | 7,500.00 | 0.00 | 0.00 | .0 | 7,500.00 |
| 57300 Electricity and Nat Gas | 32,423.82 | 393,099.00 | 319,557.97 | 0.00 | 81.3 | 73,541.03 |
| 57400 Water,Sewage | 2,575.93 | 27,300.00 | 20,013.88 | 0.00 | 73.3 | 7,286.12 |
| 57500 Telephone | 1,726.55 | 44,700.00 | 41,605.92 | 684.00 | 94.6 | 2,410.08 |
| 57600 Refuse Disposal | 3,081.71 | 20,250.00 | 15,748.04 | 1,562.89 | 85.5 | 2,939.07 |
| 57700 Telecommunications | 0.00 | 5,350.00 | 680.46 | 0.00 | 12.7 | 4,669.54 |
| | 145,736.51 | 1,977,568.00 | 1,581,460.72 | 87,138.82 | 84.4 | 308,968.46 |
| 71000 Transfer Out | 0.00 | 0.00 | 0.00 | 0.00 | 0.0 | 0.00 |
| 02 Operations & Maint | 145,736.51 | 1,977,568.00 | 1,581,460.72 | 87,138.82 | 84.4 | 308,968.46 |

Richland Community College
Expenditure Summary by Cost Center
For the month of May
92% of Fiscal Year 1415

| | Budget 1415 | ** Actual Expended ** 05/31/2015 | % | Encumbered | *** Unencumbered | **** % |
|---|---------------------|-------------------------------------|--------------|------------------|-------------------|--------------|
| Fund: Education Fund | | | | | | |
| Costs for Office of Stu and Acad | | | | | | |
| GED-AB & ASE | 10,064.00 | 16,516.21 | 164.11 | .00 | -6,452.21 | -64.11 |
| DOC General Studies | 43,850.00 | 40,696.17 | 92.81 | .00 | 3,153.83 | 7.19 |
| Honors Program | 6,117.00 | 5,380.34 | 87.96 | .00 | 736.66 | 12.04 |
| Online Learning | 148,674.00 | 123,521.80 | 83.08 | .00 | 25,152.20 | 16.92 |
| Dual Credit | 15,000.00 | .00 | .00 | .00 | 15,000.00 | 100.00 |
| Diversity | 6,755.00 | .00 | .00 | 309.37 | 6,445.63 | 95.42 |
| Student Relations | 1,000.00 | .00 | .00 | .00 | 1,000.00 | 100.00 |
| Total Office of Stu and Acad | 231,460.00 | 186,114.52 | 80.41 | 309.37 | 45,036.11 | 19.46 |
| Costs for Business and Technology | | | | | | |
| Business/TechnologyDean | 154,132.22 | 135,607.62 | 87.98 | .00 | 18,524.60 | 12.02 |
| Accounting/Business | 300,958.00 | 277,492.23 | 92.20 | .00 | 23,465.77 | 7.80 |
| Culinary Arts | 221,280.00 | 219,163.22 | 99.04 | 13,520.47 | -11,403.69 | -5.15 |
| Information Tech-OccTech | 232,983.00 | 237,101.18 | 101.77 | .00 | -4,118.18 | -1.77 |
| Office Tech-Bus Occ | 142,234.48 | 132,976.22 | 93.49 | .00 | 9,258.26 | 6.51 |
| Agribusiness-OccTech | 450.00 | 2,479.74 | 551.05 | .00 | -2,029.74 | -451.05 |
| Automotive-Tech Occ | 111,901.85 | 108,927.37 | 97.34 | 1,036.04 | 1,938.44 | 1.73 |
| Collision Repair Tech | 58,232.00 | 55,401.67 | 95.14 | 1,554.39 | 1,275.94 | 2.19 |
| Drafting/DesignEngineer | 77,005.00 | 58,099.66 | 75.45 | .00 | 18,905.34 | 24.55 |
| Diesel Med/Hvy Trk Tech | 64,257.00 | 46,190.35 | 71.88 | 646.83 | 17,419.82 | 27.11 |
| Heating,Vent,AC-Tech Occ | 117,943.00 | 123,514.43 | 104.72 | .00 | -5,571.43 | -4.72 |
| Horticulture-Bus Occup | 380,184.00 | 366,726.84 | 96.46 | 92.97 | 13,364.19 | 3.52 |
| Welding-Technical Occ | 213,857.00 | 179,501.26 | 83.94 | 3,266.71 | 31,089.03 | 14.54 |
| Health Information Tech | 181,198.45 | 127,258.07 | 70.23 | .00 | 53,940.38 | 29.77 |
| Hospitality Management | 59,951.00 | .00 | .00 | .00 | 59,951.00 | 100.00 |
| Total Business and Technology | 2,316,567.00 | 2,070,439.86 | 89.38 | 20,117.41 | 226,009.73 | 9.76 |
| Costs for Comm, Ed, Hum and Fine A | | | | | | |
| Humanities - Dean | 182,873.00 | 153,339.92 | 83.85 | 164.64 | 29,368.44 | 16.06 |
| Art-Baccalaureate | 159,333.00 | 153,514.13 | 96.35 | .00 | 5,818.87 | 3.65 |
| Erlanson Art Gallery | 10,680.00 | 11,510.84 | 107.78 | .00 | -830.84 | -7.78 |
| African Amer Stu-Baccal | 47,532.00 | 49,873.51 | 104.93 | .00 | -2,341.51 | -4.93 |
| Engl/Human/Journal-Bacca | 884,311.00 | 865,982.04 | 97.93 | .00 | 18,328.96 | 2.07 |
| Foreign Lang-Baccal | 103,277.00 | 90,221.89 | 87.36 | .00 | 13,055.11 | 12.64 |
| Music-Baccalaureate | 22,505.00 | 31,483.11 | 139.89 | .00 | -8,978.11 | -39.89 |
| Dance-Baccalaureate | 2,045.00 | 1,012.50 | 49.51 | .00 | 1,032.50 | 50.49 |
| Philosophy-Baccalaureate | 120,195.00 | 113,815.30 | 94.69 | .00 | 6,379.70 | 5.31 |
| Speech/Forensic/Drama | 118,270.00 | 136,418.86 | 115.35 | .00 | -18,148.86 | -15.35 |
| EarlyChildhoodEduc-AAS | 94,836.00 | 87,447.98 | 92.21 | .00 | 7,388.02 | 7.79 |
| Education-Baccalaureate | 53,934.00 | 35,677.51 | 66.15 | .00 | 18,256.49 | 33.85 |
| Total Comm, Ed, Hum and Fine | 1,799,791.00 | 1,730,297.59 | 96.14 | 164.64 | 69,328.77 | 3.85 |

Richland Community College
Expenditure Summary by Cost Center
For the month of May
92% of Fiscal Year 1415

| | Budget 1415 | ** Actual Expended ** 05/31/2015 | % | Encumbered | *** Unencumbered | **** % |
|---------------------------------------|---------------------|-------------------------------------|--------------|-----------------|-------------------|--------------|
| Costs for Math and Sciences | | | | | | |
| Engineering-Baccal | 25,905.57 | 20,955.88 | 80.89 | .00 | 4,949.69 | 19.11 |
| Math-Baccalaureate | 547,383.68 | 558,723.53 | 102.07 | .00 | -11,339.85 | -2.07 |
| Phys Sci/Physic-Baccal | 67,962.75 | 74,325.00 | 109.36 | .00 | -6,362.25 | -9.36 |
| Biology-Baccalaureate | 414,922.00 | 430,358.37 | 103.72 | 306.48 | -15,742.85 | -3.79 |
| General Science | 2,340.00 | 5,065.11 | 216.46 | .00 | -2,725.11 | -116.46 |
| Chemistry-Baccalaureate | 139,789.00 | 114,940.68 | 82.22 | .00 | 24,848.32 | 17.78 |
| Earth Science-Baccal | 14,607.00 | 14,963.17 | 102.44 | .00 | -356.17 | -2.44 |
| Economics-Baccalaureate | 67,872.00 | 71,190.46 | 104.89 | .00 | -3,318.46 | -4.89 |
| Fire Science-Tech Occ | 77,836.00 | 74,007.54 | 95.08 | 70.00 | 3,758.46 | 4.83 |
| Health Ed/Rec-Baccal | 6,208.00 | 4,521.00 | 72.83 | .00 | 1,687.00 | 27.17 |
| History-Baccalaureate | 193,797.00 | 171,396.37 | 88.44 | .00 | 22,400.63 | 11.56 |
| CriminalJustice-Tech Occ | 37,406.00 | 33,214.46 | 88.79 | .00 | 4,191.54 | 11.21 |
| Political Sci-Baccal | 21,740.00 | 25,362.70 | 116.66 | .00 | -3,622.70 | -16.66 |
| Psychology-Baccalaureate | 230,316.00 | 216,098.40 | 93.83 | .00 | 14,217.60 | 6.17 |
| Sociology-Baccalaureate | 129,413.00 | 110,558.05 | 85.43 | .00 | 18,854.95 | 14.57 |
| Math/Science Dean | 144,852.00 | 138,998.74 | 95.96 | 252.57 | 5,600.69 | 3.87 |
| Total Math and Sciences | 2,122,350.00 | 2,064,679.46 | 97.28 | 629.05 | 57,041.49 | 2.69 |
| Costs for Health Professions | | | | | | |
| HealthProfessions Dean | 233,274.00 | 209,933.70 | 89.99 | .00 | 23,340.30 | 10.01 |
| Allied Health | 191,961.00 | 179,689.16 | 93.61 | 647.09 | 11,624.75 | 6.06 |
| Human Simulator | 84,846.00 | 75,389.66 | 88.85 | 390.30 | 9,066.04 | 10.69 |
| Radiology Tech-Hlth Occ | 213,435.00 | 201,585.19 | 94.45 | 404.76 | 11,445.05 | 5.36 |
| Surgical Tech-Health Occ | 216,047.00 | 226,671.96 | 104.92 | 450.00 | -11,074.96 | -5.13 |
| Nursing LPN -Health Occ | 129,792.00 | 123,216.43 | 94.93 | .00 | 6,575.57 | 5.07 |
| AAS Nursng -Health Occ | 818,659.00 | 750,982.05 | 91.73 | 9.00 | 67,667.95 | 8.27 |
| Total Health Professions | 1,888,014.00 | 1,767,468.15 | 93.62 | 1,901.15 | 118,644.70 | 6.28 |
| Costs for Enrollment Services | | | | | | |
| Admission and Recruitmen | 281,909.00 | 259,900.86 | 92.19 | .00 | 22,008.14 | 7.81 |
| Academic Success | 356,681.00 | 298,401.45 | 83.66 | 398.50 | 57,881.05 | 16.23 |
| Math Enrichment Center | 46,638.00 | 53,289.19 | 114.26 | .00 | -6,651.19 | -14.26 |
| Advising and Records | 273,690.00 | 242,632.01 | 88.65 | .00 | 31,057.99 | 11.35 |
| Counseling Services | 283,154.00 | 209,657.04 | 74.04 | .00 | 73,496.96 | 25.96 |
| Career Services | 6,034.00 | 1,634.95 | 27.10 | .00 | 4,399.05 | 72.90 |
| Student Support | 53,204.00 | 53,768.99 | 101.06 | .00 | -564.99 | -1.06 |
| Fin Aid & Vet Affairs | 313,817.00 | 291,575.19 | 92.91 | .00 | 22,241.81 | 7.09 |
| Total Enrollment Services | 1,615,127.00 | 1,410,859.68 | 87.35 | 398.50 | 203,868.82 | 12.62 |
| Costs for Academic Support-LRC | | | | | | |
| LRC Audio Visual | 15,800.00 | 11,316.68 | 71.62 | .00 | 4,483.32 | 28.38 |
| LRC | 325,855.00 | 307,499.15 | 94.37 | 386.28 | 17,969.57 | 5.51 |
| Total Academic Support-LRC | 341,655.00 | 318,815.83 | 93.32 | 386.28 | 22,452.89 | 6.57 |

Richland Community College
Expenditure Summary by Cost Center
For the month of May
92% of Fiscal Year 1415

| | Budget 1415 | ** Actual Expended ** 05/31/2015 | % | Encumbered | *** Unencumbered | **** % |
|-----------------------------------|----------------|-------------------------------------|--------|------------|------------------|-----------|
| Enrollment/Retention Svcs | 170,984.00 | 150,358.44 | 87.94 | .00 | 20,625.56 | 12.06 |
| Costs for Technical Services Supp | | | | | | |
| Networking Support | 90,950.00 | 100,042.98 | 110.00 | .00 | -9,092.98 | -10.00 |
| Academic Lab Support | 40,468.00 | 37,328.46 | 92.24 | 175.78 | 2,963.76 | 7.32 |
| Technical Services Support | 237,280.00 | 215,766.35 | 90.93 | .00 | 21,513.65 | 9.07 |
| Total Technical Services Supp | 368,698.00 | 353,137.79 | 95.78 | 175.78 | 15,384.43 | 4.17 |
| Costs for Institutional Support | | | | | | |
| Fairview Park Plaza | 25,512.00 | 19,646.75 | 77.01 | .00 | 5,865.25 | 22.99 |
| Clinton Center | 53,791.00 | 48,985.81 | 91.07 | .00 | 4,805.19 | 8.93 |
| Administrative Info Syst | 424,647.00 | 388,516.76 | 91.49 | .00 | 36,130.24 | 8.51 |
| VP Economic Development | 157,050.00 | 134,118.54 | 85.40 | .00 | 22,931.46 | 14.60 |
| Board of Trustees | 64,480.00 | 53,198.54 | 82.50 | 1,089.16 | 10,192.30 | 15.81 |
| Presidents Office | 564,873.00 | 520,096.07 | 92.07 | 5,430.56 | 39,346.37 | 6.97 |
| Business Office | 355,605.00 | 320,727.84 | 90.19 | 140.99 | 34,736.17 | 9.77 |
| Vice Pres Fin & Admin | 195,962.00 | 175,853.04 | 89.74 | .00 | 20,108.96 | 10.26 |
| VP Academic Services | 286,249.00 | 272,393.95 | 95.16 | 366.00 | 13,489.05 | 4.71 |
| General Expenses | 266,587.00 | 252,951.14 | 94.89 | 2,925.02 | 10,710.84 | 4.02 |
| Copiers | 39,835.00 | 28,826.83 | 72.37 | 6,172.60 | 4,835.57 | 12.14 |
| Copy Center | 97,806.00 | 88,495.94 | 90.48 | .00 | 9,310.06 | 9.52 |
| Graphics | 117,758.00 | 88,346.85 | 75.02 | 957.31 | 28,453.84 | 24.16 |
| Marketing | 321,346.00 | 295,737.22 | 92.03 | 29,067.38 | -3,458.60 | -1.08 |
| Employee Relations | 8,000.00 | 6,183.78 | 77.30 | .00 | 1,816.22 | 22.70 |
| Human Resources | 235,895.00 | 198,407.98 | 84.11 | 40.00 | 37,447.02 | 15.87 |
| Institutl Effectiveness | 165,968.00 | 142,263.69 | 85.72 | .00 | 23,704.31 | 14.28 |
| Faculty/Staff Developmt | 15,950.00 | 8,263.58 | 51.81 | .00 | 7,686.42 | 48.19 |
| Foundation&Development | 224,741.00 | 203,491.58 | 90.54 | .00 | 21,249.42 | 9.46 |
| Total Institutional Support | 3,622,055.00 | 3,246,505.89 | 89.63 | 46,189.02 | 329,360.09 | 9.09 |
| Costs for Scholarship and Waivers | | | | | | |
| Waivers | 413,000.00 | 346,292.13 | 83.85 | .00 | 66,707.87 | 16.15 |
| Chargeback | 40,000.00 | 24,234.48 | 60.59 | .00 | 15,765.52 | 39.41 |
| Total Scholarship and Waivers | 453,000.00 | 370,526.61 | 81.79 | .00 | 82,473.39 | 18.21 |
| Student Life | 117,906.00 | 75,513.67 | 64.05 | .00 | 42,392.33 | 35.95 |
| Transfer Out | 340,000.00 | 144,050.00 | 42.37 | .00 | 195,950.00 | 57.63 |
| Total Education Fund | 15,387,607.00 | 13,888,767.49 | 90.26 | 70,271.20 | 1,428,568.31 | 9.28 |

Richland Community College
 Expenditure Summary by Cost Center
 For the month of May
 92% of Fiscal Year 1415

| | Budget 1415 | ** Actual Expended ** 05/31/2015 | % | Encumbered | *** Unencumbered *** | **** % |
|-------------------------------------|---------------------|-------------------------------------|--------------|------------------|----------------------|--------------|
| Fund: Operations & Maint | | | | | | |
| Costs for Maintenance | | | | | | |
| Renovations / Remodeling | 13,000.00 | 11,364.48 | 87.42 | .00 | 1,635.52 | 12.58 |
| Maintenance | 432,536.00 | 333,142.66 | 77.02 | 25,846.14 | 73,547.20 | 17.00 |
| Custodial | 366,587.00 | 316,490.77 | 86.33 | 29,697.48 | 20,398.75 | 5.56 |
| Grounds | 39,284.00 | 25,038.54 | 63.74 | .00 | 14,245.46 | 36.26 |
| Security | 32,862.00 | 26,757.42 | 81.42 | .00 | 6,104.58 | 18.58 |
| College Vehicle | 19,500.00 | 14,303.13 | 73.35 | 4,538.33 | 658.54 | 3.38 |
| Utilities | 434,500.00 | 335,270.74 | 77.16 | 1,594.04 | 97,635.22 | 22.47 |
| Administration O & M | 239,440.00 | 221,880.22 | 92.67 | .00 | 17,559.78 | 7.33 |
| General O & M | 14,950.00 | 2,023.39 | 13.53 | .00 | 12,926.61 | 86.47 |
| Shilling Center - O/M | 8,000.00 | 350.00 | 4.38 | .00 | 7,650.00 | 95.63 |
| Clinton Center O&M | 96,710.00 | 86,360.53 | 89.30 | 1,847.85 | 8,501.62 | 8.79 |
| Fairview Plaza O&M | 73,500.00 | 70,091.69 | 95.36 | .00 | 3,408.31 | 4.64 |
| CSI Building O&M | 9,290.00 | 2,084.08 | 22.43 | 508.57 | 6,697.35 | 72.09 |
| Macon Co Soil & Water Bd | 74,680.00 | 59,115.04 | 79.16 | 450.00 | 15,114.96 | 20.24 |
| Sequestration Bldg O&M | 25,180.00 | 20,108.93 | 79.86 | 1,100.00 | 3,971.07 | 15.77 |
| Workforce Development Ct | 97,549.00 | 57,079.10 | 58.51 | 3,614.00 | 36,855.90 | 37.78 |
| Total Maintenance | 1,977,568.00 | 1,581,460.72 | 79.97 | 69,196.41 | 326,910.87 | 16.53 |
| Total Operations & Maint | 1,977,568.00 | 1,581,460.72 | 79.97 | 69,196.41 | 326,910.87 | 16.53 |

Richland Community College
Expenditure Summary by Cost Center
For the month of May
92% of Fiscal Year 1415

| | Budget 1415 | ** Actual Expended ** 05/31/2015 | % | Encumbered | *** Unencumbered | **** % |
|--|---------------------|-------------------------------------|--------------|------------------|---------------------|--------------|
| Fund: Oper & Maint Restricted | | | | | | |
| Child Care Services | 504,426.94 | 504,397.34 | 99.99 | .00 | 29.60 | .01 |
| Fitness Center | 86,566.00 | 86,562.75 | 100.00 | .00 | 3.25 | .00 |
| Culinary Arts | 44,600.00 | 44,038.62 | 98.74 | .00 | 561.38 | 1.26 |
| Automotive-Tech Occ | 130,385.00 | 130,334.53 | 99.96 | .00 | 50.47 | .04 |
| Collision Repair Tech | 182,701.00 | 74,346.65 | 40.69 | .00 | 108,354.35 | 59.31 |
| Diesel Med/Hvy Trk Tech | 225,275.00 | 215,210.70 | 95.53 | .00 | 10,064.30 | 4.47 |
| Welding-Technical Occ | 29,004.00 | 22,217.89 | 76.60 | .00 | 6,786.11 | 23.40 |
| NetworkingSupport | 25,000.00 | 22,401.18 | 89.60 | .00 | 2,598.82 | 10.40 |
| General Expenses | 49,904.00 | 45,367.75 | 90.91 | .00 | 4,536.25 | 9.09 |
| Building Additions | 2,558,273.06 | 1,286,326.86 | 50.28 | 4,088.71 | 1,267,857.49 | 49.56 |
| Renovations / Remodeling | 1,174,700.00 | 240.00 | .02 | 45,473.00 | 1,128,987.00 | 96.11 |
| Maintenance | 18,300.00 | 18,258.89 | 99.78 | .00 | 41.11 | .22 |
| Custodial | 200.00 | 151.24 | 75.62 | .00 | 48.76 | 24.38 |
| Total Oper & Maint Restricted | 5,029,335.00 | 2,449,854.40 | 48.71 | 49,561.71 | 2,529,918.89 | 50.30 |
| Fund: Bond & Interest Fund | | | | | | |
| Costs for Bond and Interest | | | | | | |
| Bond & Interest | 2,438,783.00 | 2,432,557.50 | 99.74 | .00 | 6,225.50 | .26 |
| Total Bond & Interest Fund | 2,438,783.00 | 2,432,557.50 | 99.74 | .00 | 6,225.50 | .26 |

Richland Community College
Expenditure Summary by Cost Center
For the month of May
92% of Fiscal Year 1415

| | Budget 1415 | ** Actual Expended ** 05/31/2015 | % | Encumbered | *** Unencumbered | **** % |
|--------------------------------------|---------------------|-------------------------------------|--------------|------------------|-------------------|--------------|
| Fund: Auxiliary Enterprises | | | | | | |
| Costs for Auxiliary Services | | | | | | |
| Child Care Services | 206,166.00 | 186,053.07 | 90.24 | 3,400.62 | 16,712.31 | 8.11 |
| Culinary Arts | 10,000.00 | 12,889.11 | 128.89 | 506.26 | -3,395.37 | -33.95 |
| CulinaryRestaurant | 65,500.00 | 62,417.46 | 95.29 | .00 | 3,082.54 | 4.71 |
| Coffee House | 64,900.00 | 54,001.70 | 83.21 | 8,885.58 | 2,012.72 | 3.10 |
| Culinary Events | 2,250.00 | 382.00 | 16.98 | .00 | 1,868.00 | 83.02 |
| Garden Center Ag/Hort | 31,465.00 | 12,695.61 | 40.35 | 6,294.58 | 12,474.81 | 39.65 |
| Fitness Center | 60,000.00 | 48,880.51 | 81.47 | .00 | 11,119.49 | 18.53 |
| Theatre Productions | 31,340.00 | 22,847.56 | 72.90 | .00 | 8,492.44 | 27.10 |
| Outdoor Exposition SpcEv | 161,498.00 | 125,628.38 | 77.79 | .00 | 35,869.62 | 22.21 |
| Total Auxiliary Services | 633,119.00 | 525,795.40 | 83.05 | 19,087.04 | 88,236.56 | 13.94 |
| Costs for Business/Community Educa | | | | | | |
| Credit | 308,798.00 | 318,667.99 | 103.20 | 10,445.79 | -20,315.78 | -6.58 |
| NonCredit | 306,508.00 | 189,490.88 | 61.82 | 1,270.88 | 115,746.24 | 37.76 |
| Business&IndustryAdmin | 164,877.00 | 147,747.42 | 89.61 | .00 | 17,129.58 | 10.39 |
| Total Business/Community Educ | 780,183.00 | 655,906.29 | 84.07 | 11,716.67 | 112,560.04 | 14.43 |
| Costs for Institutional Support | | | | | | |
| Copy Center | 84,979.00 | 64,271.36 | 75.63 | 3,855.77 | 16,851.87 | 19.83 |
| Costs for Transfer Out | | | | | | |
| Transfer Out | .00 | 3,913.74 | .00 | .00 | -3,913.74 | .00 |
| Total Auxiliary Enterprises | 1,498,281.00 | 1,249,886.79 | 83.42 | 34,659.48 | 213,734.73 | 14.27 |

Richland Community College
Expenditure Summary by Cost Center
For the month of May
92% of Fiscal Year 1415

| | Budget 1415 | ** Actual Expended ** 05/31/2015 | % | Encumbered | *** Unencumbered *** | **** % |
|------------------------------|----------------|-------------------------------------|--------|------------|----------------------|-----------|
| Fund: Restricted Purposes Fd | | | | | | |
| Costs for Grants | | | | | | |
| Child Care Services | 42,969.00 | 19,843.14 | 46.18 | 2,913.78 | 20,212.08 | 47.04 |
| CulinaryRestaurant | 4,994.00 | 5,891.55 | 117.97 | .00 | -897.55 | -17.97 |
| Coffee House | 7,450.00 | 7,379.40 | 99.05 | .00 | 70.60 | .95 |
| Fitness Center | 2,000.00 | 855.95 | 42.80 | .00 | 1,144.05 | 57.20 |
| Instruction-Other | 166,573.00 | 100,717.56 | 60.46 | 7,300.00 | 58,555.44 | 35.15 |
| 8th Grade Career Fair | 2,800.00 | 3,524.67 | 125.88 | .00 | -724.67 | -25.88 |
| Student Activities | 226,605.19 | 202,876.84 | 89.53 | .00 | 23,728.35 | 10.47 |
| Partner's Salute | 4,450.00 | 3,247.12 | 72.97 | .00 | 1,202.88 | 27.03 |
| YouthLeadershipInstitute | 2,900.00 | 2,872.82 | 99.06 | .00 | 27.18 | .94 |
| College Fair | 3,905.00 | 3,388.30 | 86.77 | .00 | 516.70 | 13.23 |
| PIE-Career On Wheels | 150.00 | 85.78 | 57.19 | .00 | 64.22 | 42.81 |
| PIE Admin | 73,020.00 | 68,378.34 | 93.64 | .00 | 4,641.66 | 6.36 |
| Business/TechnologyDean | 3,800.00 | 2,072.02 | 54.53 | .00 | 1,727.98 | 45.47 |
| Culinary Arts | 3,000.00 | 2,713.56 | 90.45 | .00 | 286.44 | 9.55 |
| Information Tech-OccTech | 36,854.78 | 11,785.02 | 31.98 | 465.43 | 24,604.33 | 66.76 |
| Diesel Med/Hvy Trk Tech | 8,665.00 | 8,668.26 | 100.04 | .00 | -3.26 | -.04 |
| Heating,Vent,AC-Tech Occ | 4,715.45 | 408.38 | 8.66 | .00 | 4,307.07 | 91.34 |
| Horticulture-Bus Occup | 89,951.78 | 73,008.40 | 81.16 | 158.45 | 16,784.93 | 18.66 |
| Welding-Technical Occ | 342,640.00 | 328,456.17 | 95.86 | .00 | 14,183.83 | 4.14 |
| Health Information Tech | 2,110.98 | .00 | .00 | .00 | 2,110.98 | 100.00 |
| Hospitality Management | 150,365.80 | 70,740.41 | 47.05 | 4,982.01 | 74,643.38 | 49.64 |
| Art-Baccalaureate | 1,600.00 | 1,582.00 | 98.88 | .00 | 18.00 | 1.13 |
| Erlanson Art Gallery | 435.00 | 433.14 | 99.57 | .00 | 1.86 | .43 |
| Biology-Baccalaureate | 1,325.00 | 889.22 | 67.11 | .00 | 435.78 | 32.89 |
| Fire Science-Tech Occ | 480.00 | .00 | .00 | 479.99 | .01 | .00 |
| Radiology Tech-Hlth Occ | 30,450.00 | 30,450.00 | 100.00 | .00 | .00 | .00 |
| Surgical Tech-Health Occ | 17,615.00 | 17,614.83 | 100.00 | .00 | .17 | .00 |
| AAS Nursing -Health Occ | 1,048.79 | 1,048.79 | 100.00 | .00 | .00 | .00 |
| Admission and Recruitmen | 2,550.00 | .00 | .00 | .00 | 2,550.00 | 100.00 |
| Academic Success | 3,285.00 | 478.52 | 14.57 | .00 | 2,806.48 | 85.43 |
| Advising and Records | 1,100.00 | 1,037.46 | 94.31 | .00 | 62.54 | 5.69 |
| Student Services Records | 36,349.90 | 32,553.92 | 89.56 | .00 | 3,795.98 | 10.44 |
| Counseling Services | 21,050.00 | .00 | .00 | .00 | 21,050.00 | 100.00 |
| Fin Aid & Vet Affairs | 3,450.00 | 1,978.44 | 57.35 | .00 | 1,471.56 | 42.65 |
| LRC | 24,074.00 | 24,804.44 | 103.03 | .00 | -730.44 | -3.03 |
| Enrollment/Retention Svcs | 5,300.00 | 4,834.54 | 91.22 | .00 | 465.46 | 8.78 |
| Online Learning | 6,920.00 | 7,620.00 | 110.12 | .00 | -700.00 | -10.12 |
| Academic Lab Support | 5,895.00 | 5,642.00 | 95.71 | 1,520.00 | -1,267.00 | -21.49 |
| Technical Services Support | 67,850.00 | 43,382.24 | 63.94 | 3,618.99 | 20,848.77 | 30.73 |
| Student Servs-Counseling | 152,767.15 | 117,269.35 | 76.76 | 70.30 | 35,427.50 | 23.19 |
| Commercial Custodial | 135,528.95 | 91,963.47 | 67.86 | 683.07 | 42,882.41 | 31.64 |
| Career Technologies | 265,198.09 | 156,692.62 | 59.09 | .00 | 108,505.47 | 40.91 |
| CTEI Grant - DOC | 86,223.76 | 85,467.49 | 99.12 | .77 | 755.50 | .88 |
| DOC-Perkins | 1,012.56 | 1,012.56 | 100.00 | .00 | .00 | .00 |
| Construction Occup-DOC | 137,908.49 | 63,222.82 | 45.84 | .00 | 74,685.67 | 54.16 |
| Fairview Park Plaza | 9,090.00 | 6,471.03 | 71.19 | 304.38 | 2,314.59 | 25.46 |
| Community Service | 193,942.10 | 134,374.63 | 69.29 | 1,179.42 | 58,388.05 | 30.11 |

Richland Community College
Expenditure Summary by Cost Center
For the month of May
92% of Fiscal Year 1415

| | Budget 1415 | ** Actual Expended ** 05/31/2015 | % | Encumbered | *** Unencumbered *** | **** % |
|-------------------------------------|----------------------|-------------------------------------|--------------|------------------|----------------------|--------------|
| Sequestration Proj | 147,246.12 | 128,096.42 | 86.99 | 9,458.83 | 9,690.87 | 6.58 |
| Administrative Info Syst | 16,000.00 | .00 | .00 | .00 | 16,000.00 | 100.00 |
| VP Economic Development | .00 | 5.01 | .00 | .00 | -5.01 | .00 |
| Presidents Office | 519.00 | 519.00 | 100.00 | .00 | .00 | .00 |
| Business Office | 8,827.00 | 8,000.42 | 90.64 | .00 | 826.58 | 9.36 |
| Community Relations | 12,153.00 | 10,858.14 | 89.35 | 120.00 | 1,174.86 | 9.67 |
| General Expenses | 217,571.52 | 145,109.99 | 66.70 | 375.95 | 72,085.58 | 33.13 |
| Graphics | 6,800.00 | 3,885.16 | 57.13 | .00 | 2,914.84 | 42.87 |
| Marketing | 1,650.00 | .00 | .00 | .00 | 1,650.00 | 100.00 |
| Administration General | 267,855.59 | 174,486.68 | 65.14 | 1,179.79 | 92,189.12 | 34.42 |
| Faculty/Staff Developmt | 20,253.00 | 17,549.68 | 86.65 | 1,435.20 | 1,268.12 | 6.26 |
| Foundation&Development | 1,445.00 | 1,445.08 | 100.01 | .00 | -.08 | -.01 |
| Maintenance | 44,650.00 | 19,999.00 | 44.79 | .00 | 24,651.00 | 55.21 |
| Custodial | 26,100.00 | 8,029.80 | 30.77 | .00 | 18,070.20 | 69.23 |
| Grounds | 9,130.00 | 9,128.54 | 99.98 | .00 | 1.46 | .02 |
| Security | 60,000.00 | 1,083.48 | 1.81 | 27,223.57 | 31,692.95 | 52.82 |
| Student Life | 3,000.00 | 3,592.91 | 119.76 | .00 | -592.91 | -19.76 |
| Grant-Administration | 299,595.29 | 211,066.41 | 70.45 | 876.88 | 87,652.00 | 29.26 |
| Grant-Non-Administration | 17,033.00 | 13,216.14 | 77.59 | 475.00 | 3,341.86 | 19.62 |
| Grants-Training | 1,829.09 | 1,731.26 | 94.65 | .00 | 97.83 | 5.35 |
| Grant-SupportServices | 58,333.00 | 31,145.94 | 53.39 | 227.98 | 26,959.08 | 46.22 |
| Family Literacy | 39,270.68 | 30,935.73 | 78.78 | .00 | 8,334.95 | 21.22 |
| Adult Literacy | 27,082.25 | 8,822.06 | 32.58 | .00 | 18,260.19 | 67.42 |
| Instruction | 88,856.05 | 87,036.51 | 97.95 | .00 | 1,819.54 | 2.05 |
| Total Grants | 3,767,568.36 | 2,663,480.56 | 70.69 | 65,049.79 | 1,039,038.01 | 27.58 |
| Costs for Financial Aid | | | | | | |
| Illinois Veterans Grant | 193,000.00 | 99,876.00 | 51.75 | .00 | 93,124.00 | 48.25 |
| Post 9/11 Veterans Grant | 115,000.00 | 105,404.03 | 91.66 | .00 | 9,595.97 | 8.34 |
| FoundationScholarships | 625,000.00 | 622,019.63 | 99.52 | .00 | 2,980.37 | .48 |
| Direct Loans | 1,900,000.00 | 1,434,839.00 | 75.52 | .00 | 465,161.00 | 24.48 |
| PELL | 4,625,000.00 | 4,311,240.38 | 93.22 | .00 | 313,759.62 | 6.78 |
| Federal Work Study | 3,117.00 | 4,341.63 | 139.29 | .00 | -1,224.63 | -39.29 |
| SEOG | 54,213.00 | 44,715.00 | 82.48 | .00 | 9,498.00 | 17.52 |
| MAP | 437,000.00 | 436,120.00 | 99.80 | .00 | 880.00 | .20 |
| Workforce Investment Sol | 312,000.00 | 309,546.36 | 99.21 | .00 | 2,453.64 | .79 |
| IL National Guard Grant | 27,600.00 | 27,597.00 | 99.99 | .00 | 3.00 | .01 |
| Total Financial Aid | 8,291,930.00 | 7,395,699.03 | 89.19 | .00 | 896,230.97 | 10.81 |
| Transfer Out | .00 | 7,790.00 | .00 | .00 | -7,790.00 | .00 |
| Total Restricted Purposes Fd | 12,059,498.36 | 10,066,969.59 | 83.48 | 65,049.79 | 1,927,478.98 | 15.98 |

Richland Community College
Expenditure Summary by Cost Center
For the month of May
92% of Fiscal Year 1415

| | Budget 1415 | ** Actual Expended ** 05/31/2015 | % | Encumbered | *** Unencumbered | **** % |
|--|---------------------|-------------------------------------|--------------|------------------|------------------|---------------|
| Fund: Working Cash Fund | | | | | | |
| Transfer Out | 5,000.00 | .00 | .00 | .00 | 5,000.00 | 100.00 |
| Total Working Cash Fund | 5,000.00 | .00 | .00 | .00 | 5,000.00 | 100.00 |
| Fund: Trust & Agency Fund | | | | | | |
| Costs for Trust and Agency | | | | | | |
| Club Expenses | 80,500.00 | 75,925.45 | 94.32 | 1,055.59 | 3,518.96 | 4.37 |
| Transfer Out | .00 | 1,600.00 | .00 | .00 | -1,600.00 | .00 |
| Total Trust & Agency Fund | 80,500.00 | 77,525.45 | 96.30 | 1,055.59 | 1,918.96 | 2.38 |
| Fund: Audit Fund | | | | | | |
| Costs for Institutional Support | | | | | | |
| Business Office | 15,142.00 | 14,043.14 | 92.74 | .00 | 1,098.86 | 7.26 |
| Costs for Audit | | | | | | |
| Audit | 44,200.00 | 44,200.00 | 100.00 | .00 | .00 | .00 |
| Contingency | 8,872.00 | .00 | .00 | .00 | 8,872.00 | 100.00 |
| Total Audit Fund | 68,214.00 | 58,243.14 | 85.38 | .00 | 9,970.86 | 14.62 |
| Fund: Liab,Protect,Settle | | | | | | |
| Liab Protection & Settle | 1,261,035.00 | 1,118,081.98 | 88.66 | 44,693.83 | 98,259.19 | 7.79 |
| Total Liab,Protect,Settle | 1,261,035.00 | 1,118,081.98 | 88.66 | 44,693.83 | 98,259.19 | 7.79 |

Richland Community College
 Bills Presented for Ratification
 MAY 1415

| Vendor Name | Function | Object | Invoice Amount | Educational Fund | O & M Fund | Other Fund |
|----------------------------------|-----------------------|-----------------------|----------------|------------------|------------|------------|
| AFLAC | | AFLAC | 734.34 | 734.34 | | |
| AFLAC | | AFLAC | 734.34 | 734.34 | | |
| AMACO Brickyard Ceramics | Art-Baccalaureate | Instructional Supplie | 247.38 | 247.38 | | |
| AT&T | Fairview Plaza O&M | Telephone | 167.21 | | 167.21 | |
| AT&T | NetworkingSupport | Telecommunications | 1,549.67 | 1,549.67 | | |
| AT&T | Utilities | Telephone | 809.52 | | 809.52 | |
| AT&T | CommunityService | Telephone | 152.89 | | | 152.89 |
| AT&T | Utilities | Telephone | 451.07 | | 451.07 | |
| AT&T | Fairview Plaza O&M | Telephone | 23.35 | | 23.35 | |
| AT&T | Fairview Plaza O&M | Telephone | 166.81 | | 166.81 | |
| AT&T | Fairview Plaza O&M | Telephone | 23.35 | | 23.35 | |
| AT&T | Utilities | Telephone | 434.74 | | 434.74 | |
| AT&T | CommunityService | Telephone | 152.23 | | | 152.23 |
| AT&T Long Distance | Utilities | Telephone | 235.18 | | 235.18 | |
| AT&T Long Distance | Utilities | Telephone | 237.32 | | 237.32 | |
| Advanced Disposal Services | Utilities | Refuse Disposal | 1,270.98 | | 1,270.98 | |
| Advanced Disposal Services | Utilities | Refuse Disposal | 1,270.98 | | 1,270.98 | |
| Airwalk Action | Club Expenses | Contractual-Other | 580.00 | | | 580.00 |
| Airweld Industrial Gases | Welding-Technical Occ | Instructional Supplie | 607.62 | 607.62 | | |
| Airweld Industrial Gases | Instruction-Other | Instructional Supplie | 649.75 | | | 649.75 |
| Airweld Industrial Gases | Welding-Technical Occ | Instructional Supplie | 141.94 | 141.94 | | |
| Airweld Industrial Gases | Welding-Technical Occ | Instructional Supplie | 10.79 | 10.79 | | |
| Airweld Industrial Gases | Welding-Technical Occ | Instructional Supplie | 15.80 | 15.80 | | |
| AmerenIP | Clinton Center O&M | Electricity and Nat G | 83.11 | | 83.11 | |
| AmerenIP | Utilities | Electricity and Nat G | 200.30 | | 200.30 | |
| AmerenIP | Fairview Plaza O&M | Electricity and Nat G | 88.82 | | 88.82 | |
| AmerenIP | Workforce Development | Electricity and Nat G | 3,666.64 | | 3,666.64 | |
| AmerenIP | Sequestration Bldg O& | Electricity and Nat G | 540.32 | | 540.32 | |
| AmerenIP | Utilities | Electricity and Nat G | 121.24 | | 121.24 | |
| AmerenIP | Macon Co Soil & Water | Electricity and Nat G | 123.47 | | 123.47 | |
| AmerenIP | Fairview Plaza O&M | Electricity and Nat G | 83.41 | | 83.41 | |
| AmerenIP | Utilities | Electricity and Nat G | 143.70 | | 143.70 | |
| AmerenIP | Utilities | Electricity and Nat G | 130.84 | | 130.84 | |
| AmerenIP | Macon Co Soil & Water | Electricity and Nat G | 86.70 | | 86.70 | |
| AmerenIP | Clinton Center O&M | Electricity and Nat G | 62.18 | | 62.18 | |
| AmerenIP | Utilities | Electricity and Nat G | 48.97 | | 48.97 | |
| AmerenIP | Clinton Center O&M | Electricity and Nat G | 194.79 | | 194.79 | |
| AmerenIP | Utilities | Electricity and Nat G | 5,528.60 | | 5,528.60 | |
| American Express | | Credit Card Pmt Clear | 203.10 | 203.10 | | |
| American Red Cross | Club Expenses | Donations/Gifts | 48.67 | | | 48.67 |
| Aramark - AUS St Louis MC Lockbo | Maintenance | Uniforms | 43.45 | | 43.45 | |
| Aramark - AUS St Louis MC Lockbo | Maintenance | Uniforms | 43.45 | | 43.45 | |
| Aramark - AUS St Louis MC Lockbo | Maintenance | Uniforms | 43.45 | | 43.45 | |
| Aramark - AUS St Louis MC Lockbo | Maintenance | Uniforms | 43.45 | | 43.45 | |
| Aramark - AUS St Louis MC Lockbo | Maintenance | Uniforms | 71.45 | | 71.45 | |
| Aramark Corporation | Child Care Services | Meals | 1,490.15 | | | 1,490.15 |
| Archambault, Margaret | Academic Success | Travel-In State Milea | 739.20 | 739.20 | | |
| Area Disposal Service Inc | Clinton Center O&M | Refuse Disposal | 59.75 | | 59.75 | |
| Argenta-Oreana High School | Student Activities | Meeting Expense | 189.83 | | | 189.83 |
| | | PAGE TOTALS | 24,746.30 | 4,984.18 | 16,498.60 | 3,263.52 |

Richland Community College
 Bills Presented for Ratification
 MAY 1415

| Vendor Name | Function | Object | Invoice Amount | Educational Fund | O & M Fund | Other Fund |
|-------------------------|-----------------------|-----------------------|----------------|------------------|------------|------------|
| BLDD Architects Inc | Renovations / Remodel | Building Improvements | 240.00 | | | 240.00 |
| Baldwin, Shelly L | HealthProfessions Dea | Publications & Dues | 145.00 | 145.00 | | |
| BearMail Co | | Inventory-CentralStor | 247.30 | 247.30 | | |
| BearMail Co | Admission and Recruit | Postage | 155.78 | 155.78 | | |
| Beck's Studio | | Inventory-CentralStor | 19.96 | 19.96 | | |
| Beck's Studio | | Inventory-CentralStor | 8.75 | 8.75 | | |
| Bishop, Kathleen | Art-Baccalaureate | Student Awards | 15.00 | 15.00 | | |
| Bolletta, John & Deana | VP Academic Services | Materials | 756.00 | 756.00 | | |
| Brossard, Suzanne | NonCredit | Materials | 6.97 | | | 6.97 |
| Brush College-LLC | | Credit Card Clearing | 500.00 | 500.00 | | |
| Busey Bank | Macon Co Soil & Water | Install Pymt Lease/Pu | 4,490.00 | | 4,490.00 | |
| CDS Leasing | Grant-Administration | Equipment Rental | 150.00 | | | 150.00 |
| CDS Leasing | Copiers | Equipment Rental | 117.00 | 117.00 | | |
| CDS Leasing | Copiers | Equipment Rental | 194.00 | 194.00 | | |
| CDS Leasing | Copiers | Equipment Rental | 117.00 | 117.00 | | |
| CDS Leasing | Copiers | Equipment Rental | 524.12 | 524.12 | | |
| CDS Leasing | Copiers | Equipment Rental | 280.00 | 280.00 | | |
| CDS Leasing | Copiers | Equipment Rental | 90.00 | 90.00 | | |
| CDS Leasing | Copiers | Equipment Rental | 92.00 | 92.00 | | |
| CDS Leasing | Copiers | Equipment Rental | 60.00 | 60.00 | | |
| CDS Leasing | Copiers | Equipment Rental | 295.63 | 295.63 | | |
| CDS Leasing | Copiers | Equipment Rental | 131.00 | 131.00 | | |
| CDS Leasing | Copiers | Equipment Rental | 18.14 | 18.14 | | |
| CDS Leasing | Grant-Administration | Equipment Rental | 150.00 | | | 150.00 |
| CDS Leasing | Copiers | Equipment Rental | 194.00 | 194.00 | | |
| CDS Leasing | Copiers | Equipment Rental | 117.00 | 117.00 | | |
| CDS Leasing | Copiers | Equipment Rental | 117.00 | 117.00 | | |
| CDS Leasing | Copiers | Equipment Rental | 139.77 | 139.77 | | |
| CDS Office Technologies | Copiers | Printing | 1,182.39 | 1,182.39 | | |
| CDS Office Technologies | Copiers | Printing | 68.73 | 68.73 | | |
| CDS Office Technologies | Copiers | Printing | 13.95 | 13.95 | | |
| CDS Office Technologies | Copiers | Printing | 129.94 | 129.94 | | |
| CDS Office Technologies | Copiers | Printing | 16.02 | 16.02 | | |
| CDWG Government Inc | General Expenses | Materials | 104.74 | 104.74 | | |
| CDWG Government Inc | | Heartland Acadamy Rec | 95.46 | 95.46 | | |
| CDWG Government Inc | TechnicalServicesSupp | Site Acquisition | -54.66 | | | -54.66 |
| CDWG Government Inc | TechnicalServicesSupp | Site Acquisition | 53.80 | | | 53.80 |
| Cardinal, Matthew S | Radiology Tech-Hlth O | Travel-In State Milea | 276.19 | 276.19 | | |
| Cardinal, Matthew S | Club Expenses | Travel-In State | 103.44 | | | 103.44 |
| Career Cruising | Student Support | Publications & Dues | 595.00 | 595.00 | | |
| Cerro Gordo High School | Student Activities | Meeting Expense | 91.64 | | | 91.64 |
| City of Decatur | | Accrued Sales Tax | 236.22 | | | 236.22 |
| City of Decatur | | Accrued Sales Tax | 138.68 | | | 138.68 |
| City of Decatur IL | Utilities | Water,Sewage | 232.72 | | 232.72 | |
| City of Decatur IL | Utilities | Water,Sewage | 865.57 | | 865.57 | |
| City of Decatur IL | Macon Co Soil & Water | Water,Sewage | 119.57 | | 119.57 | |
| City of Decatur IL | Fairview Plaza O&M | Water,Sewage | 53.98 | | 53.98 | |
| City of Decatur IL | Utilities | Water,Sewage | 193.41 | | 193.41 | |
| City of Decatur IL | Sequestration Bldg O& | Water,Sewage | 121.28 | | 121.28 | |
| PAGE TOTALS | | | 14,009.49 | 6,816.87 | 6,076.53 | 1,116.09 |

Richland Community College
 Bills Presented for Ratification
 MAY 1415

| Vendor Name | Function | Object | Invoice Amount | Educational Fund | O & M Fund | Other Fund |
|----------------------------------|-----------------------|-----------------------|----------------|------------------|------------|------------|
| City of Decatur IL | Utilities | Water,Sewage | 449.72 | | 449.72 | |
| City of Decatur IL | CulinaryRestaurant | Publications & Dues | 2,000.00 | | | 2,000.00 |
| City of Decatur IL | Utilities | Water,Sewage | 255.57 | | 255.57 | |
| City of Decatur IL | Fairview Plaza O&M | Water,Sewage | 127.63 | | 127.63 | |
| City of Decatur IL | CSI Building O&M | Water,Sewage | 156.48 | | 156.48 | |
| Classic Printing | Instruction | Instructional Supplie | 793.28 | | | 793.28 |
| Classic Printing | Student Activities | Instructional Supplie | 186.02 | | | 186.02 |
| Classic Printing | Student Activities | Instructional Supplie | 702.75 | | | 702.75 |
| Clinton Journal | Marketing | Advertising | 59.00 | 59.00 | | |
| Cole, Jerry | CommunityService | Telephone | 50.00 | | | 50.00 |
| Cole, Jerry | CommunityService | Travel-In State | 110.21 | | | 110.21 |
| Comcast | LRC Audio Visual | Materials | 22.50 | 22.50 | | |
| Comcast | Presidents Office | Telecommunications | 121.62 | 121.62 | | |
| Confidential On-Site Paper | Business Office | Contractual-Other | 36.86 | 36.86 | | |
| Connor Co | Engineering Technolog | Instructional Supplie | 77.40 | 77.40 | | |
| Consociate Group | Human Resources | Contractual-Other | 346.50 | 346.50 | | |
| Consolidated Communications | Utilities | Telephone Maint Agree | 610.67 | | 610.67 | |
| Constellation NewEnergy Gas Divi | Utilities | Electricity and Nat G | 713.58 | | 713.58 | |
| Constellation NewEnergy Gas Divi | Utilities | Electricity and Nat G | 648.63 | | 648.63 | |
| Constellation NewEnergy Gas Divi | Utilities | Electricity and Nat G | 5,445.19 | | 5,445.19 | |
| Constellation NewEnergy Gas Divi | Fairview Plaza O&M | Electricity and Nat G | 74.08 | | 74.08 | |
| Constellation NewEnergy Gas Divi | Macon Co Soil & Water | Electricity and Nat G | 90.91 | | 90.91 | |
| Credo Reference Limited | | Prepaid Expenses | 3,780.00 | 3,780.00 | | |
| Crews, Denise,, Dr | VP Academic Services | Telecommunications | 60.00 | 60.00 | | |
| Cromwell Radio Group Inc | Marketing | Advertising | 200.00 | 200.00 | | |
| Cromwell Radio Group Inc | Marketing | Advertising | 303.24 | 303.24 | | |
| Cromwell Radio Group Inc | Marketing | Advertising | 200.00 | 200.00 | | |
| Cromwell Radio Group Inc | Marketing | Advertising | 200.00 | 200.00 | | |
| Cromwell Radio Group Inc | Marketing | Advertising | 200.00 | 200.00 | | |
| Cromwell Radio Group Inc | Marketing | Advertising | 200.00 | 200.00 | | |
| Cromwell Radio Group Inc | Marketing | Advertising | 200.00 | 200.00 | | |
| D C Body Works | Club Expenses | Contractual-Other | 350.00 | | | 350.00 |
| DMH Corporate Health Services | Credit | Contractual-Other | 685.00 | | | 685.00 |
| DMH Corporate Health Services | Credit | Contractual-Other | 55.00 | | | 55.00 |
| DMH Corporate Health Services | Credit | Contractual-Other | 110.00 | | | 110.00 |
| Davis, Christina C | Art-Baccalaureate | Student Awards | 30.00 | 30.00 | | |
| Davis, Elizabeth Victoria | Art-Baccalaureate | Student Awards | 15.00 | 15.00 | | |
| Decatur & Macon County Animal Sh | Club Expenses | Donations/Gifts | 77.00 | | | 77.00 |
| Decatur Awards & Screen Printing | Presidents Office | Meeting Expense | 246.00 | 246.00 | | |
| Decatur Park District | | Revenue-Misc/OtherSou | 175.00 | | | 175.00 |
| Delmar-Cengage Learning | CTEI Grant - DOC | Instructional Supplie | 1,107.23 | | | 1,107.23 |
| Delta Alpha Pi International | Club Expenses | Materials | 162.00 | | | 162.00 |
| Dept of Financial & Professional | Credit | Publications & Dues | 100.00 | | | 100.00 |
| Dept of Financial & Professional | Credit | Publications & Dues | 100.00 | | | 100.00 |
| Dept of Financial & Professional | Credit | Publications & Dues | 100.00 | | | 100.00 |
| Dept of Financial & Professional | Credit | Publications & Dues | 100.00 | | | 100.00 |
| Dept of Financial & Professional | Credit | Publications & Dues | 100.00 | | | 100.00 |
| Dept of Financial & Professional | Credit | Publications & Dues | 100.00 | | | 100.00 |
| Dept of Financial & Professional | Credit | Publications & Dues | 1,050.00 | | | 1,050.00 |
| PAGE TOTALS | | | 23,084.07 | 6,298.12 | 8,572.46 | 8,213.49 |

Richland Community College
Bills Presented for Ratification
MAY 1415

| Vendor Name | Function | Object | Invoice Amount | Educational Fund | O & M Fund | Other Fund |
|--------------------------------|-----------------------|-----------------------|----------------|------------------|------------|------------|
| Design Air Heating & Air Condi | Grant-SupportServices | Contractual-Other | 2,000.00 | | | 2,000.00 |
| Don's Paint Company | | Receivable-BrushColl | 274.45 | 274.45 | | |
| Don's Paint Company | | Receivable-BrushColl | 212.39 | 212.39 | | |
| Dunker Electric | Maintenance | Maintenance Supplies | 24.64 | | 24.64 | |
| Dunker Electric | Maintenance | Maintenance Supplies | 81.30 | | 81.30 | |
| Dust & Son Auto Supply | Collision Repair Tech | Instructional Supplie | 45.98 | 45.98 | | |
| Dust & Son Auto Supply | Collision Repair Tech | Instructional Supplie | 844.22 | 844.22 | | |
| Dust & Son Auto Supply | Collision Repair Tech | Instructional Supplie | 307.09 | 307.09 | | |
| Dust & Son Auto Supply | Collision Repair Tech | Instructional Supplie | 27.74 | 27.74 | | |
| Dust & Son Auto Supply | Engineering Technolog | Instructional Supplie | -1,482.26 | -1,482.26 | | |
| Dust & Son Auto Supply | Engineering Technolog | Instructional Supplie | 764.38 | 764.38 | | |
| Dust & Son Auto Supply | Engineering Technolog | Instructional Supplie | 514.80 | 514.80 | | |
| Dust & Son Auto Supply | Engineering Technolog | Instructional Supplie | 203.08 | 203.08 | | |
| Dust & Son Auto Supply | Collision Repair Tech | Instructional Supplie | 152.92 | 152.92 | | |
| Dust & Son Auto Supply | Diesel Med/Hvy Trk Te | Instructional Supplie | 548.50 | 548.50 | | |
| Dust & Son Auto Supply | Diesel Med/Hvy Trk Te | Materials | 1,875.64 | 1,875.64 | | |
| Dynagraphics Inc | Club Expenses | Materials | 67.58 | | | 67.58 |
| Dynagraphics Inc | Club Expenses | Materials | 33.79 | | | 33.79 |
| Dynagraphics Inc | GED-AB & ASE | Printing | 35.05 | 35.05 | | |
| ED2GO | NonCredit | Contractual-Other | 2.25 | | | 2.25 |
| ED2GO | NonCredit | Contractual-Other | 65.00 | | | 65.00 |
| ERH Consulting Inc | Credit | Contractual-Other | 9,220.00 | | | 9,220.00 |
| Elan Corporate Payment Systems | | Credit Card Pmt Clear | 41,452.50 | 41,452.50 | | |
| Ellis, Mary Kay | | Fees Pass Thru Backgr | 50.00 | 50.00 | | |
| Enterprise | HealthProfessions Dea | Travel-In State | 65.00 | 65.00 | | |
| Enterprise | Instruction-Other | Travel-In State | 108.82 | | | 108.82 |
| Enterprise | Instruction-Other | Travel-In State | 108.82 | | | 108.82 |
| Enterprise | NonCredit | Travel-In State | 111.64 | | | 111.64 |
| Enterprise | Vice Pres Fin & Admin | Travel-In State | 157.06 | 157.06 | | |
| Evans Recycling Inc | Utilities | Refuse Disposal | 45.00 | | 45.00 | |
| Evans Recycling Inc | Utilities | Refuse Disposal | 300.00 | | 300.00 | |
| Evergreen FS-Stephens #24 | College Vehicle | Vehicle Expense | 2,005.17 | | 2,005.17 | |
| Evergreen FS-Stephens #24 | Credit | Vehicle Expense | 226.53 | | | 226.53 |
| Evergreen FS-Stephens #24 | Credit | Vehicle Expense | 331.06 | | | 331.06 |
| Evergreen FS-Stephens #24 | Credit | Vehicle Expense | 356.14 | | | 356.14 |
| Evergreen FS-Stephens #24 | Credit | Vehicle Expense | 464.00 | | | 464.00 |
| FEDEX | Culinary Arts | Postage | 10.05 | 10.05 | | |
| Fairview Park Plaza LLC | Fairview Plaza O&M | Facility Rental | 4,615.92 | | 4,615.92 | |
| Fidelity Investments | | Misc Deductions | 300.00 | 300.00 | | |
| Fidelity Investments | | Misc Deductions | 300.00 | 300.00 | | |
| Firm Systems | | Fees Pass Thru Backgr | 1,266.75 | 1,266.75 | | |
| FirstEnergy Solutions | Utilities | Electricity and Nat G | 150.88 | | 150.88 | |
| FirstEnergy Solutions | Utilities | Electricity and Nat G | 24.46 | | 24.46 | |
| FirstEnergy Solutions | Utilities | Electricity and Nat G | 86.59 | | 86.59 | |
| FirstEnergy Solutions | Utilities | Electricity and Nat G | 14,293.20 | | 14,293.20 | |
| FirstEnergy Solutions | Utilities | Electricity and Nat G | 157.22 | | 157.22 | |
| FirstEnergy Solutions | Workforce Development | Electricity and Nat G | 284.64 | | 284.64 | |
| FirstEnergy Solutions | Utilities | Electricity and Nat G | 14,699.73 | | 14,699.73 | |
| FirstEnergy Solutions | Fairview Plaza O&M | Electricity and Nat G | 90.20 | | 90.20 | |
| | | PAGE TOTALS | 97,879.92 | 47,925.34 | 36,858.95 | 13,095.63 |

Richland Community College
 Bills Presented for Ratification
 MAY 1415

| Vendor Name | Function | Object | Invoice Amount | Educational Fund | O & M Fund | Other Fund |
|--------------------------------|-----------------------|-----------------------|----------------|------------------|------------|------------|
| Ford, Laquitta Lynn | Student Activities | Travel-In State | 449.77 | | | 449.77 |
| Fought, Patrick W | Clinton Center O&M | Custodial Services | 155.00 | | 155.00 | |
| Fought, Patrick W | Clinton Center O&M | Custodial Services | 155.00 | | 155.00 | |
| Fought, Patrick W | Clinton Center O&M | Custodial Services | 155.00 | | 155.00 | |
| Fought, Patrick W | Clinton Center O&M | Custodial Services | 155.00 | | 155.00 | |
| Fought, Patrick W | Clinton Center O&M | Custodial Services | 155.00 | | 155.00 | |
| Fought, Patrick W | Clinton Center O&M | Custodial Services | 155.00 | | 155.00 | |
| Franklin Travel | | Other Current Obligat | 1,755.00 | | | 1,755.00 |
| Frontier | Clinton Center O&M | Telephone | 165.70 | | 165.70 | |
| G F I Digital | Sequestration Proj | Printing | 125.00 | | | 125.00 |
| Gallagher, Sean M | | Other Current Obligat | 2,570.51 | | | 2,570.51 |
| Gallagher, Sean M | | Other Current Obligat | 406.72 | | | 406.72 |
| Garrett, Janean A | Admission and Recruit | Travel-In State | 137.76 | 137.76 | | |
| Garver Feeds | Garden Center Ag/Hort | Materials | 110.07 | | | 110.07 |
| Gilmore, Krystyna Blake | Art-Baccalaureate | Student Awards | 30.00 | 30.00 | | |
| Gilson Enterprises Inc | Commercial Custodial | Instructional Supplie | 918.96 | | | 918.96 |
| Goodman, Vivian T | CommunityService | Travel-In State | 90.16 | | | 90.16 |
| Goodman, Vivian T | CommunityService | Telephone | 90.00 | | | 90.00 |
| Grady, Carin Harner | | Child Care Receivable | 25.00 | | | 25.00 |
| Grainger Inc | Collision Repair Tech | Instructional Supplie | 455.59 | 455.59 | | |
| Grainger Inc | Diesel Med/Hvy Trk Te | Instructional Supplie | 21.25 | 21.25 | | |
| Grainger Inc | Diesel Med/Hvy Trk Te | Instructional Supplie | 276.42 | 276.42 | | |
| Green Media Service Inc | Marketing | Advertising | 7,410.00 | 7,410.00 | | |
| Green, Moneitee_Monty M | Instruction-Other | Stipends | 750.00 | | | 750.00 |
| Green, Moneitee_Monty M | Instruction-Other | Stipends | 750.00 | | | 750.00 |
| Grey, Thomas | Instruction-Other | Contractual-Other | 640.00 | | | 640.00 |
| Grey, Thomas | Instruction-Other | Contractual-Other | 640.00 | | | 640.00 |
| Grey, Thomas | Instruction-Other | Contractual-Other | 640.00 | | | 640.00 |
| Grimm, Susan | Club Expenses | Travel-In State | 97.44 | | | 97.44 |
| Grimm, Susan | Radiology Tech-Hlth O | Travel-In State Milea | 188.16 | 188.16 | | |
| Hahn-Kercheval Inc | Maintenance | Maintenance Supplies | 359.10 | | 359.10 | |
| Hahn-Kercheval Inc | Maintenance | Maintenance Supplies | 356.22 | | 356.22 | |
| Hartman, Karen A | | RCC Foundation A/R | 216.56 | 216.56 | | |
| Hawkins, Evyonne | | Wage Garnishment Orde | 351.21 | 351.21 | | |
| Heartland Bank & Trust Company | Bond & Interest | Interest Expense | 10,943.75 | | | 10,943.75 |
| Heartland Bank & Trust Company | Bond & Interest | Interest Expense | 32,917.50 | | | 32,917.50 |
| Heartland Bank & Trust Company | Bond & Interest | Interest Expense | 45,858.75 | 45,858.75 | | |
| Heartland Technical Academy | Student Activities | Meeting Expense | 170.00 | | | 170.00 |
| Herff Jones Inc | General Expenses | Graduation Expense | 744.33 | 744.33 | | |
| Herff Jones Inc | General Expenses | Graduation Expense | 5,221.05 | 5,221.05 | | |
| Herff Jones Inc | General Expenses | Graduation Expense | 792.64 | 792.64 | | |
| Herff Jones Inc | General Expenses | Graduation Expense | 61.07 | 61.07 | | |
| Herff Jones Inc | General Expenses | Graduation Expense | 517.45 | 517.45 | | |
| Herff Jones Inc | General Expenses | Graduation Expense | 50.63 | 50.63 | | |
| Herff Jones Inc | General Expenses | Graduation Expense | 356.67 | 356.67 | | |
| Herff Jones Inc | General Expenses | Graduation Expense | 348.69 | 348.69 | | |
| Herff Jones Inc | General Expenses | Graduation Expense | 210.00 | 210.00 | | |
| Herff Jones Inc | General Expenses | Graduation Expense | 74.92 | 74.92 | | |
| Herff Jones Inc | General Expenses | Graduation Expense | 2,827.47 | 2,827.47 | | |
| PAGE TOTALS | | | 122,051.52 | 66,150.62 | 1,811.02 | 54,089.88 |

Richland Community College
Bills Presented for Ratification
MAY 1415

| Vendor Name | Function | Object | Invoice Amount | Educational Fund | O & M Fund | Other Fund |
|----------------------------------|-----------------------|-----------------------|----------------|------------------|------------|------------|
| Herff Jones Inc | General Expenses | Graduation Expense | 657.85 | 657.85 | | |
| Herff Jones Inc | General Expenses | Graduation Expense | 51.17 | 51.17 | | |
| Herff Jones Inc | General Expenses | Graduation Expense | 190.74 | 190.74 | | |
| Herff Jones Inc | General Expenses | Graduation Expense | 60.25 | 60.25 | | |
| Herff Jones Inc | General Expenses | Graduation Expense | 30.04 | 30.04 | | |
| Hernandez, Lizabeth | | RCC Foundation A/R | 216.56 | 216.56 | | |
| Hired Hand Saloon | Art-Baccalaureate | Contractual-Other | 240.00 | 240.00 | | |
| Hoelting & Co | Culinary Arts | Instructional Supplie | 89.13 | 89.13 | | |
| Hoelting & Co | Culinary Arts | Instructional Supplie | 42.00 | 42.00 | | |
| Hoelting & Co | Culinary Arts | Instructional Supplie | 31.90 | 31.90 | | |
| Hoelting & Co | Culinary Arts | Instructional Supplie | 152.75 | 152.75 | | |
| Hoelting & Co | Culinary Arts | Instructional Supplie | 91.90 | 91.90 | | |
| Hogan Grain & Equipmment Inc | Maintenance | Equipment-Service | 19,999.00 | | | 19,999.00 |
| Holsapple, Michelle D | Art-Baccalaureate | Student Awards | 15.00 | 15.00 | | |
| Holsapple, Michelle D | Art-Baccalaureate | Student Awards | 75.00 | 75.00 | | |
| Houck Transit Advertising | CommunityService | Advertising | 300.00 | | | 300.00 |
| Houck Transit Advertising | CommunityService | Advertising | 1,325.00 | | | 1,325.00 |
| Hubner, Brenda K | Health Information Te | Travel-In State | 89.60 | 89.60 | | |
| IBM Corporation | Administrative Info S | Admin Computer-Maint | 376.00 | 376.00 | | |
| ICCTA | Club Expenses | Registration Fees | 250.00 | | | 250.00 |
| ICCTA | Board of Trustees | Registration Fees | 355.00 | 355.00 | | |
| ICCTA | Board of Trustees | Registration Fees | 395.00 | 395.00 | | |
| ILLOWA AHEAD Disability Speciali | Academic Success | Publications & Dues | 30.00 | 30.00 | | |
| Illinois Dept of Empl Security | Liab Protection & Set | Unemployment Insuranc | 8,087.00 | | | 8,087.00 |
| Illinois Federation of Teachers | | Union Dues - Adjunct | 70.55 | 70.55 | | |
| Illinois Federation of Teachers | | Union Dues-RFT | 2,324.92 | 2,324.92 | | |
| Illinois Federation of Teachers | | Union Dues-RFT | 2,324.92 | 2,324.92 | | |
| Illinois Federation of Teachers | | Union Dues - Adjunct | 70.55 | 70.55 | | |
| Illinois Federation of Teachers | | Union Dues - Adjunct | 70.55 | 70.55 | | |
| Illinois Federation of Teachers | | Union Dues-RFT | 68.38 | 68.38 | | |
| Illinois State Disbursement Unit | | Wage Garnishment Orde | 5.00 | 5.00 | | |
| Illinois State Disbursement Unit | | Wage Garnishment Orde | 5.00 | 5.00 | | |
| Illinois State Disbursement Unit | | Wage Garnishment Orde | 5.00 | 5.00 | | |
| Illinois Student Assistance Comm | | Wage Garnishment Orde | 351.21 | 351.21 | | |
| International Societ of Arboricu | CTEI Grant - DOC | Instructional Supplie | 213.00 | | | 213.00 |
| J W Jung Seed Co | Horticulture-Bus Occu | Instructional Supplie | 45.85 | | | 45.85 |
| J W Jung Seed Co | Horticulture-Bus Occu | Instructional Supplie | 266.20 | | | 266.20 |
| James Machinery Co Inc | CTEI Grant - DOC | Equipment-Grants Only | 2,896.00 | | | 2,896.00 |
| Jan Master Cleaning Services Inc | Custodial | Custodial Services | 2,301.75 | | 2,301.75 | |
| Jan Master Cleaning Services Inc | Custodial | Custodial Services | 23,625.00 | | 23,625.00 | |
| Jan Master Cleaning Services Inc | Macon Co Soil & Water | Custodial Services | 450.00 | | 450.00 | |
| Jan Master Cleaning Services Inc | Sequestration Bldg O& | Custodial Services | 1,100.00 | | 1,100.00 | |
| Jan Master Cleaning Services Inc | Workforce Development | Custodial Services | 1,850.00 | | 1,850.00 | |
| Jan Master Cleaning Services Inc | Liab Protection & Set | Custodial Services | 2,625.00 | | | 2,625.00 |
| Jan Master Cleaning Services Inc | Liab Protection & Set | Custodial Services | 255.75 | | | 255.75 |
| Jan Master Cleaning Services Inc | Outdoor Exposition Sp | Contractual-Other | 186.00 | | | 186.00 |
| Jason's Lawn Care | Clinton Center O&M | Contractual-Other | 240.00 | | 240.00 | |
| Jelks, Robert | Student Activities | Meeting Expense | 500.00 | | | 500.00 |
| John Wiley & Sons | | Prepaid Expenses | 368.00 | 368.00 | | |
| | | PAGE TOTALS | 75,369.52 | 8,853.97 | 29,566.75 | 36,948.80 |

Richland Community College
 Bills Presented for Ratification
 MAY 1415

| Vendor Name | Function | Object | Invoice Amount | Educational Fund | O & M Fund | Other Fund |
|-----------------------------|-----------------------|-----------------------|----------------|------------------|------------|------------|
| Jones, Roderick A | Instruction-Other | Stipends | 685.00 | | | 685.00 |
| Jones, Roderick A | Instruction-Other | Stipends | 710.00 | | | 710.00 |
| Jones, Roderick A | Instruction-Other | Stipends | 705.00 | | | 705.00 |
| KONE Inc | Maintenance | Equip Repair/Maint Ag | 327.73 | | 327.73 | |
| Kaskaskia Broadcasting Inc | Marketing | Advertising | 149.00 | 149.00 | | |
| Kaskaskia Broadcasting Inc | Marketing | Advertising | 388.70 | 388.70 | | |
| Key Equipment Finance | Administration Genera | Equipment Rental | 210.00 | | | 210.00 |
| Key Equipment Finance | Administration Genera | Equipment Rental | 199.00 | | | 199.00 |
| Key Equipment Finance | Administration Genera | Equipment Rental | 210.00 | | | 210.00 |
| Keystone Homes | Clinton Center O&M | Facility Rental | 6,333.33 | | 6,333.33 | |
| Keystone Homes | Clinton Center O&M | Facility Rental | 6,333.33 | | 6,333.33 | |
| Kralik, James S | Math/Science Dean | Travel-In State | 50.40 | 50.40 | | |
| Lee Enterprises Inc | Human Resources | Advertising | 209.25 | 209.25 | | |
| Lee Enterprises Inc | General Expenses | Advertising | 52.26 | 52.26 | | |
| Lee Enterprises Inc | Marketing | Advertising | 293.00 | 293.00 | | |
| Lee Enterprises Inc | Marketing | Advertising | 160.00 | 160.00 | | |
| Lee Enterprises Inc | Marketing | Advertising | 39.00 | 39.00 | | |
| Lee Enterprises Inc | Marketing | Advertising | 1,930.60 | 1,930.60 | | |
| Lee Enterprises Inc | Marketing | Advertising | 331.70 | 331.70 | | |
| Lee, Geoffrey J | Instruction-Other | Stipends | 750.00 | | | 750.00 |
| Lee, Geoffrey J | Instruction-Other | Stipends | 700.00 | | | 700.00 |
| Lee, Geoffrey J | Instruction-Other | Stipends | 725.00 | | | 725.00 |
| Lee, Katherine B | Surgical Tech-Health | Travel-In State Milea | 26.88 | 26.88 | | |
| Lewis, Donnie R | Club Expenses | Travel-In State | 56.00 | | | 56.00 |
| Logical Operations | Credit | Instructional Supplie | 13.40 | | | 13.40 |
| Logical Operations | Credit | Instructional Supplie | 184.64 | | | 184.64 |
| Logical Operations | Credit | Instructional Supplie | 19.71 | | | 19.71 |
| Long, Kathryn Ann | Art-Baccalaureate | Student Awards | 15.00 | 15.00 | | |
| Loretta's Work Boots | Grant-SupportServices | Participant Supplies | 140.00 | | | 140.00 |
| Lowe, Christopher Ahmad | Instruction-Other | Stipends | 750.00 | | | 750.00 |
| Lowe, Christopher Ahmad | Instruction-Other | Stipends | 720.00 | | | 720.00 |
| Lutheran School Association | Student Activities | Meeting Expense | 27.00 | | | 27.00 |
| MR Systems Wirless | Clinton Center O&M | Telephone | 57.00 | | 57.00 | |
| MRE Benefit Admin Systems | | Group Insurance | 32,431.66 | 32,431.66 | | |
| MRE Benefit Admin Systems | | Health Insurance | 216,896.67 | 216,896.67 | | |
| Macon County Circuit Clerk | | Wage Garnishment Orde | 500.00 | 500.00 | | |
| Macon County Circuit Clerk | | Wage Garnishment Orde | 500.00 | 500.00 | | |
| Macon County Circuit Clerk | | Wage Garnishment Orde | 500.00 | 500.00 | | |
| Main Street Church of the | CommunityService | Facility Rental | 250.00 | | | 250.00 |
| Main Street Church of the | CommunityService | Facility Rental | 150.00 | | | 150.00 |
| Maloney, Judy Ann | | RCC Foundation A/R | 216.56 | 216.56 | | |
| Mangle Management Systems | Community Relations | Meeting Expense | 120.00 | | | 120.00 |
| Mangle Management Systems | Board of Trustees | Meeting Expense | 125.00 | 125.00 | | |
| Marquis Beverage Service | Coffee House | Instructional Supplie | 449.80 | | | 449.80 |
| Marquis Beverage Service | Coffee House | Instructional Supplie | 649.45 | | | 649.45 |
| Marquis Beverage Service | Coffee House | Instructional Supplie | 54.95 | | | 54.95 |
| Marquis Beverage Service | Coffee House | Instructional Supplie | 183.75 | | | 183.75 |
| Matejka, Michael | Instruction-Other | Contractual-Other | 500.00 | | | 500.00 |
| Menard Inc | | Receivable-BrushColl | 39.99 | 39.99 | | |
| | | PAGE TOTALS | 277,069.76 | 254,855.67 | 13,051.39 | 9,162.70 |

Richland Community College
 Bills Presented for Ratification
 MAY 1415

| Vendor Name | Function | Object | Invoice Amount | Educational Fund | O & M Fund | Other Fund |
|------------------------------|-----------------------|-----------------------|----------------|------------------|------------|------------|
| Menard Inc | Maintenance | Maintenance Supplies | 11.92 | | 11.92 | |
| Menard Inc | | Receivable-BrushColl | 15.84 | 15.84 | | |
| Meridian High School | Student Activities | Meeting Expense | 97.92 | | | 97.92 |
| Midland Paper Company | Copy Center | Materials | 15.60 | | | 15.60 |
| Midland Paper Company | Copy Center | Materials | 204.30 | | | 204.30 |
| Midland Paper Company | Copy Center | Materials | 222.62 | | | 222.62 |
| Midland Paper Company | Copy Center | Materials | 248.88 | | | 248.88 |
| Midland Paper Company | Copy Center | Materials | 204.30 | | | 204.30 |
| Midland Paper Company | Copy Center | Materials | 150.80 | | | 150.80 |
| Midland Paper Company | Copy Center | Materials | 204.30 | | | 204.30 |
| Midland Paper Company | Copy Center | Materials | 1,263.93 | | | 1,263.93 |
| Midland Paper Company | Copy Center | Materials | 435.14 | | | 435.14 |
| Midland Paper Company | Copy Center | Materials | -211.39 | | | -211.39 |
| Midland Paper Company | Copy Center | Materials | 61.85 | | | 61.85 |
| Midwest Fiber Inc of Decatur | Utilities | Refuse Disposal | 90.00 | | 90.00 | |
| Midwest Fiber Inc of Decatur | Utilities | Refuse Disposal | 90.00 | | 90.00 | |
| Midwest Fiber Inc of Decatur | Utilities | Refuse Disposal | 90.00 | | 90.00 | |
| Miller, Judy M | HealthProfessions Dea | Travel-In State | 44.80 | 44.80 | | |
| Morrow, Emily A | | Child Care Receivable | 508.00 | | | 508.00 |
| Musgrave, Sarah M | Instruction-Other | Stipends | 717.50 | | | 717.50 |
| N-OADN | Club Expenses | Publications & Dues | 50.00 | | | 50.00 |
| NAACP-Decatur Branch | | RCC Foundation A/R | 350.00 | 350.00 | | |
| NSC | NonCredit | Publications & Dues | 340.00 | | | 340.00 |
| Neuhoff Media Decatur | Marketing | Advertising | 500.00 | 500.00 | | |
| Neuhoff Media Decatur | Marketing | Advertising | 1,500.00 | 1,500.00 | | |
| Newman & Ullman Inc | | Inventory-CentralStor | 94.32 | 94.32 | | |
| Newman & Ullman Inc | Custodial | Maintenance Supplies | 355.83 | | 355.83 | |
| Newman & Ullman Inc | | Inventory-CentralStor | 59.85 | 59.85 | | |
| Newman & Ullman Inc | | Inventory-CentralStor | 162.57 | 162.57 | | |
| Newman & Ullman Inc | Custodial | Maintenance Supplies | 721.62 | | 721.62 | |
| Newman & Ullman Inc | Custodial | Maintenance Supplies | 250.61 | | 250.61 | |
| Newman & Ullman Inc | Custodial | Maintenance Supplies | 294.24 | | 294.24 | |
| Newman & Ullman Inc | | Inventory-CentralStor | 88.04 | 88.04 | | |
| Newman & Ullman Inc | Custodial | Maintenance Supplies | 409.40 | | 409.40 | |
| Newman & Ullman Inc | Custodial | Maintenance Supplies | 776.28 | | 776.28 | |
| Nickerson, Tara M | Garden Center Ag/Hort | Advertising | 100.00 | | | 100.00 |
| Niemann Foods | Culinary Arts | Instructional Supplie | 18.06 | 18.06 | | |
| Niemann Foods | Culinary Arts | Instructional Supplie | 14.97 | 14.97 | | |
| Niemann Foods | Culinary Arts | Instructional Supplie | 40.76 | 40.76 | | |
| Niemann Foods | Culinary Arts | Instructional Supplie | 23.20 | 23.20 | | |
| Niemann Foods | Culinary Arts | Instructional Supplie | 14.97 | 14.97 | | |
| Niemann Foods | Culinary Arts | Instructional Supplie | 13.38 | 13.38 | | |
| Niemann Foods | Culinary Arts | Instructional Supplie | 32.22 | 32.22 | | |
| Niemann Foods | Culinary Arts | Instructional Supplie | 29.92 | 29.92 | | |
| O'Reilly Auto Parts | Automotive-Tech Occ | Instructional Supplie | 35.68 | 35.68 | | |
| O'Reilly Auto Parts | Automotive-Tech Occ | Instructional Supplie | -54.77 | -54.77 | | |
| O'Reilly Auto Parts | Automotive-Tech Occ | Instructional Supplie | -7.18 | -7.18 | | |
| O'Reilly Auto Parts | Automotive-Tech Occ | Instructional Supplie | -181.07 | -181.07 | | |
| O'Reilly Auto Parts | Automotive-Tech Occ | Instructional Supplie | 310.41 | 310.41 | | |
| | | PAGE TOTALS | 10,809.62 | 3,105.97 | 3,089.90 | 4,613.75 |

Richland Community College
 Bills Presented for Ratification
 MAY 1415

| Vendor Name | Function | Object | Invoice Amount | Educational Fund | O & M Fund | Other Fund |
|----------------------------------|-----------------------|-----------------------|----------------|------------------|------------|------------|
| O'Reilly Auto Parts | Diesel Med/Hvy Trk Te | Instructional Supplie | 64.13 | 64.13 | | |
| Office Depot Inc | | Inventory-CentralStor | 490.09 | 490.09 | | |
| Office Max | | Inventory-CentralStor | 48.60 | 48.60 | | |
| Office Max | | Inventory-CentralStor | 598.31 | 598.31 | | |
| Okaw Valley High School | Student Activities | Meeting Expense | 72.48 | | | 72.48 |
| Okaw Valley High School | Student Activities | Meeting Expense | 72.48 | | | 72.48 |
| Oldham, Almesha Jaynae | Art-Baccalaureate | Student Awards | 15.00 | 15.00 | | |
| Oliver, Brooke D | Surgical Tech-Health | Travel-In State Milea | 430.08 | 430.08 | | |
| Oliver, Brooke D | Surgical Tech-Health | Travel-In State Milea | 53.76 | 53.76 | | |
| Orv Graham Radio Advertising Bro | Marketing | Advertising | 224.00 | 224.00 | | |
| Parchment | Advising and Records | Transcripts | 13,000.00 | 13,000.00 | | |
| Peerless Cleaners | General Expenses | Graduation Expense | 267.60 | 267.60 | | |
| Price, Allison Nicole | Art-Baccalaureate | Student Awards | 30.00 | 30.00 | | |
| Pride Cleaners | Culinary Arts | Contractual-Other | 85.02 | | | 85.02 |
| Pride Cleaners | Culinary Arts | Contractual-Other | 128.62 | 128.62 | | |
| Pride Cleaners | Culinary Arts | Contractual-Other | 80.66 | 80.66 | | |
| Pride Cleaners | Culinary Arts | Contractual-Other | 140.61 | 140.61 | | |
| Pride Cleaners | Culinary Arts | Contractual-Other | 71.94 | 71.94 | | |
| Quality Elevator Inspections | Maintenance | Equip Repair/Maint Ag | 250.00 | | 250.00 | |
| Quill Corp | CTEI Grant - DOC | Instructional Supplie | -17.09 | | | -17.09 |
| Quill Corp | Administration Genera | Instructional Supplie | 428.20 | | | 428.20 |
| Quill Corp | Administration Genera | Instructional Supplie | 17.09 | | | 17.09 |
| Quill Corp | CTEI Grant - DOC | Instructional Supplie | 158.36 | | | 158.36 |
| Quill Corp | CTEI Grant - DOC | Instructional Supplie | 2.96 | | | 2.96 |
| Quill Corp | CTEI Grant - DOC | Instructional Supplie | 150.06 | | | 150.06 |
| Quill Corp | CTEI Grant - DOC | Instructional Supplie | 118.80 | | | 118.80 |
| Quill Corp | CTEI Grant - DOC | Instructional Supplie | 29.64 | | | 29.64 |
| Quill Corp | CTEI Grant - DOC | Instructional Supplie | 17.09 | | | 17.09 |
| Quill Corp | Administration Genera | Instructional Supplie | 485.08 | | | 485.08 |
| Quill Corp | CTEI Grant - DOC | Instructional Supplie | 275.34 | | | 275.34 |
| Quill Corp | CTEI Grant - DOC | Instructional Supplie | 461.23 | | | 461.23 |
| Quill Corp | CTEI Grant - DOC | Instructional Supplie | 1,204.53 | | | 1,204.53 |
| RCC Bookstore | | NonTaxBooks -Workforc | 986.47 | 986.47 | | |
| RCC Bookstore | Credit | Instructional Supplie | 224.00 | | | 224.00 |
| RCC Bookstore | Heating,Vent,AC-Tech | Instructional Supplie | 12.95 | 12.95 | | |
| RCC Bookstore | Grant-SupportServices | Participant Supplies | 294.00 | | | 294.00 |
| RCC Bookstore | Club Expenses | Contractual-Other | 175.00 | | | 175.00 |
| RCC Bookstore | Club Expenses | Contractual-Other | 1,255.50 | | | 1,255.50 |
| RCC Bookstore | Club Expenses | Contractual-Other | 594.00 | | | 594.00 |
| RCC Bookstore | Club Expenses | Materials | 12.32 | | | 12.32 |
| RCC Bookstore | Foundation&Developmen | Materials | 2.28 | 2.28 | | |
| RCC-Foundation | | Richland Foundation | 188.05 | 188.05 | | |
| RCC-Foundation | | FND Scholarship Reven | 950.00 | | | 950.00 |
| RCC-Foundation | | FND Scholarship Reven | 327.00 | | | 327.00 |
| RCC-Foundation | | Credit Card Clearing | 1,200.00 | 1,200.00 | | |
| RCC-Foundation | | FND Scholarship Reven | 1,200.00 | | | 1,200.00 |
| RCC-Foundation | | Revenue-Misc/OtherSou | 25.00 | 25.00 | | |
| RCC-Foundation | | Credit Card Clearing | 180.00 | 180.00 | | |
| RCC-Foundation | | Richland Foundation | 188.05 | 188.05 | | |
| | | PAGE TOTALS | 27,269.29 | 18,426.20 | 250.00 | 8,593.09 |

Richland Community College
Bills Presented for Ratification
MAY 1415

| Vendor Name | Function | Object | Invoice Amount | Educational Fund | O & M Fund | Other Fund |
|----------------------------------|-----------------------|-----------------------|----------------|------------------|------------|------------|
| RCC-Foundation | | FND Scholarship Reven | 600.00 | | | 600.00 |
| RCC-Foundation | | Credit Card Clearing | 600.00 | 600.00 | | |
| RCC-Foundation | | Richland Foundation | 188.05 | | | 188.05 |
| RCC-Foundation | | RCC Foundation A/R | 3,000.00 | 3,000.00 | | |
| RP Lumber | CTEI Grant - DOC | Instructional Supplie | 336.90 | | | 336.90 |
| RP Lumber | CTEI Grant - DOC | Instructional Supplie | 759.73 | | | 759.73 |
| Radiation Detection Company | Radiology Tech-Hlth O | Materials | 186.90 | 186.90 | | |
| Ramsay, Kimberly N | General Expenses | Graduation Expense | 150.00 | 150.00 | | |
| Rawls, Jasmine Tenee' | Instruction-Other | Stipends | 735.00 | | | 735.00 |
| Rawls, Jasmine Tenee' | Instruction-Other | Stipends | 700.00 | | | 700.00 |
| Rawls, Jasmine Tenee' | Instruction-Other | Stipends | 690.00 | | | 690.00 |
| Red Wing Shoes (Mobile Unit 700) | Grant-SupportServices | Participant Supplies | 1,738.91 | | | 1,738.91 |
| Reliance Standard | | Life Insurance | 3,580.55 | 3,580.55 | | |
| Reliance Standard | | LTD Insurance | 2,243.32 | 2,243.32 | | |
| Reliance Standard | | Supplemental Life Ins | 1,543.08 | 1,543.08 | | |
| Rexx Battery of Decatur Inc | College Vehicle | Vehicle Expense | 59.95 | | 59.95 | |
| Rexx Battery of Decatur Inc | College Vehicle | Vehicle Expense | 54.95 | | 54.95 | |
| Robert's Sysco Inc | Culinary Arts | Instructional Supplie | 1,468.31 | 1,468.31 | | |
| Robert's Sysco Inc | Culinary Arts | Instructional Supplie | 363.08 | 363.08 | | |
| Robert's Sysco Inc | Culinary Arts | Instructional Supplie | 1,230.49 | 1,230.49 | | |
| Robert's Sysco Inc | Culinary Arts | Instructional Supplie | 1,448.63 | 1,448.63 | | |
| Robert's Sysco Inc | Culinary Arts | Instructional Supplie | -104.81 | -104.81 | | |
| Robert's Sysco Inc | Culinary Arts | Instructional Supplie | -115.35 | -115.35 | | |
| Robert's Sysco Inc | Culinary Arts | Instructional Supplie | -24.90 | -24.90 | | |
| Robert's Sysco Inc | Culinary Arts | Instructional Supplie | -51.14 | -51.14 | | |
| Robert's Sysco Inc | Culinary Arts | Instructional Supplie | 2,323.94 | 2,323.94 | | |
| Robert's Sysco Inc | Culinary Arts | Instructional Supplie | -21.70 | -21.70 | | |
| Robert's Sysco Inc | Culinary Arts | Instructional Supplie | 237.55 | 237.55 | | |
| Robert's Sysco Inc | Culinary Arts | Materials | -775.27 | -775.27 | | |
| Robert's Sysco Inc | Culinary Arts | Materials | 915.51 | 915.51 | | |
| Robert's Sysco Inc | Culinary Arts | Materials | 421.79 | 421.79 | | |
| Robert's Sysco Inc | Hospitality Managemen | Instructional Supplie | 372.25 | | | 372.25 |
| Robert's Sysco Inc | Coffee House | Instructional Supplie | 200.88 | | | 200.88 |
| Robert's Sysco Inc | Coffee House | Instructional Supplie | 229.70 | | | 229.70 |
| Robert's Sysco Inc | Coffee House | Instructional Supplie | -18.86 | | | -18.86 |
| Robert's Sysco Inc | Child Care Services | Snacks and Milk | 57.92 | | | 57.92 |
| Robert's Sysco Inc | Child Care Services | Snacks and Milk | 57.92 | | | 57.92 |
| Robert's Sysco Inc | Culinary Arts | Instructional Supplie | 155.68 | 155.68 | | |
| Robert's Sysco Inc | Culinary Arts | Instructional Supplie | 112.77 | 112.77 | | |
| Robert's Sysco Inc | Hospitality Managemen | Instructional Supplie | 69.95 | | | 69.95 |
| Robert's Sysco Inc | Hospitality Managemen | Instructional Supplie | 54.80 | | | 54.80 |
| Robert's Sysco Inc | Coffee House | Instructional Supplie | 108.44 | | | 108.44 |
| Rogers Supply Co | Maintenance | Maintenance Supplies | 126.84 | | 126.84 | |
| Rogers Supply Co | Maintenance | Maintenance Supplies | 1.75 | | 1.75 | |
| Rogers Supply Co | Maintenance | Maintenance Supplies | 2.39 | | 2.39 | |
| Rush Truck Leasing | Grounds | Install Pymt Lease/Pu | 2,174.91 | | 2,174.91 | |
| Ruyle Mechanical Services Inc | Maintenance | Maintenance Supplies | 5,582.00 | | 5,582.00 | |
| S J Smith Company Inc | Welding-Technical Occ | Instructional Supplie | 69.48 | 69.48 | | |
| S J Smith Company Inc | Welding-Technical Occ | Instructional Supplie | 198.23 | 198.23 | | |
| | | PAGE TOTALS | 34,040.52 | 19,344.19 | 8,002.79 | 6,693.54 |

Richland Community College
 Bills Presented for Ratification
 MAY 1415

| Vendor Name | Function | Object | Invoice Amount | Educational Fund | O & M Fund | Other Fund |
|--------------------------|-----------------------|-----------------------|----------------|------------------|------------|------------|
| S J Smith Company Inc | Automotive-Tech Occ | Instructional Supplie | 19.20 | 19.20 | | |
| S J Smith Company Inc | Welding-Technical Occ | Instructional Supplie | 248.97 | 248.97 | | |
| S J Smith Company Inc | Welding-Technical Occ | Instructional Supplie | 66.47 | 66.47 | | |
| S J Smith Company Inc | Welding-Technical Occ | Instructional Supplie | 585.26 | 585.26 | | |
| S J Smith Company Inc | Human Simulator | Instructional Supplie | 78.60 | 78.60 | | |
| S J Smith Company Inc | Human Simulator | Instructional Supplie | 32.49 | 32.49 | | |
| S J Smith Company Inc | Club Expenses | Contractual-Other | 9.60 | | | 9.60 |
| SIU-C | | Fees Pass Thru Nursin | 1,300.00 | 1,300.00 | | |
| Safety Shoe Distributors | Grant-SupportServices | Participant Supplies | 130.00 | | | 130.00 |
| Sain, LaDarren | Instruction-Other | Stipends | 735.00 | | | 735.00 |
| Sain, LaDarren | Instruction-Other | Stipends | 650.00 | | | 650.00 |
| Sain, LaDarren | Instruction-Other | Stipends | 700.00 | | | 700.00 |
| Sam's Club Direct | | Inventory-CentralStor | 143.84 | 143.84 | | |
| Sam's Club Direct | Clinton Center | Office Supplies | 19.98 | 19.98 | | |
| Sam's Club Direct | NonCredit | Materials | 89.87 | | | 89.87 |
| Sam's Club Direct | Coffee House | Instructional Supplie | 199.92 | | | 199.92 |
| Sam's Club Direct | Outdoor Exposition Sp | Materials | 18.96 | | | 18.96 |
| Sam's Club Direct | YouthLeadershipInstit | Meeting Expense | 99.78 | | | 99.78 |
| Sam's Club Direct | Maintenance | Maintenance Supplies | 93.76 | | 93.76 | |
| Sam's Club Direct | Faculty/Staff Develop | Specialities | 6.98 | 6.98 | | |
| Sam's Club Direct | | RCC Foundation A/R | 108.69 | 108.69 | | |
| Sam's Club Direct | Student Activities | Meeting Expense | 598.96 | | | 598.96 |
| Sam's Club Direct | NonCredit | Office Supplies | 96.77 | | | 96.77 |
| Sam's Club Direct | PIE-Career On Wheels | Meeting Expense | 60.93 | | | 60.93 |
| Sam's Club Direct | Club Expenses | Materials | 290.10 | | | 290.10 |
| Sam's Club Direct | VP Academic Services | Materials | 91.22 | 91.22 | | |
| Sam's Club Direct | Community Relations | Meeting Expense | 107.94 | | | 107.94 |
| Sam's Club Direct | Faculty/Staff Develop | Specialities | 107.42 | 107.42 | | |
| Sam's Club Direct | Foundation&Developmen | Materials | 43.44 | 43.44 | | |
| Saunders, Gayle M | General Expenses | Meeting Expense | 19.25 | 19.25 | | |
| Schoolcraft Publishing | CTEI Grant - DOC | Instructional Supplie | 353.86 | | | 353.86 |
| Screen This | Club Expenses | Contractual-Other | 670.00 | | | 670.00 |
| Securitas | Security | Security | 236.67 | | 236.67 | |
| Securitas | Security | Security | 288.98 | | 288.98 | |
| Securitas | Liab Protection & Set | Security | 4,527.28 | | | 4,527.28 |
| Securitas | Liab Protection & Set | Security | 4,496.69 | | | 4,496.69 |
| Securitas | Security | Security | 235.86 | | 235.86 | |
| Securitas | Liab Protection & Set | Security | 4,481.42 | | | 4,481.42 |
| Securitas | Security | Security | 283.92 | | 283.92 | |
| Securitas | Liab Protection & Set | Security | 4,448.06 | | | 4,448.06 |
| Securitas | Security | Security | 233.87 | | 233.87 | |
| Securitas | Liab Protection & Set | Security | 4,443.49 | | | 4,443.49 |
| Sherrrod, Jarmese R | Engl/Human/Journal-Ba | Consultants/Workshops | 281.72 | 281.72 | | |
| Shippers Rental Inc | Credit | Equipment Rental | 2,000.00 | | | 2,000.00 |
| Showcard Studio | Marketing | Advertising | 250.00 | 250.00 | | |
| Skeff Distributing | CulinaryRestaurant | Instructional Supplie | 615.20 | | | 615.20 |
| Sligo Steel | Welding-Technical Occ | Instructional Supplie | 295.00 | 295.00 | | |
| Smith, Everett C | Instruction-Other | Stipends | 750.00 | | | 750.00 |
| Smith, Everett C | Instruction-Other | Stipends | 550.00 | | | 550.00 |
| | | PAGE TOTALS | 36,195.42 | 3,698.53 | 1,373.06 | 31,123.83 |

Richland Community College
 Bills Presented for Ratification
 MAY 1415

| Vendor Name | Function | Object | Invoice Amount | Educational Fund | O & M Fund | Other Fund |
|----------------------------------|-----------------------|-----------------------|----------------|------------------|------------|------------|
| Southern Wine & Spirits | CulinaryRestaurant | Instructional Supplie | 534.00 | | | 534.00 |
| Sowers, Shelby L | Art-Baccalaureate | Student Awards | 30.00 | 30.00 | | |
| Sowers, Shelby L | Art-Baccalaureate | Student Awards | 30.00 | 30.00 | | |
| Special Olympics Illinois | Club Expenses | Donations/Gifts | 700.00 | | | 700.00 |
| St Mary's Hospital | Radiology Tech-Hlth O | Instructional Supplie | 156.42 | 156.42 | | |
| St Teresa Muisc | General Expenses | Graduation Expense | 450.00 | 450.00 | | |
| Stand Up for Grace | Club Expenses | Donations/Gifts | 105.00 | | | 105.00 |
| Star Silkscreen Design Inc | Club Expenses | Contractual-Other | 591.00 | | | 591.00 |
| State Fire Marshal | Maintenance | Equip Repair/Maint Ag | 75.00 | | 75.00 | |
| State Universities Retirement | | SURS 8% | 1,405.78 | 1,405.78 | | |
| State Universities Retirement | | SURS 8% | 45,493.84 | 45,493.84 | | |
| State Universities Retirement | | SURSRetiremtInstallPu | 131.00 | 131.00 | | |
| State Universities Retirement | | SURS 1/2% | 4,861.12 | 4,861.12 | | |
| State Universities Retirement | | SURS 8% | 1,405.78 | 1,405.78 | | |
| State Universities Retirement | | SURS 8% | 45,242.65 | 45,242.65 | | |
| State Universities Retirement | | SURSRetiremtInstallPu | 131.00 | 131.00 | | |
| State Universities Retirement | | SURS 1/2% | 4,850.96 | 4,850.96 | | |
| State Universities Retirement | | SURS 8% | 42,873.34 | 42,873.34 | | |
| State Universities Retirement | | SURSRetiremtInstallPu | 131.00 | 131.00 | | |
| State Universities Retirement | | SURSRetiremtInstallPu | 1,396.99 | 1,396.99 | | |
| State Universities Retirement | | SURS 1/2% | 4,615.76 | 4,615.76 | | |
| Striglos Office Equipment | | Inventory-CentralStor | 37.69 | 37.69 | | |
| Taylor, Amanda A | Instruction-Other | Stipends | 717.50 | | | 717.50 |
| Taylor, Amanda A | Instruction-Other | Stipends | 695.00 | | | 695.00 |
| Terra Nova | Garden Center Ag/Hort | Materials | 534.92 | | | 534.92 |
| Terra Nova | Garden Center Ag/Hort | Materials | 46.44 | | | 46.44 |
| Terra Nova | Garden Center Ag/Hort | Materials | -46.44 | | | -46.44 |
| Terra Nova | Garden Center Ag/Hort | Materials | -46.44 | | | -46.44 |
| The Decatur Club | Presidents Office | Publications & Dues | 50.00 | 50.00 | | |
| The Decatur Club | Presidents Office | Publications & Dues | 15.00 | 15.00 | | |
| The Lampo Group | CTEI Grant - DOC | Instructional Supplie | 282.65 | | | 282.65 |
| The Lampo Group | CTEI Grant - DOC | Instructional Supplie | 282.65 | | | 282.65 |
| The Omni Group | General Expenses | Bank Service Charges | 10.00 | 10.00 | | |
| The Omni Group | General Expenses | Bank Service Charges | 10.00 | 10.00 | | |
| The Omni Group | General Expenses | Bank Service Charges | 10.00 | 10.00 | | |
| The Omni Group | General Expenses | Bank Service Charges | 10.00 | 10.00 | | |
| The Torch Newspaper | Marketing | Publications & Dues | 24.95 | 24.95 | | |
| Triad Industrial Supply Corp | | Inventory-CentralStor | 1,069.62 | 1,069.62 | | |
| Triad Industrial Supply Corp | | Inventory-CentralStor | 25.80 | 25.80 | | |
| USA Clean Inc | Custodial | Maintenance Supplies | 40.16 | | 40.16 | |
| United Parcel Service | General Expenses | Postage | 21.95 | 21.95 | | |
| United Retnals/RSC Equipment Ren | Grant-SupportServices | Equipment Rental | 572.48 | | | 572.48 |
| United Retnals/RSC Equipment Ren | Grant-SupportServices | Equipment Rental | 584.50 | | | 584.50 |
| United Way of Decatur/Macon Cnty | | United Way | 162.67 | 162.67 | | |
| United Way of Decatur/Macon Cnty | | United Way | 157.67 | 157.67 | | |
| United Way of Decatur/Macon Cnty | | United Way | 160.67 | 160.67 | | |
| Vercellino, Karen A | | RCC Foundation A/R | 216.56 | 216.56 | | |
| Verizon Wireless | Admission and Recruit | Telephone | 50.02 | 50.02 | | |
| Verizon Wireless | Utilities | Telephone | 236.90 | | 236.90 | |
| | | PAGE TOTALS | 161,143.56 | 155,238.24 | 352.06 | 5,553.26 |

Richland Community College
 Bills Presented for Ratification
 MAY 1415

| Vendor Name | Function | Object | Invoice Amount | Educational Fund | O & M Fund | Other Fund |
|--------------------------------|-----------------------|-----------------------|----------------|------------------|------------|------------|
| Verizon Wireless | Utilities | Telephone | 301.72 | | 301.72 | |
| WDKR Radio Station | Marketing | Advertising | 126.00 | 126.00 | | |
| WXFM | Marketing | Advertising | 126.00 | 126.00 | | |
| Wal-Mart | Child Care Services | Snacks and Milk | 362.34 | | | 362.34 |
| Wallender-Dedman Printing Inc | Marketing | Specialities | 950.00 | 950.00 | | |
| Webb, Brandon | Instruction-Other | Stipends | 635.00 | | | 635.00 |
| Webb, Brandon | Instruction-Other | Stipends | 740.00 | | | 740.00 |
| Webb, Brandon | Instruction-Other | Stipends | 715.00 | | | 715.00 |
| Wells, Brandon D | Instruction-Other | Stipends | 745.00 | | | 745.00 |
| Wells, Brandon D | Instruction-Other | Stipends | 720.00 | | | 720.00 |
| Wells, Brandon D | Instruction-Other | Stipends | 725.00 | | | 725.00 |
| White, Travis | Math/Science Dean | Travel-In State | 50.40 | 50.40 | | |
| Wilder, Mark | Club Expenses | Contractual-Other | 150.00 | | | 150.00 |
| Wilson Chrysler Plymouth | Grant-SupportServices | Contractual-Other | 2,000.00 | | | 2,000.00 |
| Workforce Investment Solutions | | Workforce Revenue | 75.75 | | | 75.75 |
| World Point ECC Inc | Credit | Instructional Supplie | 493.95 | | | 493.95 |
| World Point ECC Inc | Credit | Instructional Supplie | 851.95 | | | 851.95 |
| Xerox Corp | Copy Center | Printing | 307.11 | | | 307.11 |
| Xerox Corp | Copy Center | Install Pymt Lease/Pu | 194.99 | | | 194.99 |
| Xerox Corp | Copy Center | Install Pymt Lease/Pu | 2,307.74 | | | 2,307.74 |
| Xerox Corporation | Copiers | Equipment Rental | 171.36 | 171.36 | | |
| Xerox Corporation | Copiers | Equipment Rental | 171.36 | 171.36 | | |
| Xerox Corporation | Copiers | Equipment Rental | 171.36 | 171.36 | | |
| Yaden, Deborah | Humanities - Dean | Registration Fees | 345.00 | 345.00 | | |
| Yaden, Deborah | Humanities - Dean | Travel-Out of State | 1,146.10 | 1,146.10 | | |
| Student Refunds | | | 4,758.00 | 4,758.00 | | |
| | | PAGE TOTALS | 19,341.13 | 8,015.58 | 301.72 | 11,023.83 |
| | | AP GRAND TOTAL | 923,010.12 | 603,713.48 | 125,805.23 | 193,491.41 |

REVIEW OF MINUTES OF PREVIOUS CLOSED SESSIONS

TO: Board of Trustees
FROM: Dr. Davis Coopridner, Board Secretary
DATE: June 16, 2015
RE: Examination of Closed Session Minutes

Mr. Chairman and members of the Board, the Illinois Public Community College Act requires each public body to review minutes of all closed meeting no less that semi-annually. A determination shall be made and reported in an open session for the need for continued confidentiality of those close minutes or if they can be made available for public inspection. On June 8, 2015, the minutes of closed (executive) sessions conducted between November 20, 1990 and March 31, 2015 were examined.

It is recommended that the following sets of minutes **require continued confidentiality** and should remained sealed:

September 18, 1990; November 20, 1990; December 15, 1992; September 21, 1993; March 15, 1994; December 20, 1994; January 17, 1995; March 21, 1995; May 16, 1995; November 21, 1995; February 20, 1996; July 16, 1996; January 24, 1997; July 20, 1999; November 16, 1999; February 15, 2000; October 17, 2000; December 18, 2001; January 15, 2002; February 19, 2002; March 19, 2002; August 20, 2002; October 15, 2002; November 19, 2002; December 17, 2002; June 17, 2003; May 23, 2003; September 16, 2003; October 21, 2003; November 18, 2003; December 16, 2003; January 20, 2004; June 20, 2006; September 19, 2006; January 16, 2007; June 1, 2007; January 22, 2008; March 11, 2008; March 18, 2008; June 10, 2008; September 18, 2007; September 18, 2007; November 20, 2007; January 15, 2008; January 22, 2008; March 18, 2008; June 10, 2008; July 15, 2008; November 17, 2009; March 17, 2009; September 15, 2009; October 20, 2009; January 19, 2010; December 21, 2010; April 19, 2011; May 17, 2011; December 20, 2011; February 21, 2012; March 19, 2013; May 21, 2013; February 6, 2014; March 18, 2014; April 15, 2014; May 14, 2014; May 20, 2014; June 17, 2014; November 18, 2014; April 21, 2015; March 17, 2015; March 31, 2015.

Therefore, it is recommended that the Board of Trustees approve the continued confidentiality of the closed session minutes as presented above.

ITEMS FROM THE BOARD

ADJOURNMENT