




BOARD OF TRUSTEES

September 20, 2016

REGULAR MEETING 5:30 P.M. | RICHLAND COMMUNITY COLLEGE ROOM NS121



Richland Community College

One College Park | Decatur, Illinois 62521 | 217.875.7200 | richland.edu

RICHLAND COMMUNITY COLLEGE
DISTRICT NO. 537
BOARD OF TRUSTEES REGULAR MEETING

September 20, 2016

AGENDA

The Vision: To be the premier source for education, workforce training, partnerships, and economic development.

College Mission: To provide innovative educational environments, opportunities, and experiences that enable individuals, communities, and the region to grow, thrive, and prosper.

Core Values: Commitment, Respect, Excellence, Accountability, and Diversity

- I. Convening of the Regular Meeting – 5:30 p.m.
 - A. Call to Order
 - B. Roll Call
- II. ***Minutes of the Regular Meeting on August 16, 2016***
- III. Appearance of Citizens and Introduction of Guests
- IV. Written Communications
 - College Activities Report
 - Personnel Update
- V. Special Reports
 - A. College Spotlight – CCS and STEM Education and Outreach at the Nasional Sequestration Education Center – Dr. David Larrick
 - B. Construction Report
 - C. Report of ICCTA
 - D. Report of Student Trustee
 - E. Agreements/Contracts authorized and signed by Dr. Valdez

VI. New Business(IVORY COLOR)

- A. ***Ratification of Adjunct Faculty Contract***
- B. Board Policy Section 2.6.1.1 – Illinois Business Enterprise for Minorities, Females, and Person with Disabilities Act Aspirations – First Reading

VII. Financial Report (GREEN COLOR)

- A. ***Treasurer's Report and Financial Statement (WHITE COLOR)***
- B. ***Bills for Ratification***

VIII. Report of the President

IX. Items from the Board

X. Executive Session (IVORY COLOR)

XI. Adjournment

XII. Brush College, LLC Meeting

Bold and Italics Denotes Action Items

JANUARY 2016

Reports
Consent Agenda
College Legal Contractual Agreements
New Business

FEBRUARY 2016

Reports
Consent Agenda
New Business
 Recommendations for Tenure
 Recommendation for Approval of Fees
Strategic Plan Priorities

MARCH 2016

Reports
Consent Agenda
New Business
 Recommendations for Faculty Promotions in Rank
 Recommendation to Grant Professor Emeritus Status
 Recommendation to Grant Staff Emeritus Status
 Recommendation for Professional Leave
 Recommendation for Approval of Tuition

APRIL 2016

Tenure and Promotion Recognition Dinner
Student Government Election Results
Report from Board Secretary regarding Election of Student Trustee
Seating of New Student Trustee
Reports

MAY 2016

Reorganization of Board of Trustees
Reports
Consent Agenda
New Business
 Tentative Budget
Other
 RCC Commencement
ICCTA Lobby Day

JUNE 2016

Public Hearing for Budget
Reports
 Strategic Plan Quarterly Report
Consent Agenda
New Business
Resolution Adopting Budget
 Compliance with Prevailing Wage Act
 State Capital Funding Request
Resolution Transferring Earnings
Review of Minutes of Previous Executive Sessions

JULY 2016

Reports

Consent Agenda

Other

AUGUST 2016

Reports

Institutional year Book
Program Review
Presentation

Consent Agenda

SEPTEMBER 2016

Reports

Consent Agenda

Annual Foundation
Board Meeting

OCTOBER 2016

Reports

Consent Agenda

**Distribution of audit
Reports – RCC &
Brush College, LLC**

Strategic Plan Quarterly
Update

NOVEMBER 2016

Reports

Audit Presentation

Consent Agenda

**Calendar of Regular
Meeting of Board of
Trustees**

Old Business

Financial Report

DECEMBER 2016

Reports

Consent Agenda

Old Business

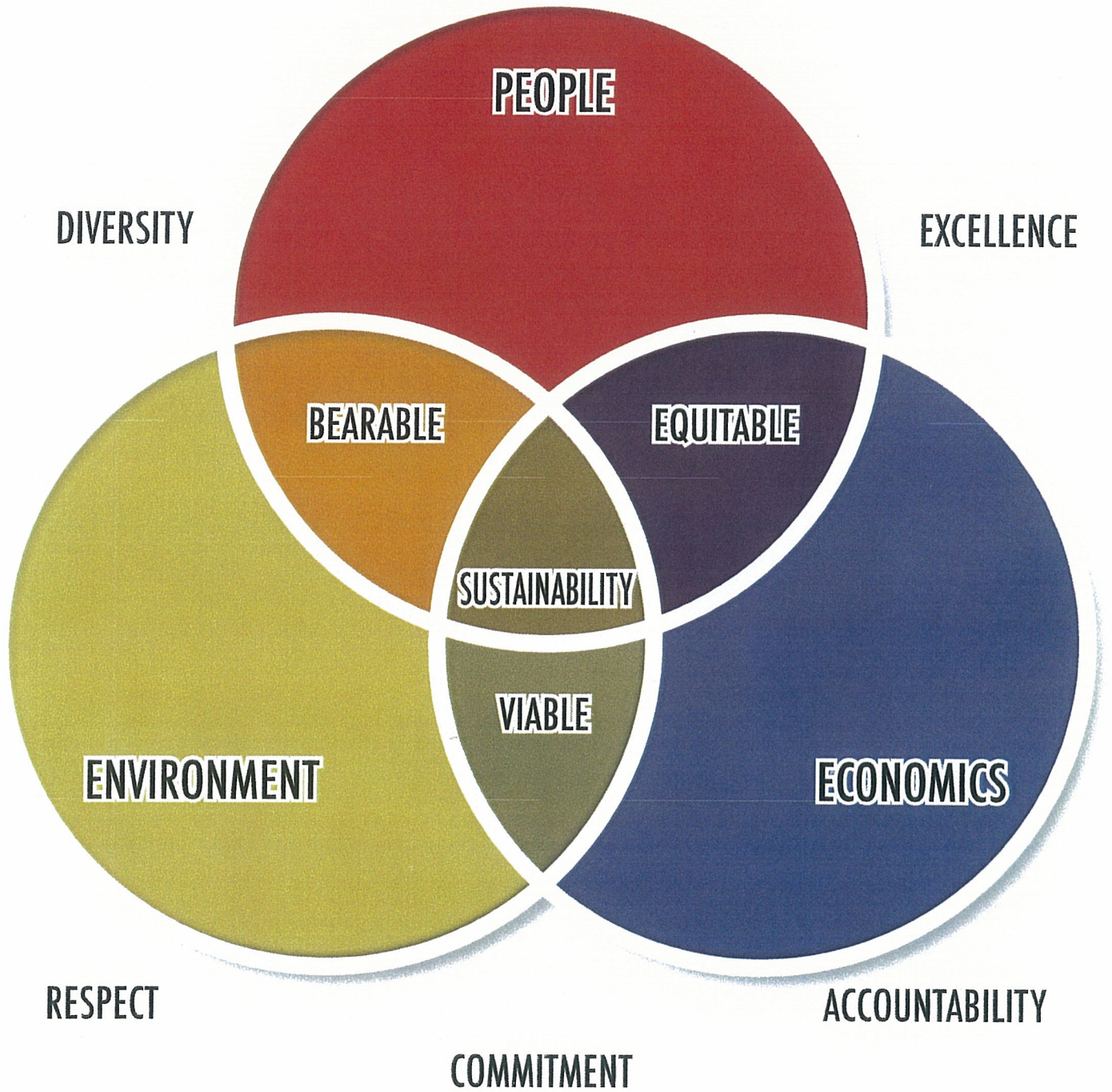
**Resolution for Fiscal
Year Tax Levy**

**Review of Minutes of
Previous Executive
Sessions**

Winter Board Retreat

Strategic Plan Priorities
Results Report

PRINCIPLES OF SUSTAINABILITY



Richland Community College Strategic Plan 2015 - 2018

College Vision

To be the Premier Source for Education, Workforce Training, Partnerships, and Economic Development.

College Mission

The mission of Richland Community College is to provide innovative educational environments, opportunities, and experiences that enable individuals, communities, and the region to grow, thrive, and prosper.

Core Values

Commitment
Respect
Excellence
Accountability
Diversity

Strategic Plan

Goal 1: Elevate Teaching and Learning Standards

Strategy A: Utilize Richland's Cross Disciplinary Outcomes process to assess student learning.
Strategy B: Demonstrate the assessment of program student learning outcomes.
Strategy C: Engage faculty and staff in program review using the established process.
Strategy D: Enhance teaching and learning through faculty development opportunities.
Strategy E: Deploy innovative instructional delivery and assessment systems.
Strategy F: Expand project-based and other career-focused learning experiences for students.

Goal 2: Foster Student Success and Completion

Strategy A: Engage in activities that improve the college and career readiness of Richland students.
Strategy B: Advance a comprehensive Strategic Enrollment Management process and completion agenda.
Strategy C: Engage students in the holistic development of educational pathways.
Strategy D: Implement student success strategies to address progress expectations and identified momentum points.
Strategy E: Establish robust student support systems including proactive advising and work-based career-focused experiences.

Goal 3: Create and Advance Workforce Development Partnerships

Strategy A: Discover common workforce needs and opportunities to strengthen community relationships.
Strategy B: Identify and implement new career and technical education programs of study and workforce development programs reflecting community economic development initiatives.
Strategy C: Actively engage in legislative and government relations that serve to further Richland's mission.
Strategy D: Proactively secure opportunities for media to highlight the vast portfolio of offerings available to District residents.
Strategy E: Facilitate workforce and economic development opportunities through business incubator and other entrepreneurial training.
Strategy F: Successfully fulfill the design, development and delivery of a new school of business integrated curriculum.

Goal 4: Ensure a Sustainable Organization

Strategy A: Align and empower employee strengths that benefit the institution in meeting strategic goals.
Strategy B: Optimize human, economic, and environmental expenses with available revenue.
Strategy C: Balance the physical environment to connect to the College principles of sustainability.
Strategy D: Identify and secure alternative revenue streams.
Strategy E: Align facility utilization with established program needs.

L2 Division/Department/Area Balanced Scorecards

L1 Institutional Balanced Scorecard

Annual Priorities

Dashboard

Implementation and Performance

Public Accountability

Implementation and Performance

Public Accountability

<http://www.richland.edu/effectiveness/strategicplan>

2016 Richland Community College Strategic Plan Priorities

Goal 1: Elevate Teaching and Learning Standards.

Strategy A: Utilize Richland's Cross Disciplinary Outcomes process to assess student learning.

1. Complete evaluation of oral communication artifacts.
2. Complete rubric for assessment of Technology Proficiency.

Strategy B: Demonstrate the assessment of program student learning outcomes.

1. Assess progress of program student learning outcomes by transitioning to a focus on data collection, analysis, and planned improvements.

Strategy C: Engage faculty and staff in the program review using the established process.

1. Increase faculty and program staff involvement in program reviews scheduled for FY16 by ICCB.
2. Continue implementation of CIP Team 2-15A, *Instructional Delivery and Program Optimization*, recommendations.

Strategy D: Enhance teaching and learning through faculty development opportunities.

1. Establish process to assess participation.
2. Complete professional development plans.

Strategy E: Deploy innovative instructional delivery and assessment systems.

1. Increase the number of students using alternative pathways to credit-level coursework and follow up with students using co-requisite model for persistence and retention.
2. Ensure the English Bridge Program curriculum emphasizes the elements of effective first-year writing/college-level English writing requirements.
3. Provide and analyze benchmark data from the high school Math 098 pilot.
4. Establish one STEM content discipline to align with a high school.

Strategy F: Expand project-based learning and other career-focused learning experiences for students.

1. Establish a professional development plan for faculty around project-based learning.
-

Goal 2: Foster Student Success and Completion.

Strategy A: Engage in activities that improve the college and career readiness of Richland students.

1. Initiate pathway alignment evaluation for core disciplines such as English, Communications and Math.

Strategy B: Advance a comprehensive Strategic Enrollment Management process and completion agenda.

1. Promote and evaluate intentional scheduling efforts (i.e., stream scheduling, Transfer Academy, Clinton scheduling, night academy, etc.) to determine next steps.
2. Benchmark and track enrollment patterns to two identified target student populations (e.g., aged 25-29, developmental education, online).
3. Reinforce enrollments through targeted marketing activities in underserved areas.

Strategy C: Engage students in the holistic development of educational pathways.

1. Evaluate enrollment pipeline to identify potential opportunities for improvement related to persistence and retention of Richland students.
 2. Continue implementation of CIP Team 2-15B, *Student Driven Scheduling*, recommendations.
-

Strategy D: Implement student success strategies to address progress expectations and identified momentum points.

1. Create promotions throughout the year that encourage applications for scholarships and strengthen connections to scholarship donors, students and parents.
2. Write 6-7 new scholarship agreements that support students with financial need.
3. Implement new FAFSA rules.
4. Expand additional bridge programming for adult education students.
5. Update, increase and promote articulation agreements with partnering educational institutions.

Strategy E: Establish robust student support systems including proactive advising and work-based career-focused experiences.

1. Promote career services offerings through faculty and class presentations.
 2. Implement the internship tracking modules of College Central Network.
-

Goal 3: Create and Advance Workforce Development Partnerships.

Strategy A: Discover common workforce needs and opportunities to strengthen community relationships.

1. Track advisory committee meetings and develop list of advisory committee recommendations.
2. Conduct 2-3 on-campus activities and 2 off-campus engagement activities to reconnect alumni to Richland.
3. Maintain, add and update contact information for Richland alumni.
4. Seek out and implement innovative ideas to further research and development for Richland and Richland students.
5. Develop partnerships for utilization of Progress City USA and enhance utilization of facilities to increase revenue.
6. Expand CCUS partnership with U.S. Department of Energy.

Strategy B: Identify and implement new career and technical education programs of study and workforce development programs reflecting community economic development initiatives.

1. Develop and deploy CTE curriculum model pilot that aligns college courses with employer needs. Develop 2 additional pathways.
2. Expand STEAM (Science, Technology, Engineering, Arts, Math) activities with K-12 partners.
3. Implement Advisory Board for Carroll School of Business.
4. Implement national AATP marketing/recruitment partnership to establish food technology industry-cluster with the goal of securing a new business tenant in AATP within 24 months.
5. Participate, as 1 of 5 community colleges, in Midwest Community College Agriculture Consortium with USDA and NCGA to sponsor a research activity at RCC/AATP in FY17.

Strategy C: Actively engage in legislative and government relations that serve to further Richland's mission.

1. Reinforce Richland's role as a leader in broader public policy debate.
2. Maintain an open dialogue with elected officials regarding significant priorities, activities and decisions of the College.
3. Advocate on behalf of the community college system's agenda.
4. Utilize the collective expertise of elected officials to create new opportunities for Richland.
5. Participate in Economic Development Corporation and Greater Decatur Chamber of Commerce activities to increase Richland visibility regarding program and learning resources.

Strategy D: Proactively secure opportunities for media to highlight the vast portfolio of offerings available to District residents.

1. Strengthen press releases and stories promoting opportunities and events at the College.
2. Enhance monthly radio segments.
3. Enhance social media opportunities in promotion.
4. Highlight faculty and student awards and recognitions.

Strategy E: Facilitate workforce and economic development opportunities through business incubator and entrepreneurial training.

1. Implement Richland/National Foodworks Services, LLC, Memorandum of Understanding (Local Illinois Food Entrepreneurship (LIFE) Program).
2. Expand market for Richland coffee blends in conjunction with community business partnerships.
3. Identify economic development services to be offered by Richland.

Strategy F: Successfully fulfill the design, development and delivery of a new school of business integrated curriculum.

1. Complete canvassing of foundations and corporations of gift prospects to support the Carroll School of Business.
 2. Continue implementation of design and development of the Carroll School of Business.
-

Goal 4: Ensure a Sustainable Organization.

Strategy A: Align and empower employee strengths that benefit the institution in meeting strategic goals.

1. Conduct a successful Presidential Search utilizing ACCT's process.

Strategy B: Optimize human, economic and environmental expenses with available revenue.

1. Develop a balanced budget within the constraints of limited resources by the June Board of Trustees' meeting.
2. Review and modify the College's Health Insurance Benefit Program by benefit choice period to reduce costs for the College and staff.
3. Enhance existing reporting for financial data.
4. Review and modify procedures in purchasing, travel and cash management to ensure efficient use of College resources.
5. Develop strategies to increase the operating fund balance.
6. Analyze feasibility of continuing scholarship programs.

Strategy C: Balance the physical environment to connect to the College principles of sustainability.

1. Develop AASHE Sustainability Plan.
2. Implement and evaluate training protocols enabling the College to meet the requirements outlined in the Crisis Management Plan for implementation by August opening of the academic year.

Strategy D: Identify and secure alternative revenue streams.

1. Seek three new grants that further Richland's mission and add to existing revenue streams.
2. Develop new and broaden existing revenue streams by building creative and entrepreneurial partnerships with foundations, corporations, government sources and private donors.

Strategy E: Align facility utilization with established program needs.

1. Continue to work with the CBD, BLDD and contractors for efficient project management through completion of the Student Success Center project (pending release of state funds).
2. Develop process for measurement and implementation of facility utilization.

CONVENING OF THE REGULAR MEETING

MINUTES OF THE REGULAR MEETING ON AUGUST 16, 2016

**MINUTES OF BOARD OF TRUSTEES REGULAR MEETING
DISTRICT NO. 537
RICHLAND COMMUNITY COLLEGE**

August 16, 2016

CONVENING OF THE MEETING

Call to Order The regular meeting was called to order at 5:33 p.m. Tuesday, August 16, 2016, in NS 121 by Vice-Chairman Ritter. Vice-Chairman Ritter also recited the College Vision, Mission, and Core Values.

Roll Call

Trustees Present: Tom Ritter, Dale Colee, Dr. David Coopriider, Bishop Wayne Dunning, Dr. Larry Osborne, Randy Prince, Ashley Ronda

Trustees Absent: Bruce Campbell

Also present: Dr. Cris Valdez and other staff members

MINUTES OF PREVIOUS MEETING

The minutes of the regular meeting of July 19, 2016, had been distributed to the Board prior to this meeting.

Dr. Coopriider moved to approve the minutes of the regular meeting of July 19, 2016. Colee seconded. Voice vote being all ayes, Vice-Chairman Ritter declared the motion carried.

APPEARANCE OF CITIZENS AND INTRODUCTION OF GUESTS

Dr. Valdez welcomed Chris Lusvardi from the Herald and Review, Jordyn Eads – Student Government Secretary, and Jason Brooks - Student Government Vice President

WRITTEN COMMUNICATIONS

- A thank you note was received from National Association of Retired and Veteran Railways Employees for Richland Community College's Speaker Bureau that has provided them with a number of excellent speakers for their events.
- A Thank you note was received from Decatur Catholic Charities for Richland Community College's donation from the Dine United Campaign.

College Activities Report:

- First day of Fall Semester classes – August 22

- Students Welcome Back Picnic – 11:00 a.m. – 1:00 p.m. – located in the Back Quad – August 24
- Engagement Fair – 11:00 a.m. – 1:00 p.m. – Mueller Student Center – August 26
- Saturday Classes begin – August 26
- Cromwell Radio, Talk 101 begins at 7:10 a.m. – September 2
- Saturday Produce Market every Saturday from 8:00 a.m. - noon and continues through October 2016
- Labor Day (College closed) – September 5
- Constitution/Citizenship Day – September 9
- WHOW 1520AM – “Around Central Illinois” – 8:40 a.m. – 9:00 a.m. and Pharmacy Facts with Friends – WSOY 1340AM – 5:00 p.m. – September 13
- Board of Trustees Meeting – located in NS121 at 5:30 p.m. – September 20

Personnel Update

New Employee

- Beth Roach – Radiography Lab Facilitator – Part-time, Health Professions, effective August 15, 2016

SPECIAL REPORTS

REPORT OF THE PRESIDENT

1. Andy Hynds and Rick Tomlinson presented the College Spotlight – College Readiness Alignment Outcomes
2. Greg Florian, Vice President of Finance and Administration, presented the Construction Report
3. Teena Zindel – McWilliams presented the Program Review Summary

REPORT OF ICCTA

Dale Colee reminded and encouraged the Trustees to attend the next ICCTA meeting in Springfield on September 9th and 10th.

REPORT OF STUDENT TRUSTEE

Student Trustee Ashley Ronda reported on the upcoming events at Richland Community College. The activities are listed in the board book.

AGREEMENTS/CONTRACTS AUTHORIZED BY THE PRESIDENT FOR THE MONTH OF JULY

Dr. Novak signed the memorandum of understanding, on behalf of Richland Community College as a member of the Midwest Community College Ag Consortium, with the following partners: U.S. Department of Agriculture (USDA); Natural Resources Conservation Services (NRCS); USDA Sustainable Agriculture Research and Education (SARE); National Corn Growers Association (NCGA); Northeast Community College, Nebraska; Northcentral Technical College, Wisconsin; Northeast Iowa Community College, Iowa; and Butler Community College, Kansas. This memorandum of understanding establishes a collaborative framework for cooperative activities intended to enhance and accelerate training and adoption of technologies and approaches for improved agricultural production and natural resources stewardship.

CONSENT AGENDA

A recommendation to approve the Charge-backs for Gracie Majeres – Massage Therapy – AAS – Parkland College – Summer 2016 term through Spring 2017 term; Raymond Wertz – Ag. Business: Precision Ag. Tech. – AAS – Parkland College – Fall 2016 term through Summer 2017 term; Molly Hampton – Ag. Business: Grain Merchandising and Management – AAS – Parkland College – Fall 2016 term through Summer 2017 term

Prince moved to approve the consent agenda items as presented. Dr. Osborne seconded. Roll call vote being all ayes, Vice Chairman Ritter declared the motion carried.

NEW BUSINESS

CUSTODIAL SERVICES CONTRACT

A recommendation was made to the Board of Trustees to authorize the College Administration to enter into a three-year contract with Jan Master Cleaning Services, Inc. for a contract cleaning service at a monthly cost of \$37,850.00.

Prince moved to authorize the College Administration to enter into a three-year contract with Jan Master Cleaning Services, Inc. for a contract cleaning service at a monthly cost of \$37,850.00, as presented. Dr. Osborne seconded. Roll call vote being all ayes, Vice Chairman Ritter declared the motion carried.

BOARD POLICIES, PROPOSALS, AND CHANGES

Board Policy 5.3 – Prohibition of Discrimination, Sexual and Other Forms of Harassment was present for the third reading and adoption.

Policy revisions have been presented to appropriate departments responsible for implementation and other College committees, including the Diversity Committee and the Institutional Effectiveness Group. In addition, Cabinet has reviewed the revisions.

Bishop Dunning moved to adopt Board Policy 5.3 – Prohibition of Discrimination, Sexual and Other Forms of Harassment. Colee seconded. Voice vote being all ayes, Vice Chairman Ritter declared the motion carried.

FINANCIAL REPORT

BILLS PAYABLE

The July 2016 Treasurer's Report and Financial Statement were presented to and discussed with the Board.

A list of bills paid in the amount of \$641,278.62 for July 2016 was distributed to the Board prior to the meeting.

Prince moved to ratify the July bills paid and approve the Financial Statement subject to audit. Bishop Dunning seconded. Roll call vote being all ayes, Vice Chairman Ritter declared the motion carried.

ITEMS FROM THE BOARD

Tom Ritter reminded Trustees of the Community Welcome for Dr. Valdez and his family on August 23, 2016 at 5:30 p.m. in Shilling Lobby.

Tom Ritter congratulated Bishop Dunning for his induction to the Decatur Sports Hall of Fame.

Dale Colee congratulated Dr. Doug Brauer, Chef Brian Tucker and Richland Community College for their work and participation in the Food Innovation Challenge. This was a great game changer for Decatur and Richland that allows others to see what we have to offer and gives the innovators the opportunity to showcase their products.

Bishop Dunning expressed his gratitude to Dale Colee and Bruce Campbell for their contribution to a basketball camp for under privileged boys held in Decatur. It was a great experience for the boys and it makes him proud to be a part of a Board of Trustees that gives so much back to their community.

EXECUTIVE SESSION

None

ADJOURNMENT

Prince moved and Bishop Dunning seconded to adjourn the meeting at 7:12 p.m.

Dr. David Coopriider, Secretary

APPEARANCE OF CITIZENS AND INTRODUCTION OF GUESTS

WRITTEN COMMUNICATIONS



July 29, 2016

Ms. Eskew:

On behalf of the American Cancer Society, we would like to thank Richland Community College for your support of the 2016 Relay For Life of Macon County. Our event would not have been possible without you, and the generous support of Richland!

The American Cancer Society Relay For Life movement is the world's largest fundraising event to fight every cancer in every community. Dollars raised by the four million Relay participants in more than 20 countries help the American Cancer Society save lives by funding groundbreaking research, supporting education and prevention efforts, and providing free information and critical services for people with cancer.

We hope we can continue to work together this upcoming year! Please let us know if there is anything we can do for you in return.

Thank you again for your ongoing support.

Sincerely,

A handwritten signature in cursive script that reads "Crystal Sewell".

Crystal Sewell

Community Manager, Relay For Life
American Cancer Society, Inc.


thank you

Certificate of Appreciation

**RELAY FOR LIFE OF MACON
COUNTY**

Thank you to

RICHLAND COMMUNITY COLLEGE
for your continued support



Crystal Sewell, Community Manager



Thank you for helping us save lives from cancer!

Macon County Honor Guard, Inc.

1463 W. Wood Street

Decatur IL 62522

(217) 423-6934 or (217) 972-4042

August 22, 2016

RICHLAND COMMUNITY COLLEGE
ONE COLLEGE PARK
DECATUR IL 62521

Dear Comrades;

The members of the Macon County Honor Guard, Inc., would like to take this opportunity to thank you for your extremely generous donation of \$630.00, to our organization. We truly appreciate your generosity.

The Macon County Honor Guard, Inc. is made up of approximately 34 members from all the Macon County Veterans Groups. We average three funerals a week. All members of the Honor Guard are dedicated and feel extreme pride in honoring our veterans who have gone before us.

The Macon County Honor Guard, Inc. is a nonprofit organization.

Sincerely,

David B Parker

DAVID PARKER
COMMANDER

TO: Cris Valdez, Ed.D
FROM: Lisa Gregory, Executive Director, Public Information and Chief of Staff
DATE: September 6, 2016
SUBJECT: College Activities Report

Please find attached the *Richland Community College Activities Report* for the current month and a preview of next month. The *Activities Report* is meant to provide information on items of College-wide and community interest and to spotlight the variety of activities and events in which the College is engaged.

September

September 24 Saturday Produce Market
8:00 a.m. – Noon – Sequestration Building/under Wind Turbine
The Richland Student Farms will host a fresh produce market every Saturday morning through September 24, 2016.

October

October 7 Cromwell Radio, Talk 101
7:10 a.m. – Trustees, students, and employees are invited to tune into Cromwell Radio, Talk 101, the first Friday of each month at 7:30 a.m. and listen to a highlight of the Saturday Produce Market.

October 10 Columbus Day – College Closed

October 11 WHOW 1520AM, “Around Central Illinois”
8:40 a.m. – 9:00 a.m. - Trustees, students, and employees are invited to tune into WHOW, 1520AM, the second Tuesday of each month and listen to highlights featuring students and faculty or events.

October 11 Pharmacy Facts with Friends, Richland Community College Night
5:00 p.m. – Trustees, students, and employees are invited to ‘tune into Neuhoff Media, WSOY 1340AM, the second Tuesday of each month and listen to highlights featuring students and faculty.

October 18 Board of Trustees Meeting
5:30 p.m. – Board Room (N121/N122)

October 21,22 Finders Market – Progress City, USA
Friday: 3pm - 7pm (Gate: \$5)
Saturday: 9am - 3pm (Gate: \$2)
A gathering of 70+ vendors from around the Midwest offering antiques, vintage, handmade items, furniture, fashion and food.

To: Cris Valdez, President
From: Richard Gschwend, Director, Human Resources
Date: September 2, 2016
Subject: Personnel Update



Retirements, Resignations, and Terminations

Name	Position	Last Day
Melinda Hall	Administrative Assistant Part-time, Project READ	08/30/16

New Employee

Name	Position	Start Date
Tara Baker	Child Care Teacher Part-time, Early Childhood Education Center	08/15/16

Richland Community College
One College Park
Decatur, Illinois 62521



MEMORANDUM

BUSINESS SERVICES

To: Dr. Cris Valdez
From: Greg Florian *GF*
Date: September 12, 2016
Re: Construction Project Status

Current Construction Projects

Student Success Center – The College has received notice that the funding for restarting the project was released. On September 8th CDB held a restart meeting with all of the contractor as well as College staff. From this initial meeting we learned that contract modifications will be negotiated first with BLDD, then with each of the contractors. BLDD will coordinate inspections and analysis of the existing construction in order to assess any damage that may have occurred during the shutdown period including such items as rust on the structural steel, water infiltration in the below-slab electrical conduit, and integrity of the geothermal well piping. Once these items are assessed, the contractors will be asked for any potential remediation costs as well as any cost escalation for the work that still needs to be completed. After all of the costs are identified and agreed to, a revised project completion schedule will be determined. A projected actual start date is estimated around November 1st.

When asked about where the funding for the escalation and restart costs would come from, CDB staff indicated that the agency has funding for these items and that the costs for the project continuation would not be taken out of the re-appropriation specific to our project.

Ag/Maintenance Boiler Replacement – This project has reached substantial completion and initial startup and testing is scheduled for the week of September 19th. The boiler will be fully operational after the testing is completed.

The Carroll Center for Business – College and BLDD staff interviewed four engineering firms to serve as subcontractors to BLDD for this project. Part of the design process will require electrical and mechanical engineering services that will be a sub-consultant to BLDD. Costs associated with the engineering services are included in the BLDD contract. Additionally, this project will allow the College to evaluate the services of firm such that Richland may further utilize their services for other projects in the future. AEX of Forsyth, Illinois was selected for the engineering services.

BLDD hosted meetings with the College's administrative and instructional staff to further refine the goals for the project based on the knowledge gained from the prototype process. The goals will be used to define the project's specific scope and development of the Program. The Program and Concept design will provide the basis for the final design and budget.

A proposed construction schedule has been developed with the following Phases and deadline targets: Programming & Concept design - October 7th; Schematic Design – October 28th; Design Development – December 2nd; Construction Documents – January 13th; Bids received – February 7th; Board of Trustees approval – February 21st; Construction Start May 14th.

Wind Turbine Repairs – A claim has been submitted for the repair work to the Northwind Turbine through the College's Travelers Insurance policy. Travelers will inspect the damaged unit at the Northern Power factory in Vermont and assess the damage toward the claim.

Protection, Health, and Safety – The College's Operations staff has identified projects on the attached list that address deficiencies, repairs, updates, building code changes, and deferred maintenance items that can be funded using PH&S funding. The list will serve as a basis for developing project priorities to assure that the College's facilities are in a quality operational and safe condition.

Recent PH&S qualifying projects have been undertaken using funding that was remaining from previous projects. The College has expended nearly all of that funding such that future projects will need to be funded through new revenues. PH&S project can be funded through a tax levy not to exceed \$.05 per \$100 EAV or through a longer term bond issue. Strategies for developing a funding plan will need to be discussed and determined by December which would allow for inclusion with the next year's tax levy.

Richland Community College
STUDENT GOVERNMENT ASSOCIATION
BOARD REPORT

September 2016

Student Trustee: Ashley Ronda

President: Kelsey Gist **Vice-President:** Jason Brooks **Secretary/Treasurer:** Jordyn Eads

Student Engagement Activities:

- 9/19-22: Campus Safety & Security Awareness Week
- 9/27: D and Chi
- 9/29: Blood Drive
- 10/4: Engage Your Government
- 10/14: Movie Night—Suicide Squad



Commitment Respect Excellence Accountability Diversity

Richland Community College
 Protection, Health, and Safety Funding

9/13/2016

Estimated Cost Priority

Carpet Replacement	\$180,000	1
Sidewalk Repairs	\$72,000	1
Entry Door Replacement	\$93,000	1
Security Surveillance & Alarm System	\$120,000	1
Auditorium Drapery Replacement - Fire Retardness	\$80,000	1
Lighted Crosswalk Signs at WDI	\$20,000	1
Soffit Repair	\$30,000	1
Replace Cracked Tile at Entrances with Walk-off Carpet	\$35,000	1
Replace Call Boxes Throughout Campus, Move Towards Parking	\$135,000	1
Moisture Protection & Tuckpointing	\$42,000	1
Insulate & Paint Maintenance Building Roof	\$102,000	1
HVAC upgrades Throughout the Main Building	\$378,300	1
Total	\$1,287,300	
Replace Ceiling Tiles	\$235,000	2
ADA Signage Update	\$116,500	2
Replace all Greenhouse Glass Panels	\$20,000	2
Parking Lot & Roadway Repairs /Drainage	\$163,000	2
Install Energy Efficient Lighting	\$175,000	2
Main Sign Acid Wash and Tuckpoint	\$19,000	2
Shilling Auditorium Lighting Controls Upgrade	\$280,000	2
Replace ADA Door Openers, Install New at NSEC	\$29,000	2
Paint Overhead Doors at WDI	\$11,300	2
Replace Doors at CSI	\$12,000	2
Stairtower Repairs/Rehab	\$30,000	2
Total	\$1,090,800	
Install Ground Fault Receptacles	\$23,000	3
Restroom Rehab	\$150,000	3
Replace Maintenance Building Lighting	\$33,000	3
Replace/Paint Panels on West 2nd Floor	\$37,500	3
Install Generator at Maint HORT	\$165,000	3
Total	\$408,500	

Carroll School Potential Projects

Elevator Review/Upgrade	\$180,000
Replace Ceiling Tiles	\$85,000
Install Ground Fault Receptacles	\$2,000
ADA Signage Upgrade	\$8,500
Retrofit VAV Boxes	\$24,000
Replace/Paint Panels on South Exterior Wall	\$37,500

Stairtower Rehab	\$7,500
Restroom Rehab	\$30,000
Total	\$374,500

**MONTHLY REPORT OF RICHLAND COMMUNITY COLLEGE
AGREEMENTS/CONTRACTS**


AUTHORIZED BY PRESIDENT VALDEZ FOR THE MONTH OF

AUGUST 2016

- 08/17/2016 Dr. Valdez signed the clinical agreement between Memorial medical Center in Springfield and Richland Community College that covers Health Information Technology, Surgical Technology, and Radiograph.
- 08/17/2016 Dr. Valdez signed an agreement between Millikin University and Richland Community College to accommodate students enrolled at Millikin University to enroll in DRAFT 215, ENGR 211, CCS 115, CCS 275, AGRIC 130, AGRIC 210, and ENGT 108 at Richland Community College.
- 08/09/2016 Dr. Valdez signed the Intergovernmental Agreement between Decatur Public Schools, District #61 and Richland Community College
- 08/08/2016 Dr. Valdes signed the Intergovernmental Agreement between Argenta-Oreana High School and Richland Community College.
- 08/04/2016 Dr. Valdez signed a Memorandum of Understanding between Growing Strong and Richland Community College.
- 08/01/2016 Dr. Valdez signed the Intergovernmental Agreement between Central A & M High School and Richland Community College.
- 08/01/2016 Dr. Valdez signed the Intergovernmental Agreement between Cerro Gordo High School and Richland Community College.
- 08/01/2016 Dr. Valdez signed the Intergovernmental Agreement between Clinton High School and Richland Community College.
- 08/01/2016 Dr. Valdez signed the Intergovernmental Agreement between Decatur Christian School and Richland Community College.

- 08/01/2016 Dr. Valdez signed the Intergovernmental Agreement between Lutheran School Association and Richland Community College.
- 08/01/2016 Dr. Valdez signed the Intergovernmental Agreement between Maroa-Forsyth High School and Richland Community College.
- 08/01/2016 Dr. Valdez signed the Intergovernmental Agreement between Meridian High School and Richland Community College.
- 08/01/2016 Dr. Valdez signed the Intergovernmental Agreement between Mt. Zion High School and Richland Community College.
- 08/01/2016 Dr. Valdez signed the Intergovernmental Agreement between St. Teresa High School and Richland Community College.
- 08/01/2016 Dr. Valdez signed the Intergovernmental Agreement between Warrensburg-Latham High School and Richland Community College

NEW BUSINESS

TO: Board of Trustees
FROM: Cris Valdez 
DATE: September 20, 2016
SUBJECT: Ratification of Adjunct Faculty Contract

Mr. Chairman, members of the Board, attached is a memorandum from Greg Florian, Vice President, Finance and Administration, and Rick Gschwend, Director of Human Resources regarding the Tentative Richland Adjunct Federation of Teachers Local #6218 (RAFT) Collective Bargaining Agreement for 2016-2017.

The tentative agreement was approved by the RAFT and is presented for your consideration and approval.

Therefore, it is recommended that the Board of Trustees approve the 2016-2017 Collective Bargaining Agreement between the Richland Adjunct Federation of Teachers Local #6218 and the Board of Trustees for Community College District No. 537; retroactive to the beginning of fall semester 2016.

Richland Community College
One College Park
Decatur, Illinois 62521



MEMORANDUM

FINANCE AND ADMINISTRATION

To: Dr. Cris Valdez

From: Greg Florian
Richard Gschwend

Date: September 2, 2016

Re: Ratification of a Collective Bargaining Contract with the Adjunct Federation of Teachers Local #6218

On August 17, 2016 a Tentative Collective Bargaining Agreement was reached with the Richland Federation of Teachers Local 6218. The negotiations yielded an agreement that meets the needs of the College and the adjunct faculty.

The agreement will cover one academic year period beginning with the Fall 2016 semester and continuing through the end of the Spring 2017 semester. The agreement maintains rates of pay at the same levels as the existing agreement's August 2015 schedule. Other contract provisions also remain unchanged.

It is recommended that the Board of Trustees ratify the contract with the Richland Federation of Teachers local 6218.

TO: Board of Trustees
FROM: Dr. Cristobal Valdez *CV*
DATE: September 12, 2016
SUBJECT: Board Policy Section 2.6.1.1 - Illinois Business Enterprise for Minorities, Females, and Persons with Disabilities Act Aspirations - First Reading

Mr. Chairman, Members of the Board, Section 2.6.1.1 of the Board Policy Manual is presented for the first reading.

Section 30 ILCS 575 /1, Business Enterprise for Minorities, Females, and Persons with Disabilities Act, was amended during the previous legislative session. The Act was broadened in scope to include "institutions of higher education" which specifically extended coverage to community colleges. Several of the requirements in the Act establish aspirational goals for contracts with entities that are certified as Minority, Female, and Persons with Disability enterprises (MFBE'S), public policy statements, and purchasing guidelines. Additional requirements will force community college to file a plan for compliance and annual reports to the Business Enterprise Council via the Illinois Community Board. The first step of the process is to adopt a policy that specifically addresses the goals. The following language will meet the intent of the legislation and has been reviewed by the College's policy committee.

Policy 2.6.1.1 - Illinois Business Enterprise for Minorities, Females, and Persons with Disabilities Act Aspirations

In accordance with the Business Enterprise for Minorities, Females, and Persons with Disabilities Act (30 ILCS 575 /1), the Board instructs the College to set aspirational goals to increase the participation of businesses owned by minorities, females, and persons with disabilities in the College's purchasing process. Per the Act, the Board also instructs the College President to appoint a liaison to the Business Enterprise Council, and authorizes the President or designee to develop procedures to provide compliance with the Act.

No action is necessary at this time.

Thank you.

Richland Community College
One College Park
Decatur, Illinois 62521



MEMORANDUM

BUSINESS SERVICES

To: Dr. Cristobal Valdez

From: Greg Florian *GF*
Joe Feinstein *JF*

Date: September 12, 2016

Re: Board Policy Section Policy 2.6.1.1 - Illinois Business Enterprise for Minorities, Females, and Persons with Disabilities Act

Section 30 ILCS 575 was enacted originally in 1994 for State agencies. Effectively, this statute established State public policy to, "to promote and encourage the continuing economic development of minority and female owned and operated businesses and that minority and female owned and operated businesses participate in the State's procurement process as both prime and subcontractors." Recent legislative changes to this Section of the Business Enterprise for Minorities, Females, and Persons with Disabilities Act, extended the scope to include community colleges. College staff have attended several workshops that have addressed implementation of the Act. One of the requirements of this act is to establish a local policy that mirrors the intent of the State through procurement of services with entities that meet the qualifying criteria as a vendor.

Slightly different from the State mandate is that community colleges are to set aspirational goals for contracts with entities that are certified as Minority, Female, and Persons with Disability enterprises (MFBE'S), public policy statements, and purchasing guidelines. Additional requirements will force community colleges to file a plan for compliance and annual reports to the Business Enterprise Council via the Illinois Community Board. The first step of the process is to adopt a policy that specifically addresses the goals. The following language will meet the intent of the legislation and has been reviewed by the College's policy committee.

Policy 2.6.1.1 - Illinois Business Enterprise for Minorities, Females, and Persons with Disabilities Act Aspirations

In accordance with the Business Enterprise for Minorities, Females, and Persons with Disabilities Act (30 ILCS 575 /1), the Board instructs the College to set aspirational goals to increase the participation of businesses owned by minorities, females, and persons with disabilities in the College's purchasing process. Per the Act, the Board also instructs the College President to appoint a liaison to the Business Enterprise Council, and authorizes the President or designee to develop procedures to provide compliance with the Act.

It is recommended that this language be placed on the Board of Trustees agenda for consideration.

Joe Feinstein and I are available to answer questions in regard to this policy.

FINANCIAL REPORT



TO: Board of Trustees
FROM: Dr. Cris Valdez *CV*
DATE: September 20, 2016
SUBJECT: Financial Report

Mr. Chairman, members of the Board, attached are the Treasurer's Report, Financial Statement and the Bills for Ratification.

Greg Florian will be available to explain the Treasurer's Report and Financial Statement and to answer any questions regarding the bills.

Therefore, it is recommended that the Board of Trustees ratify the August 2016 bills paid and approve the Financial Statement to be filed for audit.

Thank you.

Richland Community College

Financial Report
August, 2016

Report -----	Page -----
Treasurer's Report	1
Revenue Summary-Education Fund	2
Revenue Summary-Operations and Maint	3
Revenue Summary-Operating Funds	4
Revenue Summary-Other Funds	5
Expenditure Summary by Major Function	8
Expenditure Summary by Operating Fund	10
Auxiliary Enterprise Fund	11
Restricted Purposes Fund-Grants	14
Expense Account Summary	16
Expenditure Summary by Cost Center	19
Bills Presented for Ratification	27

Richland Community College
Treasurer's Report
August 31, 2016

Fund	Balance 08/01/16	Receipts for Month	Disbursements for Month	Balance 08/31/16	Int. Bearing Accounts	Separate Inv. Instruments
Education Fund	2,995,174.76	3,123,547.23	(2,763,779.43)	3,354,942.56	2,804,942.56	550,000.00
Oper & Maint Restricted	306,155.26	218,410.24	.00	524,565.50	524,565.50	.00
Bond & Interest Fund	1,243,885.79	345.90	.00	1,244,231.69	1,244,231.69	.00
Auxiliary Enterprises	246,161.73	32,669.90	(1,039.57)	277,792.06	277,792.06	.00
Restricted Purposes Fd	455,021.30	670,799.51	(262,183.32)	863,637.49	542,610.00	321,027.49
Working Cash Fund	6,195,438.46	1,459.85	.00	6,196,898.31	5,196,379.16	1,000,519.15
Trust & Agency Fund	101,891.05	2,310.33	.00	104,201.38	104,201.38	.00
Audit Fund	53,310.23	14.83	.00	53,325.06	53,325.06	.00
Liab,Protect,Settle	1,419,359.76	396.58	(5.68)	1,419,750.66	1,319,750.66	100,000.00
Totals	13,016,398.34	4,049,954.37	(3,027,008.00)	14,039,344.71	12,067,798.07	1,971,546.64

SEPARATE INVESTMENT INSTRUMENTS						
Fund	Amount	Instrument	Rate	Maturity	Term/Months	
EDUCATION FUND	300,000.00	CD-Busey	0.10	10/22/2016	3.0	
EDUCATION FUND	250,000.00	CD-SOY	0.20	01/30/2017	12.0	
RESTR-EQUIP REPLACEMENT	300,000.00	CD-HPB	0.25	08/10/2016	12.0	
RESTR-PARTNER'S IN ED	16,565.79	CD-PNC	0.10	01/30/2017	6.0	
WORKING CASH FUND	302,003.37	CD-HPB	0.05	08/02/2016	3.0	
WORKING CASH FUND	117,639.02	CD-Regns	0.01	10/26/2016	7.0	
WORKING CASH FUND	350,000.00	CD-HPB	0.25	11/22/2016	12.0	
WORKING CASH FUND	110,000.00	CD-HPB	0.25	03/23/2017	12.0	
WORKING CASH FUND	120,876.76	CD-Regns	0.05	06/21/2017	13.0	
LPS FUND	100,000.00	CD-Busey	0.10	09/27/2016	6.0	

Richland Community College
Revenue Summary-Education Fund
For the month of August
1617

-----	Actual Rev 08/31/15	Actual Rev 06/30/16	%	Budget 1617	Actual Rev 08/31/16	%	-----
Fund: 01 Education Fund							
Local Government Sources							

Current Taxes	3,284,376.86	6,077,181.63	54.0	6,209,722.00	3,247,376.60	52.3	
Chargeback	2,251.68	6,227.12	36.2	6,200.00	.00	.0	
Interest on Taxes	.50	300.08	.2	500.00	1.30	.3	

Local Government Sources	3,286,629.04	6,083,708.83	54.0	6,216,422.00	3,247,377.90	52.2	
State Government Sources							

ICCB Credit Hour Grants	.00	433,399.90	.0	.00	.00	.0	
ICCB Equalization Grant	.00	50,000.01	.0	.00	.00	.0	
Replacement Taxes	86,211.61	445,777.61	19.3	442,000.00	8,880.83	2.0	

State Government Sources	86,211.61	929,177.52	9.3	442,000.00	8,880.83	2.0	
Student Tuition & Fees							

Tuition-Credit	2,973,045.82	5,597,079.17	53.1	6,336,854.00	3,477,636.09	54.9	
Fees	443,292.00	751,593.50	59.0	729,335.00	380,910.00	52.2	

Student Tuition & Fees	3,416,337.82	6,348,672.67	53.8	7,066,189.00	3,858,546.09	54.6	
Other Revenue/Sources							

Investment Revenue	89.42	2,009.97	4.4	2,000.00	1,010.73	50.5	
Other Revenue	14,072.74	334,872.71	4.1	309,600.00	4,118.76	1.3	
Transfer In	.00	9,712.84	.0	5,000.00	.00	.0	

Other Revenue/Sources	14,162.16	346,595.52	4.1	316,600.00	5,129.49	1.6	

Total Revenue	6,803,340.63	13,708,154.54	49.6	14,041,211.00	7,119,934.31	50.7	
=====							

Richland Community College
Revenue Summary-Operations & Maint
For the month of August
1617

-----	Actual Rev 08/31/15	Actual Rev 06/30/16	%	Budget 1617	Actual Rev 08/31/16	%	-----
Fund: 02 Operations & Maint							
Local Government Sources							

Current Taxes	476,756.91	883,800.59	53.9	894,350.00	472,143.64	52.8	
Interest on Taxes	.00	43.57	.0	500.00	.18	.0	

Local Government Sources	476,756.91	883,844.16	53.9	894,850.00	472,143.82	52.8	
State Government Sources							

ICCB Credit Hour Grants	.00	47,133.38	.0	.00	.00	.0	

State Government Sources	.00	47,133.38	.0	.00	.00	.0	
Student Tuition & Fees							

Tuition-Credit	291,680.09	538,371.49	54.2	222,446.00	118,224.91	53.1	
Fees	.00	102,392.00	.0	96,000.00	51,270.00	53.4	

Student Tuition & Fees	291,680.09	640,763.49	45.5	318,446.00	169,494.91	53.2	
Other Revenue/Sources							

Other Revenue	31,779.72	358,323.32	8.9	569,211.00	49,579.40	8.7	

Other Revenue/Sources	31,779.72	358,323.32	8.9	569,211.00	49,579.40	8.7	

Total Revenue	800,216.72	1,930,064.35	41.5	1,782,507.00	691,218.13	38.8	
=====							

Richland Community College
Revenue Summary-Operating Funds
For the month of August
1617

-----	Actual Rev 08/31/15	Actual Rev 06/30/16	%	Budget 1617	Actual Rev 08/31/16	%	-----
Total Operating Funds							
Local Government Sources							

Current Taxes	3,761,133.77	6,960,982.22	54.0	7,104,072.00	3,719,520.24	52.4	
Chargeback	2,251.68	6,227.12	36.2	6,200.00	.00	.0	
Interest on Taxes	.50	343.65	.1	1,000.00	1.48	.1	

Local Government Sources	3,763,385.95	6,967,552.99	54.0	7,111,272.00	3,719,521.72	52.3	
State Government Sources							

Replacement Taxes	86,211.61	445,777.61	8.8	442,000.00	8,880.83	2.0	

State Government Sources	86,211.61	976,310.90	8.8	442,000.00	8,880.83	2.0	
Student Tuition & Fees							

Tuition-Credit	3,264,725.91	6,135,450.66	53.2	6,559,300.00	3,595,861.00	54.8	
Fees	443,292.00	853,985.50	51.9	825,335.00	432,180.00	52.4	

Student Tuition & Fees	3,708,017.91	6,989,436.16	53.1	7,384,635.00	4,028,041.00	54.5	
Other Revenue/Sources							

Investment Revenue	89.42	2,009.97	4.4	2,000.00	1,010.73	50.5	
Other Revenue	45,852.46	693,196.03	6.6	878,811.00	53,698.16	6.1	
Transfer In	.00	9,712.84	.0	5,000.00	.00	.0	

Other Revenue/Sources	45,941.88	704,918.84	6.5	885,811.00	54,708.89	6.2	

Total Revenue	7,603,557.35	15,638,218.89	48.6	15,823,718.00	7,811,152.44	49.4	
=====							

Richland Community College
 Revenue Summary-Other Funds
 For the month of August
 1617

	Actual Rev 08/31/15	Actual Rev 06/30/16	%	Budget 1617	Actual Rev 08/31/16	%

Fund: 03 Oper & Maint Restricted						
Interest on Investments	.00	517.32	.0	100.00	29.90	29.9
Int on Cash/IL Funds Acc	78.24	683.52	11.4	500.00	185.02	37.0
Gifts/Donations	.00	435,386.00	.0	535,000.00	.00	.0
FundBalanceAppropriation	.00	.00	.0	95,300.00	.00	.0
Reimbursed Expenditures	.00	13,032.00	.0	.00	.00	.0

Total Revenue/Sources	78.24	449,618.84	.0	630,900.00	214.92	.0
=====						
Fund: 04 Bond & Interest Fund						
Current Taxes	1,299,143.44	2,403,247.98	54.1	3,295,396.00	1,737,740.62	52.7
Interest on Taxes	.10	118.61	.1	100.00	1.21	1.2
Int on Cash/IL Funds Acc	41.29	512.13	8.1	100.00	613.75	613.8

Total Revenue/Sources	1,299,184.83	2,403,878.72	54.0	3,295,596.00	1,738,355.58	52.7
=====						
Fund: 05 Auxiliary Enterprises						
CPED Credit Revenue	65,622.00	342,422.96	19.2	327,000.00	102,414.54	31.3
NonCredit Revenue	59,433.30	142,147.52	41.8	162,000.00	53,786.20	33.2
ContractNoncreditRevenue	8,298.72	62,323.39	13.3	53,900.00	3,429.75	6.4
ICCB Credit Hour Grants	.00	29,016.72	.0	.00	.00	.0
Fitness Tuition	7,906.00	19,160.00	41.3	32,000.00	6,109.00	19.1
Fitness Membership Fees	2,570.00	21,599.17	11.9	20,000.00	2,625.00	13.1
Special Event Revenue	9,819.90	98,732.22	9.9	82,176.00	2,655.00	3.2
Clubs and Organizations	15,693.42	139,539.06	11.2	160,000.00	10,906.90	6.8
Int on Cash/IL Funds Acc	2.65	373.68	.7	.00	124.31	.0
Shilling Community Cntr	8,145.00	34,396.25	23.7	35,000.00	6,322.50	18.1
Child Care Revenue	18,797.00	114,059.00	16.5	105,000.00	15,659.50	14.9
CCRS Paid Revenue	1,537.76	11,011.94	14.0	22,000.00	1,705.69	7.8
Child Care Transfer Rev	.00	83,162.00	.0	70,000.00	11,600.00	16.6
Copy Center Fees	11,964.51	72,514.56	16.5	36,000.00	8,373.31	23.3
Transfer In	.00	101,295.00	.0	75,000.00	.00	.0
Reimbursed Expenditures	.00	47,959.72	.0	.00	.00	.0
Revenue-Contractual	1,996.00	5,390.00	37.0	3,500.00	1,863.00	53.2
Revenue-Misc/OtherSource	1,457.58	11,050.85	13.2	11,700.00	1,013.98	8.7

Total Revenue/Sources	213,243.84	1,336,154.04	16.0	1,195,276.00	228,588.68	19.1
=====						

Richland Community College
 Revenue Summary-Other Funds
 For the month of August
 1617

-----	Actual Rev 08/31/15	Actual Rev 06/30/16	%	Budget 1617	Actual Rev 08/31/16	%	-----
Fund: 06 Restricted Purposes Fd							
Financial Aid	411,555.29	7,254,823.87	5.7	6,994,892.00	308,313.18	4.4	
Interest on Investments	.00	902.32	.0	.00	84.24	.0	
Int on Cash/IL Funds Acc	.17	119.18	.1	.00	28.18	.0	
Sale of Equipment	.00	12,414.00	.0	.00	.00	.0	
College Fair Revenue-PIE	1,870.00	7,602.11	24.6	.00	.00	.0	
PartnersSaluteRevenuePIE	1,665.00	6,310.00	26.4	.00	.00	.0	
YouthLeadershipRev-PIE	5,600.00	6,600.00	84.8	.00	.00	.0	
Grants Revenue	18,494.00	1,196,619.11	1.5	941,484.82	16,491.77	1.8	
Gifts/Donations	850.00	99,687.49	.9	43,334.00	3,624.84	8.4	
Contributions-PIE	356.00	1,887.75	18.9	.00	.00	.0	
Transfer In	.00	113,499.55	.0	.00	.00	.0	
FundBalanceAppropriation	1,198.38	71,538.97	1.7	35,060.00	.00	.0	
Revenue-Contractual	.00	220,565.25	.0	8,000.00	.00	.0	
Revenue-Misc/OtherSource	125.00	9,400.00	1.3	1,500.00	575.00	38.3	
-----							-----
Total Revenue/Sources	441,713.84	9,001,969.60	4.9	8,024,270.82	329,117.21	4.1	
	=====	=====	=====	=====	=====	=====	
Fund: 07 Working Cash Fund							
Bond Proceeds	.00	3,000,000.00	.0	.00	.00	.0	
Interest on Corp Cash	180.88	9,462.43	1.9	5,000.00	2,567.53	51.4	
-----							-----
Total Revenue/Sources	180.88	3,009,462.43	.0	5,000.00	2,567.53	51.4	
	=====	=====	=====	=====	=====	=====	
Fund: 10 Trust & Agency Fund							
Club Revenue	.00	30,682.47	.0	28,100.00	32.36	.1	
Int on Cash/IL Funds Acc	1.18	149.72	.8	.00	50.73	.0	
College Fair Revenue-PIE	.00	.00	.0	3,900.00	1,485.00	38.1	
YouthLeadershipRev-PIE	.00	.00	.0	2,900.00	2,900.00	100.0	
Transfer In	.00	980.00	.0	.00	.00	.0	
Contributions	.00	50,500.00	.0	48,000.00	.00	.0	
-----							-----
Total Revenue/Sources	1.18	82,312.19	.0	82,900.00	4,468.09	5.4	
	=====	=====	=====	=====	=====	=====	

Richland Community College
Revenue Summary-Other Funds
For the month of August
1617

-----	Actual Rev 08/31/15	Actual Rev 06/30/16	%	Budget 1617	Actual Rev 08/31/16	%
Fund: 11 Audit Fund						
Current Taxes	38,690.61	71,560.35	54.1	85,658.00	45,100.40	52.7
Interest on Taxes	.00	3.53	.0	10.00	.00	.0
Int on Cash/IL Funds Acc	1.68	64.76	2.6	45.00	25.20	56.0

Total Revenue/Sources	38,692.29	71,628.64	54.0	85,713.00	45,125.60	52.6
=====						
Fund: 12 Liab,Protect,Settle						
Current Taxes	782,859.53	1,448,204.57	54.1	1,656,986.00	884,215.82	53.4
Interest on Taxes	.08	121.36	.1	200.00	.54	.3
Insurance-StudentFees	9,120.00	16,920.00	53.9	20,000.00	7,416.00	37.1
Interest on Investments	.00	26.03	.0	50.00	.00	.0
Int on Cash/IL Funds Acc	31.29	1,215.15	2.6	800.00	649.84	81.2

Total Revenue/Sources	792,010.90	1,466,487.11	54.0	1,678,036.00	892,282.20	53.2
=====						

Richland Community College
Expenditure Summary by Major Function
For the month of August
17% of Fiscal Year 1617

	Budget 1617	** Actual Expended 08/31/2016	** %	Encumbered	*** Unencumbered Amount	*** %
Fund: Education Fund						
Continuing & Prof Ed	520,010.00	57,427.34	11.04	3,615.55	458,967.11	88.26
Office of Academic Svcs	399,266.00	57,933.39	14.51	475.00	340,857.61	85.37
Business and Technology	102,659.00	.00	.00	.00	102,659.00	100.00
Liberal Arts	2,207,063.00	262,556.16	11.90	.00	1,944,506.84	88.10
Math, Science & Business	2,108,336.00	234,025.93	11.10	2,766.68	1,871,543.39	88.77
Health Professions	2,074,400.00	240,774.42	11.61	3,017.03	1,830,608.55	88.25
Workforce Development	629,206.00	74,934.51	11.91	3,507.32	550,764.17	87.53
Student Success	1,121,379.00	187,628.64	16.73	.00	933,750.36	83.27
Auxiliary Services	98,246.00	16,320.19	16.61	.00	81,925.81	83.39
Academic Support-LRC	412,160.00	101,964.46	24.74	478.87	309,716.67	75.14
Technical Services Supp	411,853.00	135,634.51	32.93	24,250.71	251,967.78	61.18
Institutional Support	3,164,633.00	682,474.58	21.57	83,350.32	2,398,808.10	75.80
Scholarship and Waivers	707,000.00	240,730.84	34.05	.00	466,269.16	65.95
Transfer Out	85,000.00	.00	.00	.00	85,000.00	100.00
Total Education Fund	14,041,211.00	2,292,404.97	16.33	121,461.48	11,627,344.55	82.81
Fund: Operations & Maint						
Maintenance	1,799,007.00	383,537.57	21.32	306,434.09	1,109,035.34	61.65
Total Operations & Maint	1,799,007.00	383,537.57	21.32	306,434.09	1,109,035.34	61.65
Fund: Oper & Maint Restricted						
Protection,Health,Safety	591,500.00	385.50	.07	34,275.50	556,839.00	94.14
Maintenance	39,400.00	.00	.00	.00	39,400.00	100.00
Liability Protection	.00	.00	.00	.00	.00	.00
Total Oper & Maint Restricted	630,900.00	385.50	.06	34,275.50	596,239.00	94.51
Fund: Bond & Interest Fund						
Bond and Interest	3,295,596.00	.00	.00	.00	3,295,596.00	100.00
Total Bond & Interest Fund	3,295,596.00	.00	.00	.00	3,295,596.00	100.00
Fund: Auxiliary Enterprises						
Continuing & Prof Ed	147,822.00	30,570.45	20.68	.00	117,251.55	79.32
Instructional Programs	527,723.00	93,592.96	17.74	20,779.04	413,351.00	78.33
Auxiliary Services	519,731.00	65,160.76	12.54	18,100.62	436,469.62	83.98
Total Auxiliary Enterprises	1,195,276.00	189,324.17	15.84	38,879.66	967,072.17	80.91

Richland Community College
Expenditure Summary by Major Function
For the month of August
17% of Fiscal Year 1617

	Budget 1617	** Actual Expended ** 08/31/2016	%	Encumbered	*** Unencumbered *** Amount	%
Fund: Restricted Purposes Fd						
Grants	1,033,878.82	157,878.08	15.27	25,274.71	850,726.03	82.28
Financial Aid	6,990,392.00	683,769.21	9.78	.00	6,306,622.79	90.22
Total Restricted Purposes Fd	8,024,270.82	841,647.29	10.49	25,274.71	7,157,348.82	89.20
Fund: Working Cash Fund						
Transfer Out	5,000.00	.00	.00	.00	5,000.00	100.00
Total Working Cash Fund	5,000.00	.00	.00	.00	5,000.00	100.00
Fund: Trust & Agency Fund						
Office of Academic Srvcs	6,800.00	468.95	6.90	.00	6,331.05	93.10
Student Engagement	76,100.00	12,975.74	17.05	543.20	62,581.06	82.24
Total Trust & Agency Fund	82,900.00	13,444.69	16.22	543.20	68,912.11	83.13
Fund: Audit Fund						
Institutional Support	16,033.00	2,701.37	16.85	.00	13,331.63	83.15
Audit	45,200.00	10,000.00	22.12	35,200.00	.00	.00
Contingency	24,480.00	.00	.00	.00	24,480.00	100.00
Total Audit Fund	85,713.00	12,701.37	14.82	35,200.00	37,811.63	44.11
Fund: Liab,Protect,Settle						
Liability Protection	1,592,438.00	282,100.73	17.72	241,625.86	1,068,711.41	67.11
Contingency	85,598.00	.00	.00	.00	85,598.00	100.00
Total Liab,Protect,Settle	1,678,036.00	282,100.73	16.81	241,625.86	1,154,309.41	68.79

Richland Community College
Expenditure Summary-Operating Funds
For the month of August
17% of Fiscal Year 1617

	Actual Exp 08/31/15	** Actual Expense ** 06/30/16	%	Budget 1617	*** Actual Expense ** 08/31/16	%	Encumbered	*** Unencumbered ***	%
Fund: Education Fund									
Salaries	1,526,889.85	10,582,707.74	14.4	10,101,081.00	1,304,872.09	12.9	.00	8,796,208.91	87.1
Employee Benefits	342,149.77	1,980,621.08	17.3	1,872,557.00	292,917.28	15.6	.00	1,579,639.72	84.4
Contractual Services	207,077.80	303,960.16	68.1	314,915.00	203,145.08	64.5	219.45	111,550.47	35.4
Commodities	210,719.90	672,662.18	31.3	676,307.00	190,171.61	28.1	80,825.83	405,309.56	59.9
Travel	8,854.40	76,852.04	11.5	65,451.00	37,318.36	57.0	3,340.11	24,792.53	37.9
Fixed Charges	13,624.56	89,317.53	15.3	88,400.00	10,024.85	11.3	36,964.09	41,411.06	.5
Capital Outlay	.00	.00	.0	.00	.00	.0	.00	.00	.0
Other	218,655.39	921,993.87	23.7	837,500.00	253,955.70	30.3	112.00	583,432.30	69.7
Transfer Out	.00	214,794.43	.0	85,000.00	.00	.0	.00	85,000.00	100.0
Contingency	.00	.00	.0	.00	.00	.0	.00	.00	.0
Total Expenditures	2,527,971.67	14,842,909.03	17.0	14,041,211.00	2,292,404.97	16.3	121,461.48	11,627,344.55	82.8
Fund: Operations & Maint									
Salaries	68,303.02	354,319.33	19.3	282,708.00	47,186.09	16.7	.00	235,521.91	83.3
Employee Benefits	22,490.74	105,303.95	21.4	84,278.00	15,176.98	18.0	.00	69,101.02	82.0
Contractual Services	46,274.06	487,793.35	9.5	520,029.00	62,267.11	12.0	69,801.17	387,960.72	74.6
Commodities	23,956.92	136,211.86	17.6	120,250.00	78,345.64	65.2	93,526.20	-51,621.84	-42.9
Travel	28.60	320.65	8.9	750.00	.00	.0	.00	750.00	100.0
Fixed Charges	107,856.17	733,099.66	14.7	780,555.00	180,561.75	23.1	143,106.72	456,886.53	.6
Capital Outlay	.00	6,363.73	.0	10,437.00	.00	.0	.00	10,437.00	100.0
Contingency	.00	.00	.0	.00	.00	.0	.00	.00	.0
Total Expenditures	268,909.51	1,823,412.53	14.7	1,799,007.00	383,537.57	21.3	306,434.09	1,109,035.34	61.6
Total Operating Funds									
Salaries	1,595,192.87	10,937,027.07	14.6	10,383,789.00	1,352,058.18	13.0	.00	9,031,730.82	87.0
Employee Benefits	364,640.51	2,085,925.03	17.5	1,956,835.00	308,094.26	15.7	.00	1,648,740.74	84.3
Contractual Services	253,351.86	791,753.51	32.0	834,944.00	265,412.19	31.8	70,020.62	499,511.19	59.8
Commodities	234,676.82	808,874.04	29.0	796,557.00	268,517.25	33.7	174,352.03	353,687.72	44.4
Travel	8,883.00	77,172.69	11.5	66,201.00	37,318.36	56.4	3,340.11	25,542.53	38.6
Fixed Charges	121,480.73	822,417.19	14.8	868,955.00	190,586.60	21.9	180,070.81	498,297.59	57.3
Capital Outlay	.00	6,363.73	.0	10,437.00	.00	.0	.00	10,437.00	100.0
Other	218,655.39	921,993.87	23.7	837,500.00	253,955.70	30.3	112.00	583,432.30	69.7
Transfer Out	.00	214,794.43	.0	85,000.00	.00	.0	.00	85,000.00	100.0
Total Expenditures	2,796,881.18	16,666,321.56	16.8	15,840,218.00	2,675,942.54	16.9	427,895.57	12,736,379.89	80.4

Auxiliary Enterprises Fund
 Instructional Programs
 Statement of Revenue and Expense
 Cash Basis
 AUG 1617

	Actual	Budget
Continuing and Professional Education		

Revenues:		
Fitness Center	8,734.00	52,000.00
6000 CPED Administration	0.00	22,000.00
6001 CDL	79,300.00	206,000.00
6002 Computer & Technology	1,886.75	16,400.00
6003 Dance	12,330.20	55,100.00
6004 Hobby & Leisure	12,615.00	43,000.00
6007 Safety-Industrial	24,302.54	131,100.00
6008 Shilling Rentals	6,322.50	35,000.00
6013 Culinary Arts	5,060.00	18,000.00
6027 Manufacturing Camp	20,000.00	15,000.00
	-----	-----
Total Revenues	170,550.99	593,600.00
	-----	-----
Expenses:		
Fitness Center	7,250.39	44,850.00
6000 CPED Administration	30,570.45	147,822.00
6001 CDL	28,397.53	158,762.00
6002 Computer & Technology	2,196.76	19,795.00
6003 Dance	6,535.75	47,012.00
6004 Hobby & Leisure	13,910.02	70,285.00
6007 Safety-Industrial	18,704.45	147,314.00
6008 Shilling Rentals	2,975.40	19,581.00
6013 Culinary Arts	2,734.19	12,830.00
6027 Manufacturing Camp	15,841.89	15,000.00
	-----	-----
Total Expenses	129,116.83	683,251.00
	-----	-----
Net Income (Loss)	41,434.16	(89,651.00)
	=====	=====

Note: Credit Hour Reimbursement Revenue included above

0.00

Auxiliary Enterprises Fund
 Outdoor Events
 Statement of Revenue and Expense
 Cash Basis
 AUG 1617

	Actual	Budget
Revenues:		
6014 Dance Productions	0.00	35,000.00
6019 Outdoor Events	0.00	11,963.00
6024 Dog Show	0.00	5,500.00
6030 Misc Events	1,980.00	14,000.00
	-----	-----
Total Revenues	1,980.00	66,463.00
	-----	-----
Expenses:		
6014 Dance Productions	899.69	27,362.00
6019 Outdoor Events	5,928.71	36,251.00
6024 Dog Show	0.00	1,200.00
6030 Misc Events	0.00	1,650.00
	-----	-----
Total Expenses	6,828.40	66,463.00
	-----	-----
Net Income (Loss)	(4,848.40)	.00
	=====	=====

Auxiliary Enterprises Fund
 Workforce Development
 Statement of Revenue and Expense
 Cash Basis
 AUG 1617

	Actual	Budget
Revenues:		
6009 Traffic Safety	4,156.00	37,000.00
8907 Culinary Restaurant	7,966.22	83,500.00
8908 Coffee Shop	3,460.01	59,500.00
8915 Misc Culinary Events	0.00	4,000.00
	-----	-----
Total Revenues	15,582.23	184,000.00
	-----	-----
Expenses:		
6009 Traffic Safety	6,120.47	37,106.00
8907 Culinary Restaurant	8,653.73	56,600.00
8908 Coffee Shop	4,792.08	54,000.00
8915 Misc Culinary Events	0.00	2,900.00
	-----	-----
Total Expenses	19,566.28	150,606.00
	-----	-----
Net Income (Loss)	(3,984.05)	33,394.00
	=====	=====

Richland Community College
 Restricted Purposes Fund-Grants
 AUG 1617

	Grant Period	Budget	* Actual	Expense % *	Encumbered	** Unencumbered % **
Federally Funded Grants						

11117	ADM Sequestration Grant 07/01/2010 - 12/31/2017	76,020.00	14,011.25	18.43	1,517.33	60,491.42 79.57
11696	DCP-STOP Act Grnt 09/30/2015 - 09/29/2016	27,462.05	3,635.29	13.24	7,845.01	15,981.75 58.20
11795	DCP-Strategic Prevention 07/01/2016 - 06/30/2017	143,085.00	11,608.03	8.11	4,596.56	126,880.41 88.67
11615	Intelligent Monitor Sys 10/02/2015 - 09/30/2018	0.00	1,773.57	0.00	0.00	-1,773.57 0.00
11680	TRIO Grant 09/01/2015 - 08/31/2016	64,171.77	50,799.72	79.16	9,348.90	4,023.15 6.27
Total		310,738.82	81,827.86	26.33	23,307.80	205,603.16 66.17
State Funded Grants						

11654	Adult Ed Performance Grt 07/01/2015 - 12/31/2016	58,025.00	3,819.67	6.58	0.00	54,205.33 93.42
11672	Adult Ed State Basic 07/01/2015 - 12/31/2016	131,500.00	4,339.56	3.30	0.00	127,160.44 96.70
11718	Hwy Construct Career Grt 07/01/2016 - 06/30/2017	354,400.00	12,119.77	3.42	0.00	342,280.23 96.58
11764	SOS Literacy Grant 07/01/2016 - 06/30/2017	67,000.00	16,279.66	24.30	0.00	50,720.34 75.70
Total		610,925.00	36,558.66	5.98	0.00	574,366.34 94.02
Locally Funded Grants						

11681	Bridging The Gap SU16 05/20/2016 - 08/31/2016	9,821.00	837.90	8.53	0.00	8,983.10 91.47
8999	Decatur Comm Partnership 10/01/2007 -	39,500.00	0.00	0.00	0.00	39,500.00 0.00
Total		49,321.00	837.90	1.70	0.00	48,483.10 98.30
Cash/RCC Restricted Programs						

11458	Project READ 07/01/2013 -	20,060.00	6,713.47	33.47	0.00	13,346.53 66.53
Total		20,060.00	6,713.47	33.47	0.00	13,346.53 66.53

Richland Community College
 Restricted Purposes Fund-Grants
 AUG 1617

	Grant Period	Budget	* Actual	Expense	% *	Encumbered	** Unencumbered	% **
RCC-Foundation Funded Grants								

11733	Foundation Gifts to RCC	07/01/2016 - 06/30/2017	28,334.00	11,767.91	41.53	0.00	16,566.09	58.47
			-----	-----	-----	-----	-----	-----
Total			28,334.00	11,767.91	41.53	0.00	16,566.09	58.47
Fed Funded through State								

11712	Carl Perkins-ICCB	07/01/2016 - 06/30/2017	0.00	14,150.37	0.00	1,966.91	-16,117.28	0.00
11732	Federal Adult Ed Basic	07/01/2016 - 06/30/2017	0.00	3,666.53	0.00	0.00	-3,666.53	0.00
11713	Perkins Leadership Suppl	07/01/2016 - 06/30/2017	10,000.00	0.00	0.00	0.00	10,000.00	0.00
			-----	-----	-----	-----	-----	-----
Total			10,000.00	17,816.90	178.17	1,966.91	-9,783.81	- 97.84
Total Grants			1,029,378.82	155,522.70	15.11	25,274.71	848,581.41	82.44

Richland Community College
ACCOUNT SUMMARY
AUG 1617

Fund: Education Fund	Month	Full Year	Year to Date		Pct	Variance
Acct Description	Actual	Budget	Actual	Encumbered		
51100 Administrative Staff Sal	119,137.86	1,512,184.00	260,056.96	0.00	17.2	1,252,127.04
51200 Professional/Tech Salary	55,524.90	631,499.00	111,049.79	0.00	17.6	520,449.21
51201 Professional/Tech-PT	1,714.93	20,000.00	3,090.07	0.00	15.5	16,909.93
51202 Professional/Tech-PT	3,417.99	28,050.00	9,488.76	0.00	33.8	18,561.24
51310 F/T Faculty Salary	311,282.09	4,005,927.00	178,780.27	0.00	4.5	3,827,146.73
51315 F/T Faculty-Summer Sal	64,029.73	323,324.00	284,064.41	0.00	87.9	39,259.59
51320 P/T Faculty Salary	41,351.25	920,445.00	41,351.25	0.00	4.5	879,093.75
51325 P/T Faculty-Summer Sal	8,561.22	82,785.00	42,911.67	0.00	51.8	39,873.33
51340 Overload Salary	26,354.92	477,918.00	26,354.92	0.00	5.5	451,563.08
51345 Clinical Risk Stipends	2,255.56	35,700.00	4,015.56	0.00	11.2	31,684.44
51350 Independent Study Salary	5,852.50	31,000.00	8,052.50	0.00	26.0	22,947.50
51353 Proficiency Exam Salary	0.00	0.00	183.75	0.00	.0	-183.75
51356 Subs Instructors Salary	252.61	6,500.00	522.67	0.00	8.0	5,977.33
51360 LabFacilitators	760.45	20,000.00	1,104.71	0.00	5.5	18,895.29
51362 Faculty Tutors Salary	2,875.98	90,000.00	5,678.64	0.00	6.3	84,321.36
51400 Supervisory Staff Salary	43,170.28	516,637.00	86,753.86	0.00	16.8	429,883.14
51500 Academic Support Salary	15,334.62	179,702.00	29,950.36	0.00	16.7	149,751.64
51502 Academic Support-PT	18,442.94	106,000.00	47,028.95	0.00	44.4	58,971.05
51610 F/T Classified Salary	76,356.84	977,110.00	152,806.71	0.00	15.6	824,303.29
51620 P/T Classified Salary	4,006.44	50,300.00	6,698.45	0.00	13.3	43,601.55
51800 Student Workers Salary	672.38	26,500.00	1,371.58	0.00	5.2	25,128.42
51906 Interpreter Salary	1,705.20	30,000.00	1,705.20	0.00	5.7	28,294.80
51912 Test Proctor Salary	252.79	6,000.00	563.02	0.00	9.4	5,436.98
51918 Overtime Wages	236.89	3,500.00	538.03	0.00	15.4	2,961.97
51930 Car Allowance	750.00	8,250.00	750.00	0.00	9.1	7,500.00
51935 SURS Fringe Benefit	0.00	11,750.00	0.00	0.00	.0	11,750.00
52080 SURS-RetireeHealthContri	3,652.93	43,601.00	7,227.07	0.00	16.6	36,373.93
52100 EmployeeBenefitsTotal	0.00	35,000.00	0.00	0.00	.0	35,000.00
52101 Group Medical Ins	124,461.02	1,642,407.00	246,447.78	0.00	15.0	1,395,959.22
52102 Group Dental Ins	4,815.08	60,513.00	9,292.51	0.00	15.4	51,220.49
52104 Group Life Ins	2,400.84	31,641.00	4,668.40	0.00	14.8	26,972.60
52105 Group LTD Ins	1,471.09	19,395.00	2,860.52	0.00	14.7	16,534.48
52750 Staff/Family Waivers	18,788.00	40,000.00	22,421.00	0.00	56.1	17,579.00
53205 Admin Computer-Maint	45,012.00	209,600.00	191,467.58	0.00	91.3	18,132.42
53400 Equip Repair/Maint Agree	0.00	28,750.00	3,046.95	0.00	10.6	25,703.05
53500 Legal Services-Admin	0.00	30,000.00	0.00	0.00	.0	30,000.00
53900 Contractual-Other	-150.70	19,690.00	2,374.30	219.45	13.2	17,096.25
53975 Professional Fees	0.00	9,000.00	5,376.25	0.00	59.7	3,623.75
53985 Accreditation Fees	0.00	15,675.00	0.00	0.00	.0	15,675.00
53993 Employee Recognition EAT	880.00	1,000.00	880.00	0.00	88.0	120.00
53994 Employee Awards	0.00	600.00	0.00	0.00	.0	600.00
53998 Student Awards	0.00	600.00	0.00	0.00	.0	600.00
54101 Office Supplies	2,104.53	24,180.00	2,970.46	0.00	12.3	21,209.54
54102 Instructional Supplies	11,952.44	100,700.00	12,825.98	10,175.35	22.8	77,698.67
54200 Printing	2,970.96	32,200.00	4,256.99	15,851.22	62.4	12,091.79
54205 Credit Schedules	0.00	10,000.00	0.00	0.00	.0	10,000.00
54210 Catalog Printing	0.00	6,000.00	2,652.88	0.00	44.2	3,347.12
54400 Materials	739.28	46,120.00	724.28	1,582.19	5.0	43,813.53
54401 Audio Visual Materials	0.00	8,300.00	81.85	0.00	1.0	8,218.15
54402 Postage	2,091.97	26,000.00	2,183.97	7,930.83	38.9	15,885.20
54408 Computer Software	487.00	145,502.00	89,453.00	17,365.71	73.4	38,683.29

Richland Community College

ACCOUNT SUMMARY

AUG 1617

Fund: Education Fund	Month	Full Year	Year to Date		Pct	Variance
Acct Description	Actual	Budget	Actual	Encumbered		
54413 Transcripts	0.00	25,000.00	0.00	0.00	.0	25,000.00
54515 Reference Materials	0.00	1,000.00	0.00	0.00	.0	1,000.00
54520 Books-Library Collection	1,447.53	11,500.00	1,447.53	0.00	12.6	10,052.47
54600 Publications & Dues	6,750.62	125,805.00	69,062.22	140.00	55.0	56,602.78
54700 Advertising	2,741.05	110,000.00	4,566.05	27,780.53	29.4	77,653.42
54705 Specialities	0.00	0.00	-53.60	0.00	.0	53.60
54710 WYSE Activities	0.00	1,000.00	0.00	0.00	.0	1,000.00
54905 Graphic Supplies	0.00	2,500.00	0.00	0.00	.0	2,500.00
54908 Laundry/Linen Supplies	0.00	500.00	0.00	0.00	.0	500.00
55100 Meeting Expense	387.55	1,151.00	387.55	0.00	33.7	763.45
55150 Registration Fees	100.00	0.00	100.00	25.00	.0	-125.00
55200 Travel-In State	0.00	30,000.00	0.00	649.46	2.2	29,350.54
55204 Travel-In State Mileage	505.44	9,300.00	505.44	1,749.60	24.2	7,044.96
55300 Travel-Out of State	552.36	0.00	552.36	916.05	.0	-1,468.41
55400 Recruitment	14,783.82	25,000.00	35,773.01	0.00	143.1	-10,773.01
56200 Equipment Rental	3,530.28	30,000.00	4,248.05	25,419.09	98.9	332.86
56800 Bank Card Fees	1,901.78	20,000.00	3,679.30	0.00	18.4	16,320.70
56810 Collection Co Charges	0.00	6,000.00	0.00	0.00	.0	6,000.00
56815 Graduation Expense	0.00	18,000.00	0.00	2,760.00	15.3	15,240.00
57500 Telephone	0.00	600.00	0.00	0.00	.0	600.00
57700 Telecommunications	2,037.50	13,800.00	2,097.50	8,785.00	78.9	2,917.50
59040 Write-Offs	20,893.69	240,000.00	39,367.69	0.00	16.4	200,632.31
59300 Chargeback Expense	5,043.52	25,000.00	5,043.52	0.00	20.2	19,956.48
59405 Tuition Waiver	194,440.63	340,000.00	190,477.63	0.00	56.0	149,522.37
59415 Illinois Veterans Grants	5,842.00	72,000.00	5,842.00	0.00	8.1	66,158.00
59416 Unfunded ING/MIA/POW	0.00	30,000.00	0.00	0.00	.0	30,000.00
59901 Contributions	5,800.00	118,000.00	11,600.00	0.00	9.8	106,400.00
59965 Bank Service Charges	549.80	7,500.00	1,275.26	112.00	18.5	6,112.74
59999 Expense-Other	349.60	5,000.00	349.60	0.00	7.0	4,650.40
	1,293,633.98	13,956,211.00	2,292,404.97	121,461.48	17.3	11,542,344.55
71000 Transfer Out	0.00	85,000.00	0.00	0.00	0.0	85,000.00
01 Education Fund	1,293,633.98	14,041,211.00	2,292,404.97	121,461.48	17.2	11,627,344.55

Richland Community College

ACCOUNT SUMMARY

AUG 1617

Fund: Operations & Maint	Month	Full Year	Year to Date		Pct	Variance
Acct Description	Actual	Budget	Actual	Encumbered		
51100 Administrative Staff Sal	2,718.66	32,624.00	5,437.32	0.00	16.7	27,186.68
51200 Professional/Tech Salary	1,074.70	12,896.00	2,149.40	0.00	16.7	10,746.60
51400 Supervisory Staff Salary	6,754.99	81,059.00	13,509.98	0.00	16.7	67,549.02
51610 F/T Classified Salary	2,183.48	26,202.00	4,366.96	0.00	16.7	21,835.04
51700 Custodial,Maint Stf Sal	9,754.64	125,927.00	20,237.11	0.00	16.1	105,689.89
51918 Overtime Wages	1,485.32	4,000.00	1,485.32	0.00	37.1	2,514.68
52080 SURS-RetireeHealthContri	119.85	1,394.00	235.92	0.00	16.9	1,158.08
52101 Group Medical Ins	7,051.58	72,890.00	13,125.60	0.00	18.0	59,764.40
52102 Group Dental Ins	258.51	2,660.00	477.96	0.00	18.0	2,182.04
52104 Group Life Ins	99.11	1,137.00	189.45	0.00	16.7	947.55
52105 Group LTD Ins	60.71	697.00	116.05	0.00	16.6	580.95
52750 Staff/Family Waivers	0.00	5,500.00	1,032.00	0.00	18.8	4,468.00
53400 Equip Repair/Maint Agree	11,714.27	83,390.00	22,143.69	18,139.54	48.3	43,106.77
53405 Telephone Maint Agree	0.00	2,000.00	0.00	0.00	.0	2,000.00
53410 Custodial Services	945.00	390,780.00	33,676.00	32,967.25	17.1	324,136.75
53415 Security	976.34	9,534.00	1,152.12	7,203.88	87.6	1,178.00
53900 Contractual-Other	3,896.00	14,900.00	3,896.00	2,135.00	40.5	8,869.00
53910 Pest Control	850.50	12,000.00	850.50	9,355.50	85.1	1,794.00
53915 Snow/Grounds	548.80	7,425.00	548.80	0.00	7.4	6,876.20
54101 Office Supplies	29.60	1,000.00	99.11	0.00	9.9	900.89
54104 Maintenance Supplies	1,084.77	88,050.00	1,069.57	9,193.46	11.7	77,866.97
54105 Vehicle Expense	1,354.93	18,600.00	1,354.93	1,438.97	15.0	15,806.10
54107 Wind Turbine Maintenance	75,200.00	5,500.00	75,200.00	81,033.33	2840.6	-150,733.33
54200 Printing	23.30	750.00	47.47	0.00	6.3	702.53
54400 Materials	0.00	750.00	0.00	0.00	.0	750.00
54600 Publications & Dues	60.00	500.00	60.00	0.00	12.0	440.00
54700 Advertising	0.00	100.00	0.00	0.00	.0	100.00
54910 Uniforms	402.03	5,000.00	514.56	1,860.44	47.5	2,625.00
55100 Meeting Expense	0.00	150.00	0.00	0.00	.0	150.00
55150 Registration Fees	0.00	100.00	0.00	0.00	.0	100.00
55200 Travel-In State	0.00	500.00	0.00	0.00	.0	500.00
56100 Facility Rental	10,948.92	133,105.00	21,897.84	111,199.20	100.0	7.96
56200 Equipment Rental	0.00	90,000.00	43,723.51	0.00	48.6	46,276.49
56400 Interest Expense	0.00	6,000.00	3,105.00	0.00	51.8	2,895.00
56600 Install Pymt Lease/Purch	42,505.14	79,880.00	49,172.94	21,778.00	88.8	8,929.06
56750 Property Taxes	0.00	17,400.00	16,327.75	0.00	93.8	1,072.25
57150 Propane	0.00	1,000.00	0.00	0.00	.0	1,000.00
57300 Electricity and Nat Gas	34,584.40	362,890.00	35,587.27	0.00	9.8	327,302.73
57400 Water,Sewage	3,609.81	28,100.00	3,609.81	510.00	14.7	23,980.19
57500 Telephone	4,248.78	37,500.00	5,688.15	2,009.00	20.5	29,802.85
57600 Refuse Disposal	1,449.48	20,480.00	1,449.48	7,610.52	44.2	11,420.00
57700 Telecommunications	0.00	4,200.00	0.00	0.00	.0	4,200.00
58400 Building Improvements	0.00	8,362.00	0.00	0.00	.0	8,362.00
58700 Equipment-Service	0.00	2,075.00	0.00	0.00	.0	2,075.00
	225,993.62	1,799,007.00	383,537.57	306,434.09	38.4	1,109,035.34
71000 Transfer Out	0.00	0.00	0.00	0.00	0.0	0.00
02 Operations & Maint	225,993.62	1,799,007.00	383,537.57	306,434.09	38.4	1,109,035.34

Richland Community College
Expenditure Summary by Cost Center
For the month of August
17% of Fiscal Year 1617

	Budget 1617	** Actual Expended 08/31/2016	** %	Encumbered	*** Unencumbered	**** %
Fund: Education Fund						
Costs for Continuing & Prof Ed						
Automotive-Tech Occ	93,516.00	13,578.89	14.52	.00	79,937.11	85.48
Collision Repair Tech	82,646.00	6,851.08	8.29	.00	75,794.92	91.71
Diesel Med/Hvy Trk Tech	85,108.00	5,984.21	7.03	.00	79,123.79	92.97
Heating,Vent,AC-Tech Occ	82,922.00	4,755.39	5.73	1,688.35	76,478.26	92.23
Welding-Technical Occ	175,818.00	26,257.77	14.93	1,877.20	147,683.03	84.00
Total Continuing & Prof Ed	520,010.00	57,427.34	11.04	3,565.55	459,017.11	88.27
Costs for Office of Academic Svcs						
Honors Program	.00	133.16	.00	.00	-133.16	.00
Online Learning	131,071.00	22,393.47	17.08	54.16	108,623.37	82.87
Academic Success	320,371.00	46,905.03	14.64	475.00	272,990.97	85.21
Math Enrichment Center	78,895.00	10,895.20	13.81	.00	67,999.80	86.19
Total Office of Academic Svcs	530,337.00	80,326.86	15.15	529.16	449,480.98	84.75
Costs for Business and Technology						
Dean-Business/Technology	102,659.00	.00	.00	.00	102,659.00	100.00
Costs for Liberal Arts						
Dean-Liberal Arts	121,648.00	14,958.16	12.30	.00	106,689.84	87.70
Art-Baccalaureate	148,456.00	13,890.32	9.36	.00	134,565.68	90.64
Erlanson Art Gallery	1,200.00	.00	.00	.00	1,200.00	100.00
African Amer Stu-Baccal	66,610.00	10,716.63	16.09	.00	55,893.37	83.91
Engl/Human/Journal-Bacca	821,535.00	90,953.19	11.07	.00	730,581.81	88.93
Foreign Lang-Baccal	89,882.00	5,085.14	5.66	.00	84,796.86	94.34
Music-Baccalaureate	26,500.00	5,452.82	20.58	.00	21,047.18	79.42
Dance-Baccalaureate	1,974.00	115.00	5.83	.00	1,859.00	94.17
Philosophy-Baccalaureate	128,150.00	10,947.53	8.54	.00	117,202.47	91.46
Speech/Forensic/Drama	137,144.00	29,165.65	21.27	.00	107,978.35	78.73
EarlyChildhoodEduc-AAS	89,087.00	4,760.08	5.34	.00	84,326.92	94.66
Education-Baccalaureate	25,566.00	1,285.82	5.03	.00	24,280.18	94.97
History-Baccalaureate	178,226.00	27,837.12	15.62	.00	150,388.88	84.38
Political Sci-Baccal	21,822.00	3,431.72	15.73	.00	18,390.28	84.27
Psychology-Baccalaureate	242,676.00	26,993.53	11.12	.00	215,682.47	88.88
Sociology-Baccalaureate	106,587.00	16,963.45	15.92	.00	89,623.55	84.08
Total Liberal Arts	2,207,063.00	262,556.16	11.90	.00	1,944,506.84	88.10
Costs for Math, Science & Business						
Dean-Math Science Busine	179,840.00	23,613.39	13.13	2,766.68	153,459.93	85.33
Accounting/Business	328,958.00	40,497.80	12.31	.00	288,460.20	87.69
Information Tech-OccTech	240,464.00	21,298.64	8.86	.00	219,165.36	91.14
Office Tech-Bus Occ	10,696.00	3,479.58	32.53	.00	7,216.42	67.47
Drafting/DesignEngineer	70,041.00	4,271.10	6.10	.00	65,769.90	93.90
Math-Baccalaureate	503,982.00	55,499.54	11.01	.00	448,482.46	88.99
Phys Sci/Physic-Baccal	83,896.00	3,758.69	4.48	.00	80,137.31	95.52

Richland Community College
Expenditure Summary by Cost Center
For the month of August
17% of Fiscal Year 1617

	Budget 1617	** Actual Expended ** 08/31/2016	%	Encumbered	*** Unencumbered ***	**** %
General Science	10,873.00	861.59	7.92	.00	10,011.41	92.08
Biology-Baccalaureate	415,865.00	52,941.79	12.73	.00	362,923.21	87.27
Chemistry-Baccalaureate	130,263.00	12,749.85	9.79	.00	117,513.15	90.21
Earth Science-Baccal	20,663.00	1,031.87	4.99	.00	19,631.13	95.01
Economics-Baccalaureate	76,579.00	9,414.92	12.29	.00	67,164.08	87.71
Health Ed/Rec-Baccal	2,842.00	339.90	11.96	.00	2,502.10	88.04
CriminalJustice-Tech Occ	33,374.00	4,267.27	12.79	.00	29,106.73	87.21
Total Math, Science & Busines	2,108,336.00	234,025.93	11.10	2,766.68	1,871,543.39	88.77
Costs for Health Professions						
Dean-Health Professions	197,605.00	32,414.85	16.40	.00	165,190.15	83.60
Allied Health	199,377.00	46,771.35	23.46	300.33	152,305.32	76.39
Human Simulator	79,900.00	6,724.39	8.42	.00	73,175.61	91.58
Radiology Tech-Hlth Occ	223,542.00	42,084.45	18.83	1,749.60	179,707.95	80.39
Surgical Tech-Health Occ	183,735.00	25,139.21	13.68	.00	158,595.79	86.32
Fire Science-Tech Occ	47,893.00	6,424.13	13.41	500.00	40,968.87	85.54
Nursing LPN -Health Occ	151,716.00	8,800.05	5.80	.00	142,915.95	94.20
Health Information Tech	210,434.00	21,242.24	10.09	.00	189,191.76	89.91
AAS Nursing -Health Occ	780,198.00	51,173.75	6.56	467.10	728,557.15	93.38
Total Health Professions	2,074,400.00	240,774.42	11.61	3,017.03	1,830,608.55	88.25
Costs for Workforce Development						
GED-AB & ASE	16,323.00	1,456.83	8.93	.00	14,866.17	91.07
Culinary Arts	226,480.00	32,296.84	14.26	2,820.14	191,363.02	84.49
Engineering-Baccal	26,924.00	3,931.85	14.60	.00	22,992.15	85.40
Horticulture-Bus Occup	136,328.00	17,917.51	13.14	649.00	117,761.49	86.38
Engineering Technology	223,151.00	19,331.48	8.66	38.18	203,781.34	91.32
Total Workforce Development	629,206.00	74,934.51	11.91	3,507.32	550,764.17	87.53
Costs for Student Success						
Admission & Recruitment	236,118.00	30,859.32	13.07	.00	205,258.68	86.93
Advising and Records	278,273.00	43,433.11	15.61	.00	234,839.89	84.39
Counseling Services	192,144.00	36,631.96	19.06	.00	155,512.04	80.94
Career Services	55,532.00	9,259.06	16.67	.00	46,272.94	83.33
Student Engagement	50,240.00	8,399.50	16.72	.00	41,840.50	83.28
Fin Aid & Vet Affairs	263,308.00	51,419.05	19.53	.00	211,888.95	80.47
Student Life	45,764.00	7,626.64	16.67	.00	38,137.36	83.33
Total Student Success	1,121,379.00	187,628.64	16.73	.00	933,750.36	83.27
Costs for Auxiliary Services						
Copy Center	98,246.00	16,320.19	16.61	.00	81,925.81	83.39

Richland Community College
Expenditure Summary by Cost Center
For the month of August
17% of Fiscal Year 1617

	Budget 1617	** Actual Expended ** 08/31/2016	%	Encumbered	*** Unencumbered ***	**** %

Costs for Academic Support-LRC						
LRC Audio Visual	8,300.00	35.91	.43	395.01	7,869.08	94.81
LRC	272,789.00	79,535.08	29.16	29.70	193,224.22	70.83

Total Academic Support-LRC	281,089.00	79,570.99	28.31	424.71	201,093.30	71.54

Costs for Technical Services Supp						
Networking Support	113,582.00	91,708.78	80.74	6,935.00	14,938.22	13.15
Academic Lab Support	57,535.00	3,373.43	5.86	17,315.71	36,845.86	64.04
Technical Services Suprt	240,736.00	40,552.30	16.85	.00	200,183.70	83.15

Total Technical Services Supp	411,853.00	135,634.51	32.93	24,250.71	251,967.78	61.18

Costs for Institutional Support						
VP Student Success	182,755.00	28,002.00	15.32	50.00	154,703.00	84.65
Fairview Park Plaza	25,478.00	3,753.69	14.73	.00	21,724.31	85.27
Clinton Center	25,628.00	4,232.91	16.52	.00	21,395.09	83.48
Administrative Info Syst	372,435.00	221,772.10	59.55	.00	150,662.90	40.45
VP Economic Development	130,269.00	23,118.54	17.75	.00	107,150.46	82.25
Board of Trustees	43,000.00	3,178.18	7.39	.00	39,821.82	92.61
Presidents Office	450,191.00	110,916.12	24.64	2,166.05	337,108.83	74.88
Business Office	343,213.00	55,028.69	16.03	240.00	287,944.31	83.90
Vice Pres Fin & Admin	102,636.00	16,971.74	16.54	.00	85,664.26	83.46
VP Academic Services	241,471.00	40,175.10	16.64	600.00	200,695.90	83.11
General Expenses	385,440.00	33,183.13	8.61	10,892.83	341,364.04	88.56
Copiers	33,000.00	5,682.09	17.22	41,270.31	-13,952.40	-42.28
Graphics	112,380.00	19,687.15	17.52	.00	92,692.85	82.48
Marketing	249,498.00	27,093.63	10.86	27,780.53	194,623.84	78.01
Employee Relations	500.00	.00	.00	.00	500.00	100.00
Human Resources	158,692.00	28,854.51	18.18	.00	129,837.49	81.82
Institutl Effectiveness	85,541.00	13,822.56	16.16	350.60	71,367.84	83.43
Faculty/Staff Developmt	1,000.00	880.00	88.00	.00	120.00	12.00
Foundation & Development	221,506.00	46,122.44	20.82	.00	175,383.56	79.18

Total Institutional Support	3,164,633.00	682,474.58	21.57	83,350.32	2,398,808.10	75.80

Costs for Scholarship and Waivers						
Waivers	682,000.00	235,687.32	34.56	.00	446,312.68	65.44
Chargeback	25,000.00	5,043.52	20.17	.00	19,956.48	79.83

Total Scholarship and Waivers	707,000.00	240,730.84	34.05	.00	466,269.16	65.95

Transfer Out	85,000.00	.00	.00	.00	85,000.00	100.00

Total Education Fund	14,041,211.00	2,292,404.97	16.33	121,411.48	11,627,394.55	82.81

Richland Community College
 Expenditure Summary by Cost Center
 For the month of August
 17% of Fiscal Year 1617

	Budget 1617	** Actual Expended ** 08/31/2016	%	Encumbered	*** Unencumbered ***	****
						%
Fund: Operations & Maint						
Costs for Maintenance						
Renovations / Remodeling	8,362.00	.00	.00	.00	8,362.00	100.00
Maintenance	362,331.00	61,886.21	17.08	33,582.95	266,861.84	73.65
Custodial	369,000.00	28,945.20	7.84	.00	340,054.80	92.16
Grounds	34,900.00	5,763.15	16.51	21,778.00	7,358.85	21.09
Security	15,663.00	2,847.38	18.18	7,203.88	5,611.74	35.83
College Vehicle	18,600.00	1,354.93	7.28	1,438.97	15,806.10	84.98
Utilities	382,430.00	111,899.25	29.26	87,927.13	182,603.62	47.75
Administration O & M	246,126.00	71,848.01	29.19	.00	174,277.99	70.81
Clinton Center O&M	121,955.00	30,253.62	24.81	66,836.72	24,864.66	20.39
Fairview Plaza O&M	67,250.00	10,953.84	16.29	48,002.45	8,293.71	12.33
CSI Building O&M	3,760.00	1,328.80	35.34	1,964.24	466.96	12.42
Macon Co Soil & Water Bd	67,880.00	46,660.74	68.74	577.50	20,641.76	30.41
Sequestration Bldg O&M	22,730.00	2,188.83	9.63	.00	20,541.17	90.37
Workforce Development Ct	78,020.00	7,607.61	9.75	4,155.00	66,257.39	84.92
Total Maintenance	1,799,007.00	383,537.57	21.32	273,466.84	1,142,002.59	63.48
Total Operations & Maint	1,799,007.00	383,537.57	21.32	273,466.84	1,142,002.59	63.48

Richland Community College
 Expenditure Summary by Cost Center
 For the month of August
 17% of Fiscal Year 1617

	Budget 1617	** Actual Expended ** 08/31/2016	** %	Encumbered	*** Unencumbered ***	**** %
	-----	-----	-----	-----	-----	-----
Fund: Oper & Maint Restricted						
Renovations / Remodeling	630,900.00	385.50	.06	1,003.50	629,511.00	99.78
Total Oper & Maint Restricted	630,900.00	385.50	.06	1,003.50	629,511.00	99.78
Fund: Bond & Interest Fund						
Costs for Bond and Interest						
Bond & Interest	3,295,596.00	.00	.00	.00	3,295,596.00	100.00
Total Bond & Interest Fund	3,295,596.00	.00	.00	.00	3,295,596.00	100.00

Richland Community College
Expenditure Summary by Cost Center
For the month of August
17% of Fiscal Year 1617

	Budget 1617	** Actual Expended ** 08/31/2016	%	Encumbered	*** Unencumbered ***	**** %
Fund: Auxiliary Enterprises						
Costs for Continuing & Prof Ed						
Credit	288,498.00	48,242.55	16.72	20,000.00	220,255.45	76.35
NonCredit	239,225.00	45,350.41	18.96	779.04	193,095.55	80.72
Continuing&ProfEdAdmin	147,822.00	30,570.45	20.68	.00	117,251.55	79.32
Total Continuing & Prof Ed	675,545.00	124,163.41	18.38	20,779.04	530,602.55	78.54
Costs for Auxiliary Services						
Child Care Services	195,431.00	25,496.56	13.05	4,193.47	165,740.97	84.81
Theatre Productions	1,500.00	5.79	.39	.00	1,494.21	99.61
CulinaryRestaurant	56,600.00	8,653.73	15.29	.00	47,946.27	84.71
Coffee House	54,000.00	4,792.08	8.87	4,014.57	45,193.35	83.69
Culinary Events	2,900.00	.00	.00	.00	2,900.00	100.00
Garden Center Ag/Hort	27,025.00	746.90	2.76	.00	26,278.10	97.24
Fitness Center	44,850.00	7,250.39	16.17	.00	37,599.61	83.83
Outdoor Exposition SpcEv	66,425.00	10,651.90	16.04	.00	55,773.10	83.96
Copy Center	71,000.00	7,563.41	10.65	9,918.98	53,517.61	75.38
Total Auxiliary Services	519,731.00	65,160.76	12.54	18,127.02	436,443.22	83.97
Total Auxiliary Enterprises	1,195,276.00	189,324.17	15.84	38,906.06	967,045.77	80.91

Richland Community College
Expenditure Summary by Cost Center
For the month of August
17% of Fiscal Year 1617

	Budget 1617	** Actual Expended ** 08/31/2016	%	Encumbered	*** Unencumbered ***	**** %
Fund: Restricted Purposes Fd						
Costs for Grants						
Heating,Vent,AC-Tech Occ	.00	.00	.00	1,026.84	-1,026.84	.00
Online Learning	.00	1,493.25	.00	.00	-1,493.25	.00
Biology-Baccalaureate	.00	101.06	.00	.00	-101.06	.00
Horticulture-Bus Occup	.00	212.44	.00	.00	-212.44	.00
Engineering Technology	.00	.00	.00	940.07	-940.07	.00
Student Services Records	23,321.50	3,166.43	13.58	.00	20,155.07	86.42
Career Services	3,334.00	3,333.33	99.98	.00	.67	.02
Fin Aid & Vet Affairs	54,648.00	.00	.00	.00	54,648.00	100.00
Coffee House	.00	264.00	.00	.00	-264.00	.00
LRC	10,000.00	8,497.13	84.97	.00	1,502.87	15.03
Business Office	.00	1,195.44	.00	.00	-1,195.44	.00
Faculty/Staff Developmt	9,500.00	3,256.15	34.28	.00	6,243.85	65.72
Foundation & Development	4,500.00	82.50	1.83	.00	4,417.50	98.17
Renovations / Remodeling	15,000.00	139.58	.93	.00	14,860.42	99.07
Grant-Administration	190,637.00	35,597.03	18.67	.00	155,039.97	81.33
Grant-Non-Administration	.00	1,939.76	.00	.00	-1,939.76	.00
Grants-Training	4,100.00	1,939.74	47.31	.00	2,160.26	52.69
Grant-SupportServices	149,400.00	2,674.76	1.79	.00	146,725.24	98.21
Instruction-Other	104,651.00	7,474.59	7.14	.00	97,176.41	92.86
Student Servs-Counseling	39,524.27	24,188.54	61.20	.00	15,335.73	38.80
CommunityService	210,047.05	15,243.32	7.26	12,441.57	182,362.16	86.82
Student Activities	103,557.00	31,011.20	29.95	7,528.45	65,017.35	62.78
Sequestration Proj	76,020.00	15,784.82	20.76	1,517.33	58,717.85	77.24
Instruction	90,287.00	283.01	.31	1,820.45	88,183.54	97.67
Total Grants	1,088,526.82	157,878.08	14.50	25,274.71	905,374.03	83.17
Costs for Financial Aid						
Illinois Veterans Grant	100,000.00	6,366.00	6.37	.00	93,634.00	93.63
Post 9/11 Veterans Grant	120,000.00	13,007.00	10.84	.00	106,993.00	89.16
FoundationsScholarships	575,000.00	5,937.38	1.03	.00	569,062.62	98.97
Trade Recovery Act Aid	5,000.00	3,261.20	65.22	.00	1,738.80	34.78
Direct Loans	1,450,000.00	39,491.00	2.72	.00	1,410,509.00	97.28
PELL	4,200,000.00	509,196.63	12.12	.00	3,690,803.37	87.88
Federal Work Study	.00	181.50	.00	.00	-181.50	.00
SEOG	53,202.00	.00	.00	.00	53,202.00	100.00
MAP	112,542.00	112,542.00	100.00	.00	.00	.00
Workforce Investment Sol	300,000.00	-6,213.50	-2.07	.00	306,213.50	102.07
IL National Guard Grant	20,000.00	.00	.00	.00	20,000.00	100.00
Total Financial Aid	6,935,744.00	683,769.21	9.86	.00	6,251,974.79	90.14
Total Restricted Purposes Fd	8,024,270.82	841,647.29	10.49	25,274.71	7,157,348.82	89.20

Richland Community College
Expenditure Summary by Cost Center
For the month of August
17% of Fiscal Year 1617

	Budget 1617	** Actual Expended 08/31/2016	** %	Encumbered	*** Unencumbered	**** %
Fund: Working Cash Fund						
Transfer Out	5,000.00	.00	.00	.00	5,000.00	100.00
Total Working Cash Fund	5,000.00	.00	.00	.00	5,000.00	100.00
Fund: Trust & Agency Fund						
Costs for Trust and Agency						
YouthLeadershipInstitute	2,900.00	468.95	16.17	.00	2,431.05	83.83
College Fair	3,900.00	.00	.00	.00	3,900.00	100.00
Total Office of Academic Srvc	6,800.00	468.95	6.90	.00	6,331.05	93.10
Club Expenses	76,100.00	12,975.74	17.05	543.20	62,581.06	82.24
Total Trust & Agency Fund	82,900.00	13,444.69	16.22	543.20	68,912.11	83.13
Fund: Audit Fund						
Costs for Institutional Support						
Business Office	16,033.00	2,701.37	16.85	.00	13,331.63	83.15
Costs for Audit						
Audit	45,200.00	10,000.00	22.12	35,200.00	.00	.00
Contingency	24,480.00	.00	.00	.00	24,480.00	100.00
Total Audit Fund	85,713.00	12,701.37	14.82	35,200.00	37,811.63	44.11
Fund: Liab,Protect,Settle						
Liab Protection & Settle	1,592,438.00	282,100.73	17.72	241,625.86	1,068,711.41	67.11
Total Liab,Protect,Settle	1,592,438.00	282,100.73	17.72	241,625.86	1,068,711.41	67.11

Richland Community College
 Bills Presented for Ratification
 AUG 1617

Vendor Name	Function	Object	Invoice Amount	Educational Fund	O & M Fund	Other Fund
AST Inc	Club Expenses	Publications & Dues	180.00			180.00
AT&T	Utilities	Telephone	750.07		750.07	
AT&T	Fairview Plaza O&M	Telephone	23.29		23.29	
AT&T	Utilities	Telephone	670.54		670.54	
AT&T	Fairview Plaza O&M	Telephone	178.73		178.73	
AT&T	CommunityService	Telephone	149.38			149.38
AT&T	Utilities	Telephone	619.48		619.48	
AT&T	CommunityService	Telephone	93.44			93.44
AT&T	Utilities	Telephone	777.94		777.94	
AT&T Long Distance	Utilities	Telephone	180.02		180.02	
AVI Systems	Renovations / Remodel	Equipment-Instruction	5,547.11			5,547.11
AcuPrint Inc dba AP Technology	Administrative Info S	Admin Computer-Maint	795.00	795.00		
Advanced Disposal Services	Utilities	Refuse Disposal	1,296.20		1,296.20	
Airweld Industrial Gases	Welding-Technical Occ	Instructional Supplie	446.28	446.28		
Altorfer Inc	Maintenance	Equip Repair/Maint Ag	1,418.00		1,418.00	
AmerenIP	Macon Co Soil & Water	Electricity and Nat G	321.63		321.63	
AmerenIP	Utilities	Electricity and Nat G	264.44		264.44	
AmerenIP	Utilities	Electricity and Nat G	27.36		27.36	
AmerenIP	Utilities	Telephone	64.78		64.78	
AmerenIP	Sequestration Bldg O&	Electricity and Nat G	529.68		529.68	
AmerenIP	Clinton Center O&M	Electricity and Nat G	331.54		331.54	
AmerenIP	Fairview Plaza O&M	Electricity and Nat G	270.65		270.65	
AmerenIP	Clinton Center O&M	Electricity and Nat G	78.75		78.75	
AmerenIP	Utilities	Electricity and Nat G	135.68		135.68	
AmerenIP	Utilities	Electricity and Nat G	444.91		444.91	
AmerenIP	Utilities	Electricity and Nat G	90.97		90.97	
AmerenIP	Utilities	Electricity and Nat G	5,704.83		5,704.83	
AmerenIP	Fairview Plaza O&M	Electricity and Nat G	82.13		82.13	
AmerenIP	Macon Co Soil & Water	Electricity and Nat G	83.68		83.68	
AmerenIP	Workforce Development	Electricity and Nat G	39.50		39.50	
Aramark - AUS St Louis MC Lockbo	Maintenance	Uniforms	37.51		37.51	
Aramark - AUS St Louis MC Lockbo	Maintenance	Uniforms	37.51		37.51	
Aramark - AUS St Louis MC Lockbo	Maintenance	Uniforms	37.51		37.51	
Aramark - AUS St Louis MC Lockbo	Maintenance	Uniforms	37.51		37.51	
Aramark Corporation	Child Care Services	Meals	941.60			941.60
Arbico Organics	Garden Center Ag/Hort	Materials	13.20			13.20
Arbico Organics	Garden Center Ag/Hort	Materials	55.90			55.90
Arbico Organics	Garden Center Ag/Hort	Materials	26.40			26.40
Arbico Organics	Garden Center Ag/Hort	Materials	13.20			13.20
Arbico Organics	Garden Center Ag/Hort	Materials	13.20			13.20
Arbico Organics	Garden Center Ag/Hort	Materials	13.20			13.20
Arbico Organics	Garden Center Ag/Hort	Materials	26.40			26.40
Arbico Organics	Garden Center Ag/Hort	Materials	26.40			26.40
Arbico Organics	Garden Center Ag/Hort	Materials	13.20			13.20
Arbico Organics	Garden Center Ag/Hort	Materials	13.20			13.20
Arbico Organics	Garden Center Ag/Hort	Materials	26.40			26.40
Arbico Organics	Garden Center Ag/Hort	Materials	26.40			26.40
Arbico Organics	Garden Center Ag/Hort	Materials	13.20			13.20
Arbico Organics	Garden Center Ag/Hort	Materials	13.20			13.20
Architectural Expressions LLP	Renovations / Remodel	Building Improvements	385.50			385.50
Area Disposal Service Inc	Clinton Center O&M	Refuse Disposal	63.28		63.28	
		PAGE TOTALS	23,390.33	1,241.28	14,598.12	7,550.93

Richland Community College
 Bills Presented for Ratification
 AUG 1617

Vendor Name	Function	Object	Invoice Amount	Educational Fund	O & M Fund	Other Fund
Arthur J Gallagher Risk Services	Liab Protection & Set	General Insurance	5,389.00			5,389.00
Arthur J Gallagher Risk Services	Liab Protection & Set	General Insurance	784.00			784.00
Arthur J Gallagher Risk Services	Liab Protection & Set	General Insurance	6,185.00			6,185.00
Assoc of Community College Trust	Presidents Office	Recruitment	376.08	376.08		
BearMail Co	General Expenses	Postage	2,069.17	2,069.17		
Beck's Studio		Inventory-CentralStor	30.00	30.00		
Bodine Electric Inc	Liab Protection & Set	Computer Software	363.44			363.44
BrickStreet Mutual Insurance	Liab Protection & Set	General Insurance	5,544.00			5,544.00
Broussard, Suzanne R	NonCredit	Instructional Supplie	3.99			3.99
Busey Bank	Macon Co Soil & Water	Install Pymt Lease/Fu	40,351.90		40,351.90	
CC Fire Equipment Co Inc	Maintenance	Equip Repair/Maint Ag	513.00		513.00	
CC Fire Equipment Co Inc	Maintenance	Equip Repair/Maint Ag	821.50		821.50	
CDS Leasing	Copiers	Equipment Rental	407.02	407.02		
CDS Leasing	Copiers	Equipment Rental	550.33	550.33		
CDS Leasing	Copiers	Equipment Rental	294.00	294.00		
CDS Leasing	Copiers	Equipment Rental	124.00	124.00		
CDS Leasing	Copiers	Equipment Rental	94.50	94.50		
CDS Leasing	Copiers	Equipment Rental	155.69	155.69		
CDS Leasing	Copiers	Equipment Rental	150.00	150.00		
CDS Leasing	Copiers	Equipment Rental	139.77	139.77		
CDS Leasing	Copiers	Equipment Rental	117.00	117.00		
CDS Leasing	Copiers	Equipment Rental	194.00	194.00		
CDS Office Technologies	Copiers	Printing	836.02	836.02		
CDS Office Technologies	Copiers	Printing	16.30	16.30		
CDS Office Technologies	Copiers	Printing	690.18	690.18		
CDS Office Technologies	Copiers	Printing	537.08	537.08		
CDS Office Technologies	Copiers	Printing	54.80	54.80		
COE	Grant-Administration	Postage	3,250.00			3,250.00
Chicago Hearing Society	Academic Success	Interpreter Salary	1,212.00	1,212.00		
Christy-Foltz Inc	Maintenance	Contractual-Other	3,342.00		3,342.00	
City of Clinton Water Department	Clinton Center O&M	Water,Sewage	21.44		21.44	
City of Decatur		Accrued Sales Tax	64.67			64.67
City of Decatur		Accrued Sales Tax	13.14			13.14
City of Decatur IL	Fairview Plaza O&M	Water,Sewage	42.20		42.20	
City of Decatur IL	Utilities	Water,Sewage	950.42		950.42	
City of Decatur IL	Sequestration Bldg O&	Water,Sewage	163.31		163.31	
City of Decatur IL	CSI Building O&M	Water,Sewage	80.35		80.35	
City of Decatur IL	Macon Co Soil & Water	Water,Sewage	152.80		152.80	
City of Decatur IL	Fairview Plaza O&M	Water,Sewage	87.82		87.82	
City of Decatur IL	Utilities	Water,Sewage	1,232.88		1,232.88	
City of Decatur IL	Utilities	Water,Sewage	334.06		334.06	
City of Decatur IL	Utilities	Water,Sewage	349.72		349.72	
City of Decatur IL	Utilities	Water,Sewage	194.81		194.81	
Cole, Jerry	CommunityService	Telephone	50.00			50.00
Cole, Jerry	CommunityService	Travel-In State	18.26			18.26
Cole, Jerry	CommunityService	Travel-In State	38.66			38.66
Cole, Jerry	CommunityService	Travel-In State	43.57			43.57
Comcast	Fairview Plaza O&M	Telephone	144.85		144.85	
Comcast	LRC Audio Visual	Materials	35.91	35.91		
		PAGE TOTALS	78,614.64	8,083.85	48,783.06	21,747.73

Richland Community College
 Bills Presented for Ratification
 AUG 1617

Vendor Name	Function	Object	Invoice Amount	Educational Fund	O & M Fund	Other Fund
Comcast	Fairview Plaza O&M	Telephone	154.35		154.35	
Connie's Country Greenhouse	Garden Center Ag/Hort	Materials	420.00			420.00
Consociate Group	Human Resources	Contractual-Other	273.00	273.00		
Constellation NewEnergy Gas Divi	Utilities	Electricity and Nat G	19.39		19.39	
Constellation NewEnergy Gas Divi	Utilities	Electricity and Nat G	121.30		121.30	
Constellation NewEnergy Gas Divi	Macon Co Soil & Water	Electricity and Nat G	5.54		5.54	
Credo Reference Limited	LRC	Publications & Dues	3,894.00	3,894.00		
Crews, Denise,, Dr	VP Academic Services	Telecommunications	60.00	60.00		
DeBose Consulting	Credit	Contractual-Other	560.00			560.00
DeWitt County Collector	Clinton Center O&M	Property Taxes	7,574.50		7,574.50	
Decatur Civic Center	Marketing	Advertising	115.00	115.00		
Decatur Public Transit	General Expenses	Expense-Other	460.00	460.00		
Department of Veterans Affairs		Misc Scholarship Clea	427.00	427.00		
Don's Paint Company	Maintenance	Maintenance Supplies	39.82		39.82	
Don's Paint Company	Maintenance	Maintenance Supplies	47.30		47.30	
Dynagraphics Inc	Dean-Liberal Arts	Printing	35.05	35.05		
Dynagraphics Inc	Academic Success	Printing	35.05	35.05		
Dynagraphics Inc	VP Student Success	Printing	35.05	35.05		
Dynagraphics Inc	CulinaryRestaurant	Printing	54.91			54.91
Dynagraphics Inc	Presidents Office	Office Supplies	476.80	476.80		
Dynagraphics Inc	Presidents Office	Printing	35.05	35.05		
EDC of Decatur & Macon County	General Expenses	Publications & Dues	2,500.00	2,500.00		
Elan Corporate Payment Systems		Credit Card Pmt Clear	17,627.98	17,627.98		
Ellis, Stu	Horticulture-Bus Occu	Copy Center Net Costs	75.00	75.00		
Enterprise	Presidents Office	Recruitment	599.72	599.72		
Evergreen FS-Stephens #24	College Vehicle	Vehicle Expense	1,239.27		1,239.27	
Evergreen FS-Stephens #24	Credit	Vehicle Expense	429.33			429.33
Evergreen FS-Stephens #24	Credit	Vehicle Expense	380.10			380.10
Evergreen FS-Stephens #24	Credit	Vehicle Expense	320.03			320.03
Fairview Park Plaza LLC	Fairview Plaza O&M	Facility Rental	4,615.92		4,615.92	
Firm Systems		Fees Pass Thru Backgr	10.00	10.00		
FirstEnergy Solutions	Utilities	Electricity and Nat G	22.83		22.83	
FirstEnergy Solutions	Sequestration Bldg O&	Electricity and Nat G	395.84		395.84	
FirstEnergy Solutions	Macon Co Soil & Water	Electricity and Nat G	241.29		241.29	
FirstEnergy Solutions	Fairview Plaza O&M	Electricity and Nat G	204.47		204.47	
FirstEnergy Solutions	Utilities	Electricity and Nat G	202.76		202.76	
FirstEnergy Solutions	Workforce Development	Electricity and Nat G	2,458.74		2,458.74	
FirstEnergy Solutions	Fairview Plaza O&M	Electricity and Nat G	213.69		213.69	
Fought, Patrick W	Clinton Center O&M	Custodial Services	157.50		157.50	
Fought, Patrick W	Clinton Center O&M	Custodial Services	157.50		157.50	
Fought, Patrick W	Clinton Center O&M	Custodial Services	157.50		157.50	
Fought, Patrick W	Clinton Center O&M	Custodial Services	157.50		157.50	
Franczek Radelet	Board of Trustees	Legal Services-Admin	5,777.20	5,777.20		
Frontier	Clinton Center O&M	Telephone	141.76		141.76	
G F I Digital	Sequestration Proj	Printing	147.61			147.61
G F I Digital	Sequestration Proj	Printing	149.78			149.78
Garratt-Callahan Co	Maintenance	Maintenance Supplies	4,729.80		4,729.80	
Gist, Kelsey B		Revenue-Misc/OtherSou	70.26	70.26		
Goodman, Vivian T	CommunityService	Travel-In State	69.12			69.12
		PAGE TOTALS	58,095.61	32,506.16	23,058.57	2,530.88

Richland Community College
 Bills Presented for Ratification
 AUG 1617

Vendor Name	Function	Object	Invoice Amount	Educational Fund	O & M Fund	Other Fund
Goodman, Vivian T	CommunityService	Travel-In State	94.28			94.28
Goodman, Vivian T	CommunityService	Telephone	90.00			90.00
Grainger Inc	Maintenance	Maintenance Supplies	80.08		80.08	
Greg Hahn Heating and Air Condit	Workforce Development	Equip Repair/Maint Ag	120.00		120.00	
Greg Hahn Heating and Air Condit	Maintenance	Equip Repair/Maint Ag	828.46		828.46	
Greg Hahn Heating and Air Condit	Workforce Development	Equip Repair/Maint Ag	231.10		231.10	
Grey, Thomas	NonCredit	Contractual-Other	600.00			600.00
Grey, Thomas	NonCredit	Contractual-Other	320.00			320.00
Grey, Thomas	NonCredit	Contractual-Other	400.00			400.00
Grimm, Susan	Radiology Tech-Hlth O	Travel-In State Milea	194.40	194.40		
Hanover Insurance Group Co	Liab Protection & Set	General Insurance	5,891.70			5,891.70
Hanover Insurance Group Co	Liab Protection & Set	General Insurance	3,143.10			3,143.10
Hanover Insurance Group Co	Liab Protection & Set	General Insurance	28,284.90			28,284.90
Hanover Insurance Group Co	Liab Protection & Set	General Insurance	5,203.78			5,203.78
Hoelting & Co	Culinary Arts	Instructional Supplie	73.35	73.35		
Hoelting & Co	Culinary Arts	Instructional Supplie	101.78	101.78		
Houchen Bindery Ltd	LRC	Printing	135.95	135.95		
ICCCFO	Business Office	Registration Fees	100.00	100.00		
IL Dept of Ag Bureau of Evnir Pr	Garden Center Ag/Hort	Registration Fees	65.00			65.00
Illinois Century Network	Networking Support	Telecommunications	700.00	700.00		
Illinois Century Network	Networking Support	Telecommunications	765.00	765.00		
Illinois Dept of Empl Security		Accrued Unemployment	51,947.60			51,947.60
InterWest Moving & Storage	Presidents Office	Recruitment	11,960.20	11,960.20		
Jan Master Cleaning Services Inc	Outdoor Exposition Sp	Custodial Services	173.25			173.25
Jan Master Cleaning Services Inc	Custodial	Custodial Services	27,000.00		27,000.00	
Jan Master Cleaning Services Inc	Custodial	Custodial Services	2,016.00		2,016.00	
Jan Master Cleaning Services Inc	Macon Co Soil & Water	Custodial Services	450.00		450.00	
Jan Master Cleaning Services Inc	Sequestration Bldg O&	Custodial Services	1,100.00		1,100.00	
Jan Master Cleaning Services Inc	Workforce Development	Custodial Services	1,850.00		1,850.00	
Jan Master Cleaning Services Inc	Outdoor Exposition Sp	Contractual-Other	31.50			31.50
Jason's Lawn Care	Clinton Center O&M	Snow/Grounds	320.00		320.00	
Johnson, Debra Lynn	Marketing	Specialities	355.57	355.57		
Johnson, Debra Lynn	Marketing	Advertising	752.50	752.50		
KONE Inc	Maintenance	Equip Repair/Maint Ag	337.13		337.13	
KONE Inc	Maintenance	Equip Repair/Maint Ag	337.13		337.13	
Keystone Homes	Clinton Center O&M	Facility Rental	6,333.00		6,333.00	
Larrick, David S	Sequestration Proj	Materials	117.18			117.18
Lee Enterprises Inc	Presidents Office	Recruitment	334.95	334.95		
Lee Enterprises Inc	Marketing	Advertising	2,015.10	2,015.10		
Lee Enterprises Inc	Human Resources	Advertising	249.00	249.00		
Lee Enterprises Inc	Human Resources	Advertising	150.00	150.00		
MR Systems Wirless	Clinton Center O&M	Telephone	164.85		164.85	
MRE Benefit Admin Systems		Group Insurance	25,435.38	25,435.38		
MRE Benefit Admin Systems		Health Insurance	170,177.76	170,177.76		
Macon County Circuit Clerk		Wage Garnishment Orde	500.00	500.00		
Macon County Collector	Grounds	Property Taxes	550.65		550.65	
Macon County Collector	Grounds	Property Taxes	93.53		93.53	
Macon County Collector	Grounds	Property Taxes	534.57		534.57	
Macon County Honor Guard		Other Current Obligat	630.00			630.00
		PAGE TOTALS	353,339.73	214,000.94	42,346.50	96,992.29

Richland Community College
 Bills Presented for Ratification
 AUG 1617

Vendor Name	Function	Object	Invoice Amount	Educational Fund	O & M Fund	Other Fund
Main Street Church of the	CommunityService	Facility Rental	150.00			150.00
Main Street Church of the	CommunityService	Facility Rental	250.00			250.00
Mangle Management Systems	Presidents Office	Recruitment	130.00	130.00		
Mangle Management Systems	Sequestration Proj	Meals	564.00			564.00
Manufacturing Skill Standards Co	Credit	Instructional Supplie	80.00			80.00
Manufacturing Skill Standards Co	Credit	Instructional Supplie	40.00			40.00
Marquis Beverage Service	Coffee House	Instructional Supplie	339.75			339.75
Marquis Beverage Service	Coffee House	Instructional Supplie	46.89			46.89
May Cocagne & King P C	Audit	Audit Services	10,000.00			10,000.00
Mazzotti Services	Club Expenses	Materials	150.00			150.00
Menard Inc	Maintenance	Maintenance Supplies	35.91		35.91	
Mid-America Advertising MidWest	Marketing	Advertising	250.00	250.00		
MidAmerica Tire & Performance	College Vehicle	Vehicle Expense	13.95		13.95	
Midland Paper Company	Copy Center	Materials	29.10			29.10
Midland Paper Company	Copy Center	Materials	290.99			290.99
Midland Paper Company	Copy Center	Materials	499.86			499.86
Midwest Fiber Inc of Decatur	Utilities	Refuse Disposal	90.00		90.00	
Millikin University	Chemistry-Baccalaurea	Contractual-Other	7,372.00	7,372.00		
Minitab Inc	Academic Lab Support	Computer Software	1,499.00	1,499.00		
NACUBO	Business Office	Publications & Dues	250.00	250.00		
NASFAA	Fin Aid & Vet Affairs	Publications & Dues	1,549.00	1,549.00		
Napa Auto Parts	College Vehicle	Vehicle Expense	21.76		21.76	
National Safety Council	NonCredit	Publications & Dues	150.00			150.00
National Safety Council	NonCredit	Instructional Supplie	818.77			818.77
Neuhoff Media Decatur	Marketing	Advertising	310.00	310.00		
Neuhoff Media Decatur	Marketing	Advertising	310.00	310.00		
Neuhoff Media Decatur	Marketing	Advertising	310.00	310.00		
Neuhoff Media Decatur	Marketing	Advertising	310.00	310.00		
Neuhoff Media Decatur	Marketing	Advertising	310.00	310.00		
Newman & Ullman Inc		Inventory-CentralStor	175.00	175.00		
Niemann Foods	Culinary Arts	Instructional Supplie	17.94	17.94		
Niemann Foods	Culinary Arts	Instructional Supplie	53.73	53.73		
Niemann Foods	Culinary Arts	Instructional Supplie	50.67	50.67		
Niemann Foods	Culinary Arts	Instructional Supplie	10.84	10.84		
Niemann Foods	Culinary Arts	Instructional Supplie	21.56	21.56		
Niemann Foods	Culinary Arts	Instructional Supplie	69.13	69.13		
Niemann Foods	Culinary Arts	Instructional Supplie	42.93	42.93		
Niemann Foods	Culinary Arts	Instructional Supplie	25.97	25.97		
Niemann Foods	Culinary Arts	Instructional Supplie	9.28	9.28		
Niemann Foods	Culinary Arts	Instructional Supplie	20.76	20.76		
Niemann Foods	Culinary Arts	Instructional Supplie	192.16	192.16		
North Country Business Products	Chargeback	Chargeback Expense	3,571.50	3,571.50		
Northern Power Systems Inc	Utilities	Wind Turbine Maintena	75,200.00		75,200.00	
Office Depot Inc		Inventory-CentralStor	387.46	387.46		
Office Max		Inventory-CentralStor	224.32	224.32		
Oliver, Brooke D	Radiology Tech-Hlth O	Travel-In State Milea	311.04	311.04		
Orv Graham Radio Advertising Bro	Marketing	Advertising	240.00	240.00		
Parkland College	Chargeback	Chargeback Expense	1,472.02	1,472.02		
Parkland College	Chargeback	Chargeback Expense	7,684.45	7,684.45		
		PAGE TOTALS	115,951.74	27,180.76	75,361.62	13,409.36

Richland Community College
 Bills Presented for Ratification
 AUG 1617

Vendor Name	Function	Object	Invoice Amount	Educational Fund	O & M Fund	Other Fund
Pearson Higher Ed Order Dept	Academic Success	Contractual-Other	347.00	347.00		
Per Mar Security & Research Corp	Security	Security	143.06		143.06	
Per Mar Security & Research Corp	Liab Protection & Set	Security	3,433.31			3,433.31
Per Mar Security & Research Corp	Security	Security	151.06		151.06	
Per Mar Security & Research Corp	Security	Security	8.28		8.28	
Per Mar Security & Research Corp	Liab Protection & Set	Security	198.72			198.72
Per Mar Security & Research Corp	Liab Protection & Set	Security	3,625.33			3,625.33
Per Mar Security & Research Corp	Security	Security	168.09		168.09	
Per Mar Security & Research Corp	Security	Security	163.70		163.70	
Per Mar Security & Research Corp	Liab Protection & Set	Security	3,928.66			3,928.66
Per Mar Security & Research Corp	Liab Protection & Set	Security	4,034.03			4,034.03
Per Mar Security & Research Corp	Security	Security	168.29		168.29	
Per Mar Security & Research Corp	Liab Protection & Set	Security	4,038.78			4,038.78
Pharmacy Technician Certificatio		Fees Pass Thru Nursin	129.00	129.00		
Poland's Inc	CSI Building O&M	Equip Repair/Maint Ag	780.45		780.45	
Pride Cleaners	Culinary Arts	Contractual-Other	36.12	36.12		
Pride Cleaners	Culinary Arts	Contractual-Other	36.12	36.12		
Pride Cleaners	Culinary Arts	Contractual-Other	55.47	55.47		
Pride Cleaners	Culinary Arts	Contractual-Other	43.86	43.86		
Quincy Compressor	Workforce Development	Equip Repair/Maint Ag	840.00		840.00	
RCC Bookstore	Credit	Instructional Supplie	1,522.56			1,522.56
RCC Bookstore	Presidents Office	Recruitment	14.32	14.32		
RCC-Foundation		Credit Card Clearing	25.00	25.00		
RCC-Foundation		Revenue-Misc/OtherSou	25.00	25.00		
RCC-Foundation		Richland Foundation	114.66	114.66		
Reliance Standard		Life Insurance	3,234.49	3,234.49		
Reliance Standard		LTD Insurance	1,981.92	1,981.92		
Reliance Standard		Supplemental Life Ins	1,577.33	1,577.33		
Respondus Inc	Academic Lab Support	Computer Software	1,695.00	1,695.00		
Rexx Battery of Decatur Inc	College Vehicle	Vehicle Expense	79.95		79.95	
Richardson, Sara Louise		Other Rec-Employees	2,200.00	2,200.00		
Robert's Sysco Inc	Child Care Services	Snacks and Milk	58.20			58.20
Robert's Sysco Inc	Child Care Services	Snacks and Milk	44.90			44.90
Robert's Sysco Inc	Child Care Services	Snacks and Milk	58.20			58.20
Robert's Sysco Inc	Child Care Services	Snacks and Milk	66.20			66.20
Robert's Sysco Inc	Culinary Arts	Instructional Supplie	749.98	749.98		
Robert's Sysco Inc	Culinary Arts	Instructional Supplie	30.75	30.75		
Robert's Sysco Inc	Culinary Arts	Instructional Supplie	23.40	23.40		
Robert's Sysco Inc	Culinary Arts	Instructional Supplie	1,169.95	1,169.95		
Robert's Sysco Inc	Culinary Arts	Instructional Supplie	1,139.77	1,139.77		
Robert's Sysco Inc	Culinary Arts	Instructional Supplie	94.10	94.10		
Robert's Sysco Inc	Culinary Arts	Instructional Supplie	579.48	579.48		
Robert's Sysco Inc	Culinary Arts	Instructional Supplie	199.90	199.90		
Robert's Sysco Inc	Culinary Arts	Instructional Supplie	632.02	632.02		
Robert's Sysco Inc	Child Care Services	Snacks and Milk	117.00			117.00
Robert's Sysco Inc	Coffee House	Instructional Supplie	203.97			203.97
Rush Truck Leasing	Grounds	Install Pymt Lease/Pu	2,177.80		2,177.80	
Rutherford Photo Video	Outdoor Exposition Sp	Materials	500.00			500.00
Ruyle Mechanical Services Inc	Maintenance	Equip Repair/Maint Ag	2,885.00		2,885.00	
		PAGE TOTALS	45,530.18	16,134.64	7,565.68	21,829.86

Richland Community College
 Bills Presented for Ratification
 AUG 1617

Vendor Name	Function	Object	Invoice Amount	Educational Fund	O & M Fund	Other Fund
S J Smith Company Inc	Welding-Technical	Occ Instructional Supplie	114.48	114.48		
S J Smith Company Inc	Welding-Technical	Occ Instructional Supplie	99.00	99.00		
S J Smith Company Inc	Welding-Technical	Occ Instructional Supplie	99.00	99.00		
S J Smith Company Inc	Welding-Technical	Occ Instructional Supplie	99.00	99.00		
SHRM	Human Resources	Publications & Dues	190.00	190.00		
Sam's Club Direct	Instruction-Other	Instructional Supplie	35.76			35.76
Sam's Club Direct	NonCredit	Materials	467.59			467.59
Sam's Club Direct	Renovations / Remodel	Instructional Supplie	79.98			79.98
Sam's Club Direct	Human Resources	Maintenance Supplies	48.84	48.84		
Scherer, Michael	Presidents Office	Meeting Expense	250.00	250.00		
Scott Fisher Enterprises Inc	Maintenance	Pest Control	656.25		656.25	
Scott Fisher Enterprises Inc	Fairview Plaza O&M	Pest Control	36.75		36.75	
Scott Fisher Enterprises Inc	Macon Co Soil & Water	Pest Control	52.50		52.50	
Scott Fisher Enterprises Inc	Workforce Development	Pest Control	105.00		105.00	
Secretary of State	Credit	Instructional Supplie	50.00			50.00
Secretary of State	Credit	Instructional Supplie	-50.00			-50.00
Secretary of State	Credit	Instructional Supplie	50.00			50.00
Secretary of State	Credit	Instructional Supplie	50.00			50.00
Secretary of State	Credit	Instructional Supplie	50.00			50.00
Shippers Rental Inc	Credit	Equipment Rental	2,000.00			2,000.00
Shippers Rental Inc	Credit	Equipment Rental	2,000.00			2,000.00
Showcard Studio	Marketing	Advertising	227.50	227.50		
SimplexGrinnell LP	Maintenance	Contractual-Other	554.00		554.00	
Something Fun & Different Entert	Club Expenses	Contractual-Other	1,280.00			1,280.00
Southern Wine & Spirits	CulinaryRestaurant	Instructional Supplie	815.34			815.34
Standard Chair of Gardner	Faculty/Staff Develop	Employee Recognition	880.00	880.00		
State Fire Marshal	CSI Building O&M	Equip Repair/Maint Ag	75.00		75.00	
State Fire Marshal	Maintenance	Maintenance Supplies	700.00		700.00	
State Universities Retirement		SURS 8%	36,918.64	36,918.64		
State Universities Retirement		SURS 8%	1,773.83	1,773.83		
State Universities Retirement		SURS 8%	4,408.84	4,408.84		
State Universities Retirement		SURSRetiremtInstallPu	168.50	168.50		
Striglos Office Equipment	Culinary Arts	Materials	11.40	11.40		
Striglos Office Equipment	NonCredit	Materials	7.68			7.68
Striglos Office Equipment	Presidents Office	Materials	9.42	9.42		
Sunbelt	Academic ServicesSupp	Equipment Rental	1.62			1.62
Svendsen Florists Inc	Presidents Office	Office Supplies	50.00	50.00		
Symphony Orchestra Guild of	Marketing	Advertising	150.00	150.00		
The College Agency	Club Expenses	Contractual-Other	320.00			320.00
The Omni Group	General Expenses	Bank Service Charges	8.00	8.00		
USA Clean Inc	Maintenance	Maintenance Supplies	35.75		35.75	
United Graphics Inc	Continuing&ProfEdAdmi	Advertising	5,335.75			5,335.75
United Way of Decatur/Macon Cnty		United Way	115.67	115.67		
Valdez, Cristobal O	Presidents Office	Recruitment	2,039.52	2,039.52		
Valdez, Cristobal O	Presidents Office	Telecommunications	125.00	125.00		
Valdez, Cristobal O	Presidents Office	Meals	15.04	15.04		
Verizon Wireless	Utilities	Telephone	339.17		339.17	
Verizon Wireless	Presidents Office	Telecommunications	337.48	337.48		
Verizon Wireless	Utilities	Telephone	238.42		238.42	
PAGE TOTALS			63,425.72	48,139.16	2,792.84	12,493.72

Richland Community College
 Bills Presented for Ratification
 AUG 1617

Vendor Name	Function	Object	Invoice Amount	Educational Fund	O & M Fund	Other Fund
Voices for All LLC	NonCredit	Contractual-Other	58.80			58.80
Wal-Mart	Child Care Services	Snacks and Milk	88.83			88.83
Wallender-Dedman Printing Inc	Marketing	Specialities	1,265.00	1,265.00		
Wood Printing Service-DO NOT USE	Club Expenses	Printing	518.95			518.95
World Point ECC Inc	Credit	Instructional Supplie	465.30			465.30
World Point ECC Inc	Credit	Instructional Supplie	465.30			465.30
World Point ECC Inc	Credit	Instructional Supplie	101.77			101.77
Xerox Corp	Copy Center	Install Pymt Lease/Pu	194.99			194.99
Xerox Corp	Copy Center	Install Pymt Lease/Pu	307.11			307.11
Xerox Corp	Copy Center	Install Pymt Lease/Pu	2,307.74			2,307.74
Xerox Corp	Copy Center	Printing	175.81			175.81
Xerox Corp	Copy Center	Equipment Rental	1,065.07			1,065.07
Xerox Corporation	Copiers	Equipment Rental	171.36	171.36		
emsi		Other Receivables	6,666.67	6,666.67		
emsi	Career Services	Computer Software	3,333.33			3,333.33
Student Refunds			6,686.50	6,686.50		
		PAGE TOTALS	23,872.53	14,789.53	0.00	9,083.00
		AP GRAND TOTAL	762,220.48	362,076.32	214,506.39	185,637.77

ITEMS FROM THE BOARD

EXECUTIVE SESSION

Executive Session- September 20, 2016

MOTION FOR CLOSED SESSION

I move that the Board enter into closed session in accordance with 5 ILCS 120/2. (c) (1) "The appointment, employment, compensation, discipline, performance, or dismissal of specific employees of Richland Community College...."

Richland Community College is in compliance with Public Act 93-0523, requiring the tape or video recording of all executive sessions.

ADJOURNMENT