





# BOARD OF TRUSTEES

August 16, 2016

REGULAR MEETING 5:30 P.M. | RICHLAND COMMUNITY COLLEGE ROOM NS121



Richland Community College 

One College Park | Decatur, Illinois 62521 | 217.875.7200 | richland.edu

RICHLAND COMMUNITY COLLEGE  
DISTRICT NO. 537  
BOARD OF TRUSTEES REGULAR MEETING

August 16, 2016

AGENDA

**The Vision:** To be the premier source for education, workforce training, partnerships, and economic development.

**College Mission:** To provide innovative educational environments, opportunities, and experiences that enable individuals, communities, and the region to grow, thrive, and prosper.

**Core Values:** Commitment, Respect, Excellence, Accountability, and Diversity

- I. Convening of the Regular Meeting – 5:30 p.m.
  - A. Call to Order
  - B. Roll Call
- II. ***Minutes of the Regular Meeting on July 19, 2016***
- III. Appearance of Citizens and Introduction of Guests
- IV. Written Communications
  - College Activities Report
  - Personnel Update
- V. Special Reports
  - A. Report of the President
    1. College Spotlight – College Readiness Alignment Outcomes – Andy Hynds and Rick Tomlinson
    2. Construction Report
    3. Program Review Summary – Teena Zindel - McWilliams
  - B. Report of ICCTA
  - C. Report of Student Trustee

D. Agreements/Contracts authorized and signed by Dr. Novak

VI. Consent Agenda (PINK COLOR)

A. ***Charge – Back***

1. Gracie Majeres – Massage Therapy – AAS – Parkland College – Summer 2016 term through Spring 2017 term
2. Raymond Wertz – Ag. Business: Precision Ag. Tech. – AAS – Parkland College – Fall 2016 term through Summer 2017 term
3. Molly Hampton – Ag. Business: Grain Merchandising and Management – AAS – Parkland College – Fall 2016 term through Summer 2017 term

VII. New Business (IVORY COLOR)

A. ***Custodial Service Contract***

VIII. Board Policies, Proposals, and Changes (YELLOW COLOR)

A. ***Section 5 – General Polices – 5.3 Sexual and Other Harassment – Third/Final Reading***

IX. Financial Report (GREEN COLOR)

A. ***Treasurer’s Report and Financial Statement (WHITE COLOR)***

B. ***Bills for Ratification***

X. Items from the Board

XI. Executive Session (IVORY COLOR)

XII. Adjournment

***Bold and Italics Denotes Action Items***

**JANUARY 2016**

**Reports**

**Consent Agenda**

**College Legal  
Contractual  
Agreements**

**New Business**

**FEBRUARY 2016**

**Reports**

**Consent Agenda**

**New Business**

Recommendations for  
Tenure

Recommendation for  
Approval of Fees

**Strategic Plan  
Priorities**

**MARCH 2016**

**Reports**

**Consent Agenda**

**New Business**

Recommendations for  
Faculty Promotions in  
Rank

Recommendation to Grant  
Professor Emeritus Status

Recommendation to Grant  
Staff Emeritus Status

Recommendation for  
Professional Leave

Recommendation for  
Approval of Tuition

**APRIL 2016**

**Tenure and Promotion  
Recognition Dinner**

**Student Government  
Election Results**

**Report from Board  
Secretary regarding  
Election of Student  
Trustee**

**Seating of New  
Student Trustee**

**Reports**

**MAY 2016**

**Reorganization of  
Board of Trustees**

**Reports**

**Consent Agenda**

**New Business**

Tentative Budget

**Other**

RCC Commencement

**ICCTA Lobby Day**

**JUNE 2016**

**Public Hearing for Budget**

**Reports**

Strategic Plan Quarterly  
Report

**Consent Agenda**

**New Business**

**Resolution Adopting  
Budget**

Compliance with Prevailing  
Wage Act

State Capital Funding  
Request

**Resolution Transferring  
Earnings**

**Review of Minutes of  
Previous Executive  
Sessions**

**JULY 2016**

**Reports**

**Consent Agenda**

Other

**AUGUST 2016**

**Reports**

Institutional year Book  
Program Review  
Presentation

**Consent Agenda**

**SEPTEMBER 2016**

**Reports**

**Consent Agenda**

Annual Foundation  
Board Meeting

**OCTOBER 2016**

**Reports**

**Consent Agenda**

**Distribution of audit  
Reports – RCC &  
Brush College, LLC**

Strategic Plan Quarterly  
Update

**NOVEMBER 2016**

**Reports**

Audit Presentation

**Consent Agenda**

**Calendar of Regular  
Meeting of Board of  
Trustees**

Old Business

**Financial Report**

**DECEMBER 2016**

**Reports**

**Consent Agenda**

**Old Business**

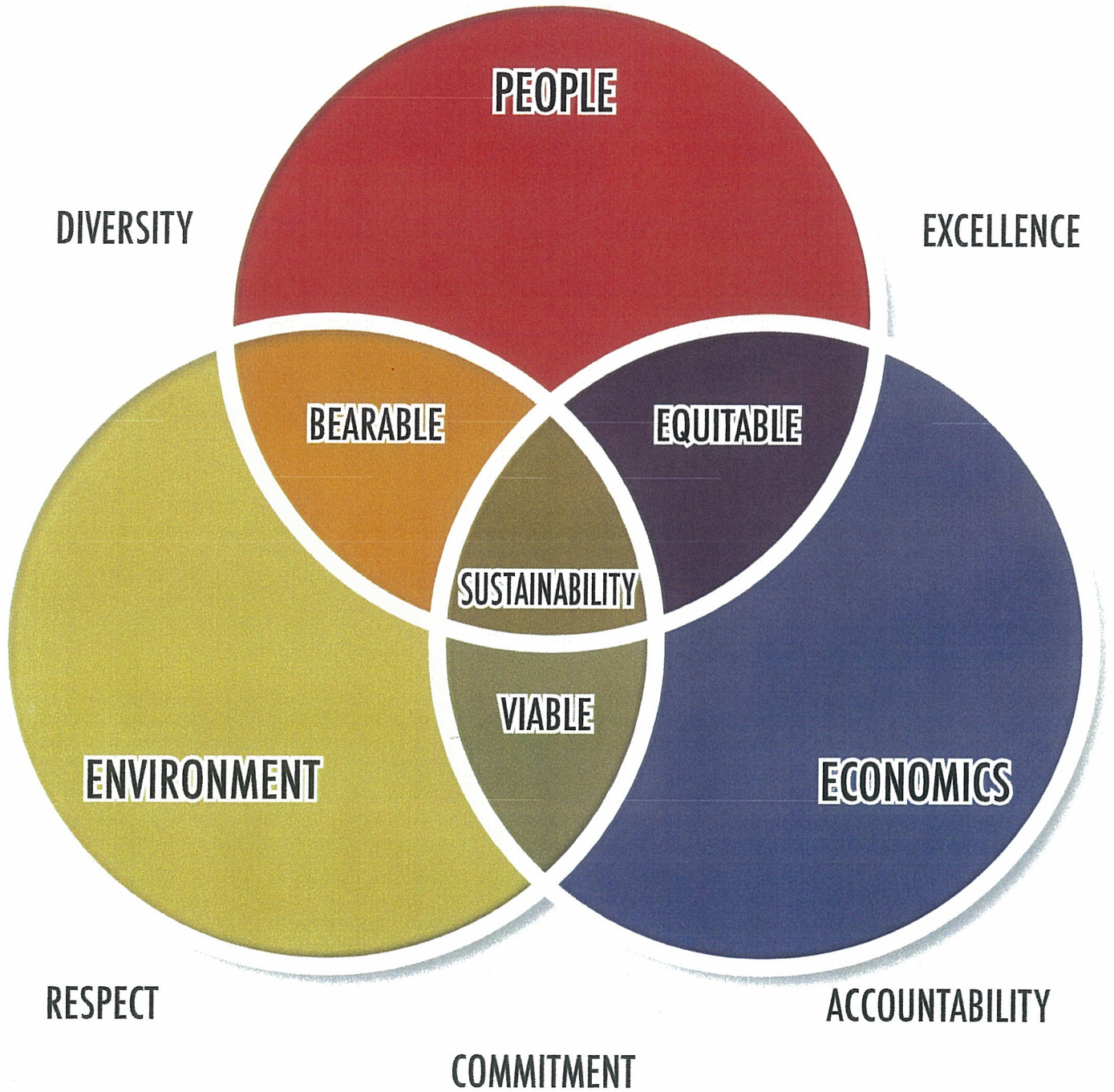
**Resolution for Fiscal  
Year Tax Levy**

**Review of Minutes of  
Previous Executive  
Sessions**

Winter Board Retreat

Strategic Plan Priorities  
Results Report

# PRINCIPLES OF SUSTAINABILITY



# Richland Community College Strategic Plan 2015 - 2018

## College Vision

To be the Premier Source for Education, Workforce Training, Partnerships, and Economic Development.

## College Mission

The mission of Richland Community College is to provide innovative educational environments, and opportunities, and experiences that enable individuals, communities, and the region to grow, thrive, and prosper.

## Core Values

Commitment  
Respect  
Excellence  
Accountability  
Diversity

## Strategic Plan

### Goal 1: Elevate Teaching and Learning Standards

- Strategy A: Utilize Richland's Cross Disciplinary Outcomes process to assess student learning.
- Strategy B: Demonstrate the assessment of program student learning outcomes.
- Strategy C: Engage faculty and staff in program review using the established process.
- Strategy D: Enhance teaching and learning through faculty development opportunities.
- Strategy E: Deploy innovative instructional delivery and assessment systems.
- Strategy F: Expand project-based and other career-focused learning experiences for students.

### Goal 2: Foster Student Success and Completion

- Strategy A: Engage in activities that improve the college and career readiness of Richland students.
- Strategy B: Advance a comprehensive Strategic Enrollment Management process and completion agenda.
- Strategy C: Engage students in the holistic development of educational pathways.
- Strategy D: Implement student success strategies to address progress expectations and identified momentum points.
- Strategy E: Establish robust student support systems including proactive advising and work-based career-focused experiences.

### Goal 3: Create and Advance Workforce Development Partnerships

- Strategy A: Discover common workforce needs and opportunities to strengthen community relationships.
- Strategy B: Identify and implement new career and technical education programs of study and workforce development programs reflecting community economic development initiatives.
- Strategy C: Actively engage in legislative and government relations that serve to further Richland's mission.
- Strategy D: Proactively secure opportunities for media to highlight the vast portfolio of offerings available to District residents.
- Strategy E: Facilitate workforce and economic development opportunities through business incubator and other entrepreneurial training.
- Strategy F: Successfully fulfill the design, development and delivery of a new school of business integrated curriculum.

### Goal 4: Ensure a Sustainable Organization

- Strategy A: Align and empower employee strengths that benefit the institution in meeting strategic goals.
- Strategy B: Optimize human, economic, and environmental expenses with available revenue.
- Strategy C: Balance the physical environment to connect to the College principles of sustainability.
- Strategy D: Identify and secure alternative revenue streams.
- Strategy E: Align facility utilization with established program needs.

L2 Division/Department/Area Balanced Scorecards

L1 Institutional Balanced Scorecard

Annual Priorities

Dashboard

Implementation and Performance

Public Accountability

Implementation and Performance

Public Accountability

<http://www.richland.edu/effectiveness/strategicplan>

## 2016 Richland Community College Strategic Plan Priorities

---

### Goal 1: Elevate Teaching and Learning Standards.

**Strategy A:** Utilize Richland's Cross Disciplinary Outcomes process to assess student learning.

1. Complete evaluation of oral communication artifacts.
2. Complete rubric for assessment of Technology Proficiency.

**Strategy B:** Demonstrate the assessment of program student learning outcomes.

1. Assess progress of program student learning outcomes by transitioning to a focus on data collection, analysis, and planned improvements.

**Strategy C:** Engage faculty and staff in the program review using the established process.

1. Increase faculty and program staff involvement in program reviews scheduled for FY16 by ICCB.
2. Continue implementation of CIP Team 2-15A, *Instructional Delivery and Program Optimization*, recommendations.

**Strategy D:** Enhance teaching and learning through faculty development opportunities.

1. Establish process to assess participation.
2. Complete professional development plans.

**Strategy E:** Deploy innovative instructional delivery and assessment systems.

1. Increase the number of students using alternative pathways to credit-level coursework and follow up with students using co-requisite model for persistence and retention.
2. Ensure the English Bridge Program curriculum emphasizes the elements of effective first-year writing/college-level English writing requirements.
3. Provide and analyze benchmark data from the high school Math 098 pilot.
4. Establish one STEM content discipline to align with a high school.

**Strategy F:** Expand project-based learning and other career-focused learning experiences for students.

1. Establish a professional development plan for faculty around project-based learning.
- 

### Goal 2: Foster Student Success and Completion.

**Strategy A:** Engage in activities that improve the college and career readiness of Richland students.

1. Initiate pathway alignment evaluation for core disciplines such as English, Communications and Math.

**Strategy B:** Advance a comprehensive Strategic Enrollment Management process and completion agenda.

1. Promote and evaluate intentional scheduling efforts (i.e., stream scheduling, Transfer Academy, Clinton scheduling, night academy, etc.) to determine next steps.
2. Benchmark and track enrollment patterns to two identified target student populations (e.g., aged 25-29, developmental education, online).
3. Reinforce enrollments through targeted marketing activities in underserved areas.

**Strategy C:** Engage students in the holistic development of educational pathways.

1. Evaluate enrollment pipeline to identify potential opportunities for improvement related to persistence and retention of Richland students.
2. Continue implementation of CIP Team 2-15B, *Student Driven Scheduling*, recommendations.

**Strategy D:** Implement student success strategies to address progress expectations and identified momentum points.

1. Create promotions throughout the year that encourage applications for scholarships and strengthen connections to scholarship donors, students and parents.
2. Write 6-7 new scholarship agreements that support students with financial need.
3. Implement new FAFSA rules.
4. Expand additional bridge programming for adult education students.
5. Update, increase and promote articulation agreements with partnering educational institutions.

**Strategy E:** Establish robust student support systems including proactive advising and work-based career-focused experiences.

1. Promote career services offerings through faculty and class presentations.
  2. Implement the internship tracking modules of College Central Network.
- 

### **Goal 3: Create and Advance Workforce Development Partnerships.**

**Strategy A:** Discover common workforce needs and opportunities to strengthen community relationships.

1. Track advisory committee meetings and develop list of advisory committee recommendations.
2. Conduct 2-3 on-campus activities and 2 off-campus engagement activities to reconnect alumni to Richland.
3. Maintain, add and update contact information for Richland alumni.
4. Seek out and implement innovative ideas to further research and development for Richland and Richland students.
5. Develop partnerships for utilization of Progress City USA and enhance utilization of facilities to increase revenue.
6. Expand CCUS partnership with U.S. Department of Energy.

**Strategy B:** Identify and implement new career and technical education programs of study and workforce development programs reflecting community economic development initiatives.

1. Develop and deploy CTE curriculum model pilot that aligns college courses with employer needs. Develop 2 additional pathways.
2. Expand STEAM (Science, Technology, Engineering, Arts, Math) activities with K-12 partners.
3. Implement Advisory Board for Carroll School of Business.
4. Implement national AATP marketing/recruitment partnership to establish food technology industry-cluster with the goal of securing a new business tenant in AATP within 24 months.
5. Participate, as 1 of 5 community colleges, in Midwest Community College Agriculture Consortium with USDA and NCGA to sponsor a research activity at RCC/AATP in FY17.

**Strategy C:** Actively engage in legislative and government relations that serve to further Richland's mission.

1. Reinforce Richland's role as a leader in broader public policy debate.
2. Maintain an open dialogue with elected officials regarding significant priorities, activities and decisions of the College.
3. Advocate on behalf of the community college system's agenda.
4. Utilize the collective expertise of elected officials to create new opportunities for Richland.
5. Participate in Economic Development Corporation and Greater Decatur Chamber of Commerce activities to increase Richland visibility regarding program and learning resources.

**Strategy D:** Proactively secure opportunities for media to highlight the vast portfolio of offerings available to District residents.

1. Strengthen press releases and stories promoting opportunities and events at the College.
2. Enhance monthly radio segments.
3. Enhance social media opportunities in promotion.
4. Highlight faculty and student awards and recognitions.

**Strategy E:** Facilitate workforce and economic development opportunities through business incubator and entrepreneurial training.

1. Implement Richland/National Foodworks Services, LLC, Memorandum of Understanding (Local Illinois Food Entrepreneurship (LIFE) Program).
2. Expand market for Richland coffee blends in conjunction with community business partnerships.
3. Identify economic development services to be offered by Richland.

**Strategy F:** Successfully fulfill the design, development and delivery of a new school of business integrated curriculum.

1. Complete canvassing of foundations and corporations of gift prospects to support the Carroll School of Business.
  2. Continue implementation of design and development of the Carroll School of Business.
- 

## **Goal 4: Ensure a Sustainable Organization.**

**Strategy A:** Align and empower employee strengths that benefit the institution in meeting strategic goals.

1. Conduct a successful Presidential Search utilizing ACCT's process.

**Strategy B:** Optimize human, economic and environmental expenses with available revenue.

1. Develop a balanced budget within the constraints of limited resources by the June Board of Trustees' meeting.
2. Review and modify the College's Health Insurance Benefit Program by benefit choice period to reduce costs for the College and staff.
3. Enhance existing reporting for financial data.
4. Review and modify procedures in purchasing, travel and cash management to ensure efficient use of College resources.
5. Develop strategies to increase the operating fund balance.
6. Analyze feasibility of continuing scholarship programs.

**Strategy C:** Balance the physical environment to connect to the College principles of sustainability.

1. Develop AASHE Sustainability Plan.
2. Implement and evaluate training protocols enabling the College to meet the requirements outlined in the Crisis Management Plan for implementation by August opening of the academic year.

**Strategy D:** Identify and secure alternative revenue streams.

1. Seek three new grants that further Richland's mission and add to existing revenue streams.
2. Develop new and broaden existing revenue streams by building creative and entrepreneurial partnerships with foundations, corporations, government sources and private donors.

**Strategy E:** Align facility utilization with established program needs.

1. Continue to work with the CBD, BLDD and contractors for efficient project management through completion of the Student Success Center project (pending release of state funds).
2. Develop process for measurement and implementation of facility utilization.

**CONVENING OF THE REGULAR MEETING**

**MINUTES OF THE REGULAR MEETING ON JULY 19, 2016**

**MINUTES OF BOARD OF TRUSTEES REGULAR MEETING  
DISTRICT NO. 537  
RICHLAND COMMUNITY COLLEGE**

**July 19, 2016**

**CONVENING OF THE MEETING**

Call to Order The regular meeting was called to order at 5:30 p.m. Tuesday, July 19, 2016, in E181 by Chairman Campbell. Chairman Campbell also recited the College Vision, Mission, and Core Values.

Roll Call

Trustees Present: Bruce Campbell, Tom Ritter, Dale Colee, Dr. David Coopridner, Bishop Wayne Dunning, Ashley Ronda

Trustees Absent: Dr. Larry Osborne, Randy Prince

Also present: Dr. Charles Novak and other staff members

**MINUTES OF PREVIOUS MEETING**

The minutes of the regular meeting of June 21, 2016, had been distributed to the Board prior to this meeting.

**Dr. Coopridner moved to approve the minutes of the regular meeting of June 21, 2016. Ritter seconded. Voice vote being all ayes, Chairman Campbell declared the motion carried.**

**APPEARANCE OF CITIZENS AND INTRODUCTION OF GUESTS**

Dr. Novak welcomed Chris Lusvardi from the Herald and Review

**WRITTEN COMMUNICATIONS**

- A letter was received from the U.S. Department of Transportation thanking Dr. Novak and Richland Community College for supporting the East Beltway project.

College Activities Report:

- College Closed – July 29
- August 5 – Cromwell Radio, Talk 101 begins at 7:10 a.m.
- Saturday Produce Market every Saturday from 8:00 a.m. - noon and continues through October 2016
- August 13 – Saturday Registration – 10:00 a.m. – 2:00 p.m. – Workforce Development Institute

- August 9 – WHOW 1520AM – “Around Central Illinois” – 8:40 a.m. – 9:00 a.m. and Pharmacy Facts with Friends – WSOY 1340AM – 5:00 p.m.
- August 16 – Board of Trustees Meeting – located in E181 at 5:30 p.m.
- August 15 – Fall Semester Convocation – 3:00 p.m. – 4:00 p.m. – Shilling Auditorium
- August 17 – New Employee Reception – 2:00 p.m. – 2:45 p.m. – Shilling Lobby

## Personnel Update

### Retirements, Resignations, and Terminations

- Hannah Templin – Teacher Assistant – Part-time, Early Childhood Development Center, effective June 8, 2016
- Hannah MacKenzie – Administrative Assistant – Part-time, Decatur Community Partnership, effective June 16, 2016
- Jacque Manicki – Enrollment Advocate – Full-time, Student Success, effective June 16, 2016
- Christine Nein – Child Care Teacher – Part-time, Early Childhood Development Center, effective July 14, 2016

### Changes

- Dr. John Cordulack – Interim Dean, Liberal Arts, effective June 16, 2016
- Prem Chandra – Financial Aid Specialist, Student Success, effective July 1, 2016
- Lori McKenzie – Administrative Assistant, Liberal Arts, effective July 1, 2016

## **SPECIAL REPORTS**

### **REPORT OF THE PRESIDENT**

1. Greg Florian, Vice President of Finance and Administration, presented the Construction Report.
2. Dr. Novak reported to the Board of Trustees about the Stop Gap Funding from the State of Illinois and brought them up-to-date on the status of Excelon in Clinton, Illinois.

### **REPORT OF ICCTA**

Dale Colee reported that the next ICCTA meeting will be held in Springfield on September 9 and 10.

### **REPORT OF STUDENT TRUSTEE**

Student Trustee Ashley Ronda reported on the upcoming events at Richland Community College. The activities are listed in the board book.

### **AGREEMENTS/CONTRACTS AUTHORIZED BY THE PRESIDENT FOR THE MONTH OF MAY**

Dr. Novak signed a renewal of the transfer agreement between the College of Agricultural, Consumer, and Environmental Sciences at the University of Illinois at Urbana – Champaign and Richland Community College.

### **CONSENT AGENDA**

A recommendation to approve Dr. John Cordulack be appointed Interim Dean, Liberal Arts, effective July 16, 2016.

A recommendation to approve the Charge-back for Morgan Calvert – Veterinary Technology – Parkland College – 2016 Fall Term through 2017 Summer Term.

**Dr. Coopriider moved to approve the consent agenda items as presented. Bishop Dunning seconded. Roll call vote being all ayes, Chairman Campbell declared the motion carried.**

### **NEW BUSINESS**

#### **PRESIDENT'S EMPLOYEMENT AGREEMENT**

A recommendation was made to the Board of Trustees to approve the President's Employment Agreement.

**Ritter moved to approve the President's Employment Agreement. Colee seconded. Roll call vote being all ayes, Chairman Campbell declared the motion carried.**

#### **WIND TURBINE REPAIR**

A recommendation was made to the Board of Trustees to authorize the Expenditure of \$150,400.00 from Restricted Funds for the repair and replacement of the generator in the wind turbine.

**Colee moved to approve the recommendation that the Board of Trustees authorize the Expenditure of \$150,400.00 from Restricted Funds for the repair and replacement of the generator in the wind turbine. Dr. Coopriider seconded. Roll Call vote being all ayes, Chairman Campbell declared the motion carried.**

## **OLD BUSINESS**

### **TRUSTEES SCHOLARS AND HONORS OPPORTUNITES PROGRAM**

Information was presented to the Board of Trustees describing the enhancement of the new program.

### **LEADWELL CENTER FOR HEALTH AND WELLNESS HEALTHCARE SERVICES**

Information was presented to the Board of Trustees regarding the LeadWell Corporate Health and Wellness Program. It was recommended that the Board direct the Administration to negotiate and enter into a one year contract for the LeadWell Program with HSHS of Springfield, Illinois, with the fixed and variable costs and services, as presented.

**Colee moved to approve the recommendation that the Board direct the Administration to negotiate and enter into a one year contract for the LeadWell Program with HSHS of Springfield, Illinois with the fixed and variable costs and services. Dr. Cooperider seconded. Roll call vote being all ayes, Chairman Campbell declared the motion carried.**

### **GOAL 4: ENSURE A FINANCIALLY STUSTAINABLE ORGNAIZATION**

Information was presented to the Board of Trustees regarding the Strategic Plan Goal 4.

### **BOARD POLICIES, PROPOSALS, AND CHANGES**

Board Policy 5.3 – Sexual and Other Forms of Harassment was present for the second reading.

Policy revisions have been presented to appropriate departments responsible for implementation and other College committees, including the Diversity Committee and the Institutional Effectiveness Group where they continue to be reviewed. In addition, Cabinet has reviewed the revisions.

## **FINANCIAL REPORT**

### **BILLS PAYABLE**

The June 2016 Treasurer's Report and Financial Statement were presented to and discussed with the Board.

A list of bills paid in the amount of \$789,881.51 for June 2016 was distributed to the Board prior to the meeting.

**Bishop Dunning moved to ratify the June bills paid and approve the Financial Statement subject to audit. Dr. Coopriider seconded. Roll call vote being all ayes, Chairman Campbell declared the motion carried.**

#### **ITEMS FROM THE BOARD**

Chairman Campbell thanked Teena Zindel-McWilliams and Chris Lusvardi from the Herald and Review for the nice article covering the Carroll Center for Business.

Chairman Campbell thanked Dr. Novak for all he has done as Interim President of Richland Community College for the last five months.

#### **EXECUTIVE SESSION**

**Dr. Coopriider moved to enter into closed session in accordance with 5 ILCS 120/2. (c) (1) "The appointment, employment, compensation, discipline, performance, or dismissal of specific employees of Richland Community College. Bishop Dunning seconded. Voice vote being all ayes, Chairman Campbell declared the motion carried.**

Meeting convened into closes session at 7:10 p.m.

Meeting reconvened into open session at 7:45 p.m.

#### **ADJOURNMENT**

**Bishop Dunning moved and Colee seconded to adjourn the meeting at 7:46 p.m.**

---

Dr. David Coopriider, Secretary

## **APPEARANCE OF CITIZENS AND INTRODUCTION OF GUESTS**


## WRITTEN COMMUNICATIONS

**National Association of Retired & Veteran Railway Employees, Inc.**

**N.A.R.V.R.E. Unit #77, Decatur, Illinois**

3494 E. Fulton Ave,  
Decatur, IL 62521-4548

**President: R. C. Smith**  
**Vice President: Rose Mattix**  
**Secretary /Treasurer: Carol Sincebaugh**  
**Head Sound Technician: Larry Grunert**  
**Corresponding Secretary: Phyllis Grunert**  
**Email: NARVRE@GMAIL.COM**



**Program Director:**  
**Registrar: Jack McKinney**  
**Legislative Rep.: Dave Hahn**  
**Chief Fund Raisers: Phoebe Lashmet & Rose Mattix**  
**WEBSITE: [www.narvre.org](http://www.narvre.org)**

**National Office**  
**6819 Crumpler Blvd, Ste 200**  
**Olive Branch, MS 38654-1940**  
**Phone: 800-551-2588**

July 20, 2016

Richland Community College  
One College Park  
Decatur, IL. 62521  
ATTN: MS. JACKIE HAGAN:

Dear Jackie:

On behalf of NARVRE Unit 77, Retired Railroaders, please permit me to express to YOU our sincere Thanks and deep Appreciation for obtaining speakers for our functions. We are very grateful to You and to R.C.C. . You have provided some outstanding speakers and we appreciate it more than words can convey.

We are looking forward to having Janilyn Koher on September 7th at 10:30 at the Royal International Buffet on S. Mt. Zion Road.

Again Jackie, Thank You for your kindness and help. Best Wishes.

Respectfully,

A handwritten signature in dark ink, appearing to read 'R.C. Smith', written over a horizontal line.

R.C. Smith, President, Unit 77

Encl;

Dear Rickland Community College,

Last year, you provided 1,040 pounds of food for Decatur Catholic Charities' Food Pantry from your Dine United proceeds. That's several individuals mouths fed! On behalf of Decatur Catholic Charities, United Way thanks you, and we hope you continue with Dine United this year 😊

Thanks!

TO: Cristobal Valdez  
FROM: Lisa Gregory, <sup>File</sup> Executive Director, Public Information & Chief of Staff  
DATE: August 2, 2016  
SUBJECT: College Activities Report

Please find attached the *Richland Community College Activities Report* for the current month and a preview of next month. The *Activities Report* is meant to provide information on items of College-wide and community interest and to spotlight the variety of activities and events in which the College is engaged.

## August

- August 22 First Day of Fall Semester Classes
- August 24 Students Welcome Back Picnic – Back Quad  
11:00 a.m. – 1:00 p.m.
- August 26 Engagement Fair  
11:00 a.m. – 1 p.m. – Mueller Student Center  
Students showcase what clubs are available for membership on campus.
- August 27 Saturday Classes Begin

## September

- September 2 Cromwell Radio, Talk 101  
7:10 a.m. – Trustees, students, and employees are invited to tune into Cromwell Radio, Talk 101, the first Friday of each month at 7:30 a.m. and listen to a highlight of the Saturday Produce Market.
- September 3,10, 17 Saturday Produce Market  
8:00 a.m. – Noon – National Sequestration Education Center  
The Richland Student Farms will host a fresh produce market every Saturday morning through October 2016.
- September 5 Labor Day (College Closed)
- September 9 Constitution/Citizenship Day  
This day commemorates the September 17, 1787, signing of the United States Constitution. Each educational institution that receives Federal funds for a fiscal year provides an educational program about the U.S. Constitution for its students.
- September 13 WHOW 1520AM, "Around Central Illinois"  
8:40 a.m. – 9:00 a.m. - Trustees, students, and employees are invited to tune into WHOW, 1520AM, the second Tuesday of each month and listen to highlights featuring students and faculty or events.
- September 13 Pharmacy Facts with Friends, Richland Community College Night  
5:00 p.m. – Trustees, students, and employees are invited to tune into Neuhoff Media, WSOY 1340AM, the second Tuesday of each month and listen to highlights featuring students and faculty.
- September 20 Board of Trustees Meeting  
5:30 p.m. – Board Room

To: Cris Valdez, President  
From: Richard Gschwend, Director, Human Resources  
Date: August 2, 2016  
Subject: Personnel Update



**New Employee**

<b>Name</b>	<b>Position</b>	<b>Start Date</b>
Beth Roach	Radiography Lab Facilitator Part-time, Health Professions	08/15/16

Richland Community College  
One College Park  
Decatur, Illinois 62521



## MEMORANDUM

## BUSINESS SERVICES

---

**To:** Dr. Cris Valdez  
**From:** Greg Florian *Greg*  
**Date:** August 1, 2016  
**Re:** Construction Project Status

### Current Construction Projects

**Student Success Center** – We have been in contact with CDB as to when this project will be re-initiated and what that process will be going forward. We have learned that the appropriation is being treated similarly to a new appropriation for the purpose of the funds being released. Staff is continuing to follow up with the various State agencies in an attempt to speed the release of funds. Timing of the release of funds is critical so that another construction season will not be lost.

**Ag/Maintenance Boiler Replacement** – This project was expanded to include repairs to the air handling unit (AHU) in the main building as well as replacing the boiler in the Ag/Maintenance Building. The AHU has been repaired and is operating. The boiler is on order and will be on campus by mid-August. Removing the existing boiler and installing the new unit will take approximately two weeks and should be completed in September.

**The Carroll Center for Business** – The results of the prototyping observations are currently being reviewed and evaluated, and the design process will begin soon. Based upon the preliminary results, the space converted during the prototyping process will be modified for the Fall semester to include the best attributes from both arrangements. Leaving the majority of the space in the temporary configuration will allow for further input from the students and faculty utilizing the space during the Fall semester.

Part of the design process will require electrical and mechanical engineering services that will be a sub-consultant to BLDD. Costs associated with the engineering services are included in the BLDD contract. College staff will work with BLDD in a review process for selection of a professional firm. It is anticipated that a selection can be made in September.

A proposed construction schedule has been developed with the following Phases and deadline targets:

- Programming & Concept design - October 7<sup>th</sup>
- Schematic Design – October 28<sup>th</sup>
- Design Development – December 2<sup>nd</sup>
- Construction Documents – January 13<sup>th</sup>
- Bids received – February 7<sup>th</sup>
- Board of Trustees approval – February 21<sup>st</sup>
- Construction Start May 14<sup>th</sup>

**Wind Turbine Repairs** – A claim has been submitted for the repair work to the Northwind Turbine through the College's Travelers Insurance policy. Travelers is requiring an inspection of the generator, which will be done at the Northern Power factory in Vermont. Repairs are currently scheduled to begin on August 8.

**Richland Community College**  
**STUDENT GOVERNMENT ASSOCIATION**  
**BOARD REPORT**

*August 2016*

**Student Trustee: Ashley Ronda**

---

*President:* Kelsey Gist    *Vice-President:* TBD    *Secretary/Treasurer:* TBD

---

**Welcome Week Activities:**

- 8/22: Donuts (a.m.) and Snacks (p.m.)
- 8/23: Donuts (a.m.) and Snacks (p.m.)
- 8/24: Welcome Back Picnic on the Quad
- 8/25: Campus Scavenger Hunt
- 8/26: Engagement Fair and Speed Caricature Artist
- 8/27: Skating at George's Skate Center

**Other Activities:**

- 8/19: New Student Orientation
- 8/20: New Student Orientation
- 9/9-10: ICCB-SAC
- 9/16: Constitution Day Program



**Commitment    Respect    Excellence    Accountability    Diversity**

**MONTHLY REPORT OF RICHLAND COMMUNITY COLLEGE  
AGREEMENTS/CONTRACTS**

**AUTHORIZED BY PRESIDENT NOVAK FOR THE MONTH OF**

**JULY 2016**

07/21/2016 Dr. Novak signed the memorandum of understanding, on behalf of Richland Community College as a member of the Midwest Community College Ag Consortium, with the following partners: U.S. Department of Agriculture (USDA); Natural Resources Conservation Services (NRCS); USDA Sustainable Agriculture Research and Education (SARE); National Corn Growers Association (NCGA); Northeast Community College, Nebraska; Northcentral Technical College, Wisconsin; Northeast Iowa Community College, Iowa; and Butler Community College, Kansas. This memorandum of understanding establishes a collaborative framework for cooperative activities intended to enhance and accelerate training and adoption of technologies and approaches for improved agricultural production and natural resources stewardship.

**CONSENT AGENDA**



TO: Board of Trustees

FROM: Dr. Cris Valdez *CV*

DATE: August 16, 2016

SUBJECT: Consent Agenda

Mr. Chairman, Members of the Board of Trustees, the following item is presented as a consent agenda to be acted upon within the same motion. Any Board member may remove an item from the consent agenda to be acted upon separately. Supporting documentation for the consent agenda items is attached.

Therefore, it is recommended that the Board of Trustees approve the following:

A. Charge – Backs

1. Gracie Majeres – Massage Therapy – AAS – Parkland College – Summer 2016 term through Spring 2017 term
2. Raymond Wertz – Ag. Business: Precision Ag. Tech. – AAS – Parkland College – Fall 2016 term through Summer 2017 term
3. Molly Hampton – Ag. Business: Grain Merchandising and Management – AAS – Parkland College – Fall 2016 term through Summer 2017 term

Thank you.

## CHARGE BACKS

**RICHLAND COMMUNITY COLLEGE  
ACADEMIC SERVICES**

**MEMORANDUM**

**TO:** Dr. Chuck Novak  
**FROM:** Denise Crews, V.P. Academic Services  
**SUBJECT:** Application to Attend Another Recognized Illinois Public  
Community College (Charge-Back)  
**DATE:** July 28, 2016

**Applications for Charge-Backs have been reviewed and approval is recommended for the applicants listed below:**

**Applicant for First Time Enrollment**

Gracie Majeres 4527 N. Butler Dr. Decatur, IL 62526	Massage Therapy AAS Parkland College	SU2016 – SP2017
Raymond Wertz 14466 Progress Road Wapella, IL 61777	Ag.Business: Precision Ag.Tech. AAS Parkland College	FA2016 – SU2017
Molly Hampton 413 N. Monroe St. Clinton, IL 61727	Ag. Business: Grain Merchan- dising and Mgmt. AAS Parkland College	FA2016 – SU2017

**NEW BUSINESS**

TO: Board of Trustees  
FROM: Cris Valdez *CV*  
DATE: August 4, 2016  
SUBJECT: Custodial Services Contract

Mr. Chairman, Members of the Board, attached is a memo from Greg Florian, Vice President, Finance and Administration, and Clay Gerhard recommending approval to contract for custodial services for a three-year period.

The College received two (2) bids in response to the Request for Proposal. Jan Master Cleaning Services, Inc. is the current contractor and has performed well. In addition, Jan Master Cleaning Services, Inc. provided the lowest bid.

Greg Florian, Vice President, Finance and Administration and Clay Gerhard will be available to answer questions you may have.

**Therefore, it is recommended that the Board of Trustees authorize the College Administration to enter into a three-year contract with Jan Master Cleaning Services, Inc. for contract cleaning services at a monthly cost of \$37,850.00, as presented.**

Thank you.

Attachment

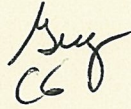
Richland Community College  
One College Park  
Decatur, Illinois 62521

# MEMORANDUM

Operations Office

To: Cris Valdez

From: Greg Florian  
Clay Gerhard



Date: August 1, 2016

Re: Approval of Custodial Services

The College's current five-year contract for custodial services has expired. Contract bid specifications were developed and a bid invitation was advertised.

A pre-bid meeting and facility walk-through was conducted in early July for prospective bidders and a public bid opening was held on July 14th, 2016. College staff conducted interviews with the prospective contractors on July 18<sup>th</sup>. Two local contractors responded to the bid request as follows:

Professional Housekeepers, Inc.	\$39,591.48 per Month
Jan Master Cleaning Services, Inc.	\$37,850.00 per Month

The contractor is responsible for providing cleaning services for all facilities owned or operated by Richland Community College including the Fairview Park Plaza and Clinton extension sites. The majority of these activities occur overnight but several custodians will be available during the daytime hours to service the facilities as needed.

Jan Master Cleaning Services, Inc. is the current contractor and has performed well. Jan Master Cleaning provided the lowest bid.

It is recommended that the Board authorize the Administration to enter into a three-year contract for custodial services with Jan Master Cleaning Services of Decatur at a monthly cost of \$37,850.

I am available to answer any questions you may have.

**BOARD POLICIES, PROPOSALS, AND CHANGES**

TO: Board of Trustees  
FROM: Dr. Cris Valdez *CV*  
DATE: August 16, 2016  
SUBJECT: Policy 5.3 Prohibition of Discrimination, Sexual and Other Forms of Harassment


Mr. Chairman, Members of the Board, Policy 5.3 is presented for the third reading and adoption.

Marcus Brown will be available to explain the changes in the policy. Further, the policy revision has been through the appropriate governance groups, and it is recommended to the Board of Trustees by the Institutional Effectiveness Group.

**Therefore, it is recommended that the Board of Trustees adopt Policy 5.3 Prohibition of Discrimination, Sexual and Other Forms of Harassment, as presented.**

Thank you.

TO: Cris Valdez, President

FROM: Marcus Brown, Vice President of Student Success 

DATE: August 2, 2016

SUBJECT: Board Policy Section 5.3 – Prohibition of Discrimination, Sexual and Other Forms of Harassment

The final version of Board Policy Section 5.3 – Prohibition of Discrimination, Sexual and Other Forms of Harassment is being presented as a final version of the policy. The policy has been reviewed by all appropriate staff. The policy revisions have been presented to appropriate departments responsible for implementation and other College committees, including the Diversity Committee, Employee Appreciation, Relations and Development Committee, and the Institutional Effectiveness Group. In addition, the President's Cabinet and the Board of Trustees have reviewed the revisions.

Changes and feedback recommended for policy have been incorporated and this is the final version being presented for approval.

Therefore, it is recommended that the Board of Trustees approve Board Policy Section 5.3 – Prohibition of Discrimination, Sexual and Other Forms of Harassment.

### **5.3 PROHIBITION OF DISCRIMINATION, SEXUAL AND OTHER FORMS OF HARASSMENT – Adopted 6/19/90. Revised 6/18/02; 5/5/09; 2/28/10**

#### **A. Prohibition of Sexual and Other Harassment**

It is the policy of the College to provide an educational and employment environment free from all forms of harassment of employees, students and other individuals at any College facilities or in connection with any College activities. Retaliation for making a good faith complaint of harassment or for participating in a harassment investigation is also prohibited.

Through this policy, it is the intent of the Board of Trustees to comply with the Civil Rights Act of 1964 (Title VII), the Elementary and Secondary Schools Act of 1972 (Title IX), and the Illinois Compiled Statute 155 Preventing Sexual Violence in Higher Education Act.

#### **5.3.1 PROHIBITION OF SEXUAL HARASSMENT, SEXUAL DISCRIMINATION, SEXUAL VIOLENCE AND GENDER BASED DISCRIMINATION**

It is the policy of the College to provide an educational and employment environment free from all forms of Sexual Discrimination of employees, students and other individuals at any College facilities or in connection with any College activities. Retaliation for making a good faith complaint of sexual discrimination or for participating in a sexual discrimination investigation is also prohibited.

This policy applies to all Richland staff, students, and third party vendors. Several methods of reporting violations are available; the college's Title IX coordinator shall serve as the first contact for filing a complaint; you may directly contact the coordinator, or fill out the Title IX Complaint Form available on the Richland website. Violations may also be reported to campus security, Human Resources, or any responsible employee of the college; who are then mandated to report to the Title IX coordinator. Options are also available for students to anonymously report a violation and/or confidentially report a violation through several selected "Confidential Advisors".

Upon notice of a violation the college will respond to the report with information and a list of available resources (within 12 hours).

External complaints may be filed with the Equal Employment Opportunity Commission, the Illinois Department of Human Rights and the Office of Civil Rights of the United States Department of Education.

#### **A. Definitions**

1. Sexual discrimination means:
  - a. Discrimination on the basis of sex, sexual orientation or gender-related identity.
  - b. Sexual discrimination includes sexual harassment, sexual misconduct and sexual violence.
2. Sexual harassment means:

- a. Unwelcome conduct of a sexual nature which denies or limits, on the basis of sex, gender identity or sexual orientation, a student's ability to participate in or to receive benefits, services, or opportunities in the College's programs or activities.
- b. Sexual harassment includes any unwelcome sexual advances or requests for sexual favors or any conduct of a sexual nature when:
  - (1) submission to such conduct is made, either explicitly or implicitly, a term or condition of employment or education, or
  - (2) submission to or rejection of such conduct by an individual is used as the basis for employment or education decisions affecting such individual, or
  - (3) such conduct has the purpose or effect of substantially interfering with a reasonable individual's work or learning performance or creating an intimidating, hostile, or offensive working or learning environment.
3. Sexual Misconduct includes dating violence, domestic violence, sexual assault, sexual exploitation, sexual violence, and sexually based stalking.
4. Sexual Violence: Physical sexual acts perpetrated against a person's will or where a person is incapable of giving consent, due to the person's age, use of drugs or alcohol, or because an intellectual or other disability prevents the person from having the capacity to give consent. Sexual violence includes, but is not limited to, rape, sexual assault, sexual battery, sexual abuse and sexual coercion.
5. Domestic Violence: A violent misdemeanor or felony committed by the victim's current or former spouse or intimate partner, current or former cohabitant, or by a person with whom the victim shares a child in common.
6. Dating Violence: Violence committed by a person who has been in a romantic or intimate relationship with the victim. Whether there was such relationship will be gauged by its length, type, and frequency of interaction.
7. Gender Based Discrimination: discrimination based on a person's gender or sex, including identity; transgender or sexual orientation
8. Stalking: A course of conduct directed at a specific person that would cause a reasonable person to fear for her, his, or others' safety, or to suffer substantial emotional distress.
9. Consent: at a minimum, recognizes that (i) consent is a freely given agreement to sexual activity, (ii) a person's lack of verbal or physical resistance or submission resulting from the use or threat

of force does not constitute consent, (iii) a person's manner of dress does not constitute consent, (iv) a person's consent to past sexual activity does not constitute consent to future sexual activity, (v) a person's consent to engage in sexual activity with one person does not constitute consent to engage in sexual activity with another, (vi) a person can withdraw consent at any time, and (vii) a person cannot consent to sexual activity if that person is unable to understand the nature of the activity or give knowing consent due to circumstances, including without limitation the following:

- The person is incapacitated due to the use of influence of alcohol or drugs;
- The person is asleep or unconscious;
- The person is under age; or
- The person is incapacitated due to mental disability.

10. Confidential advisor means a person who is employed or contracted by the college to provide emergency and ongoing support to student survivors of sexual violence with the training, duties, and responsibilities described in Section 20 of the ILCS 155 Act.

B. Examples of Sexual Harassment, Sexual Discrimination and Sexual Violence and Misconduct:

1. A professor insists that a student have sex with him/her in exchange for a good grade. This is harassment regardless of whether the student accedes to the request.
2. A student repeatedly sends sexually oriented jokes around on an email list s/he created, even when asked to stop, causing one recipient to avoid the sender on campus.
3. A professor engages students in her class in discussions about their past sexual experiences, yet the conversation is not in any way germane to the subject matter of the class. She probes for explicit details, and demands that students answer her, though they are clearly uncomfortable and hesitant.
4. A student persistently criticizes, jokes about, and disparages another student because of that person's gender, sexual orientation or gender related identity or knowingly permits other students to exhibit such behavior.

C. Other Gender Based Misconduct Offenses can include

1. Threatening or causing physical harm, extreme verbal abuse, or other conduct which threatens or endangers the health or safety of any person;

2. Discrimination, defined as actions that deprive other members of the community of educational or employment access, benefits or opportunities on the basis of sex or gender;
3. Intimidation, defined as implied threats or acts that cause an unreasonable fear of harm in another;
4. A student stalks another student.

These are examples only and not intended to be all inclusive.

D. Training and Prevention

The College will take appropriate, periodic measures to educate and train employees and students regarding this policy, conduct that could violate the policy, and bystander intervention tactics. All students, faculty, administrative, and supervisory personnel are required to participate in such education and training. In addition, all responsible persons and confidential counselors will be educated and trained on how to handle reports and/or complaints and what to do to help victims of sexual discrimination. All individuals responsible for investigating complaints will be trained on issues related to sexual violence, sexual harassment, domestic violence, dating violence, stalking and Title IX.

E. Assistance

The safety and well-being of any individual who believes they have been subject to sexual discrimination will be first priority. These individuals will be provided information about appropriate college or local area resources, including law enforcement, legal services, medical services, counseling and victim advocacy/support.

The College will take interim actions necessary to protect victims of sexual discrimination and prevent retaliation pending the investigation. Interim actions may include changes in academic or work situations, orders directing the victim and alleged perpetrator to avoid contact with one another, or any other appropriate measures.

Confidential Counseling will be available for individuals who believe they have been a victim of sexual discrimination who wish to speak with someone confidentially and do not want to pursue an internal complaint. Individuals can contact any of the designated trained "Confidential Advisors" at the college.

F. Confidentiality

To the extent possible, given the need to conduct a thorough investigation, the confidentiality of all participants in an investigation will be protected. A timely resolution of each complaint will be reached and communicated to the principal parties involved in the complaint. Information obtained during an investigation will be communicated only on a need-to-know basis.

Requests not to investigate complaints cannot be honored. To further the College's commitment to maintaining an atmosphere free from discrimination and harassment, all College employees and students are required to cooperate with investigations.

G. Retaliation

The College prohibits retaliation against a person that in good faith believes he or she has been subjected to an act of sexual discrimination or because he or she has in good faith made a charge, filed a complaint, testified, assisted, or participated in an investigation, proceeding, or hearing regarding sexual discrimination.

Retaliation includes, but is not limited to, any form of intimidation, reprisal, or harassment. If any employee or student believes that he or she has been retaliated against for exercising his or her rights under this policy, the employee or student should immediately report such conduct using the complaint procedure set forth. Employees and students are not required to approach the person who is exhibiting the alleged retaliatory behavior. A person engaging in retaliatory conduct shall be subject to disciplinary action up to and including discharge or dismissal.

### **5.3.2 PROHIBITION OF OTHER FORMS OF DISCRIMINATION AND HARASSMENT**

Conduct that has a purpose or effect of substantially interfering with a reasonable individual's work or learning performance or creating an intimidating, hostile or offensive working or learning environment when such conduct is directed at an individual because of race, national origin, disability, age, religion, sexual orientation or any legally protected classification.

Harassment prohibited by this policy includes both verbal and physical conduct. The College will not tolerate conduct in any form that is intended to cause or contribute or has the effect of causing or contributing to the humiliation, embarrassment or discomfort of reasonable employees or students because of their protected status.

Harassment does not include oral or written expressions that are academic in nature and purpose or that are relevant and appropriately related to course subject matter or curriculum. This policy shall not be used to abridge academic freedom or to interfere with the College's educational mission.

Examples of harassment include:

1. A supervisor persistently criticizes, jokes about, and disparages a subordinate because of that person's gender, race, or ethnic background or knowingly permits other employees to exhibit such behavior.

2. One or more students criticize, laugh at, and disparage another student because of that student's disability.
3. A supervisor makes negative comments about an employee's religious beliefs that create a hostile environment.
4. A student makes derogatory references to an employee's mental or physical impairment that create an intimidating environment.

These are examples, only, and the list not intended to be all inclusive.

### **5.3.3 PREVENTION AND REPORTING OF SEXUAL HARASSMENT, SEXUAL DISCRIMINATION, SEXUAL VIOLENCE, GENDER BASED DISCRIMINATION AND OTHER FORMS OF HARASSMENT**

The College will take appropriate, periodic measures to educate and train employees regarding this policy and conduct that could violate the policy. All faculty, administrative, and supervisory personnel are required to participate in such education and training.

#### **A. Internal Complaint Procedures**

##### **1. Reporting Harassment**

- a. Individuals who believe they have been subjected to harassment are encouraged to take advantage of the College's complaint procedure.
- b. If a student has a complaint about sexual harassment, sexual discrimination, sexual violence or gender based discrimination, s/he should submit that complaint to the College's Title IX Coordinator.
- c. If a student has a complaint about other types of discrimination and/or harassment as defined in this policy, s/he should submit that complaint to the Director of Human Resources.
- d. If an employee has a complaint about sexual harassment, sexual discrimination, sexual violence, gender based discrimination or other harassment, he or she should submit that complaint to the Director of Human Resources.
- e. If the student or employee is not comfortable making the complaint to the designated individual, the complaint may be made to any Human Resources representative or to any College Vice President.
- f. Any employee who believes this policy has been violated has an obligation to report it immediately to one of the College representatives listed above.

##### **2. Investigation**

- a. In the case of an employee complaint or a student non-sexual harassment complaint, the Director of Human Resources or a designee will promptly investigate.

- b. In the case of a student sexual harassment, sexual discrimination, sexual violence or gender based discrimination complaint, the College's Title IX Coordinator or a designee will promptly investigate.
- c. In all cases, the investigation will make reasonable attempts to determine the facts pertinent to the complaint by interviewing the parties involved, including the alleged harasser. If the accused is a College employee who is a member of a bargaining unit, the employee may request union representation during the investigation. At the conclusion of the investigation, a written report of findings will be prepared and forwarded to the President.

**FINANCIAL REPORT**

TO: Board of Trustees

FROM: Dr. Cris Valdez 

DATE: August 16, 2016

SUBJECT: Financial Report

Mr. Chairman, members of the Board, attached are the Treasurer's Report, Financial Statement and the Bills for Ratification.

Greg Florian will be available to explain the Treasurer's Report and Financial Statement and to answer any questions regarding the bills.

**Therefore, it is recommended that the Board of Trustees ratify the July 2016 bills paid and approve the Financial Statement to be filed for audit.**

Thank you.

Richland Community College

Financial Report  
July, 2016

Report -----	Page -----
Treasurer's Report	1
Revenue Summary-Education Fund	2
Revenue Summary-Operations and Maint	3
Revenue Summary-Operating Funds	4
Revenue Summary-Other Funds	5
Expenditure Summary by Major Function	8
Expenditure Summary by Operating Fund	10
Auxiliary Enterprise Fund	11
Restricted Purposes Fund-Grants	14
Expense Account Summary	16
Expenditure Summary by Cost Center	19
Bills Presented for Ratification	27

Richland Community College  
Treasurer's Report  
July 31, 2016

Fund	Balance 07/01/16	Receipts for Month	Disbursements for Month	Balance 07/31/16	Int. Bearing Accounts	Separate Inv. Instruments
Education Fund	3,282,892.79	2,040,444.68	(2,429,576.41)	2,893,761.06	2,343,761.06	550,000.00
Oper & Maint Restricted	523,833.26	547.22	(218,289.51)	306,090.97	306,090.97	.00
Bond & Interest Fund	1,243,617.94	.00	.00	1,243,617.94	1,243,617.94	.00
Auxiliary Enterprises	239,881.74	6,372.23	(90.32)	246,163.65	246,163.65	.00
Restricted Purposes Fd	431,135.90	123,879.16	.00	555,015.06	233,987.57	321,027.49
Working Cash Fund	6,194,324.16	1,114.30	.00	6,195,438.46	5,194,934.54	1,000,503.92
Trust & Agency Fund	101,890.61	32.36	.00	101,922.97	101,922.97	.00
Audit Fund	53,299.86	.00	.00	53,299.86	53,299.86	.00
Liab,Protect,Settle	1,418,516.82	560.00	.00	1,419,076.82	1,319,076.82	100,000.00
Totals	13,489,393.08	2,172,949.95	(2,647,956.24)	13,014,386.79	11,042,855.38	1,971,531.41

Fund	SEPARATE INVESTMENT INSTRUMENTS				
	Amount	Instrument	Rate	Maturity	Term/Months
EDUCATION FUND	300,000.00	CD-Busey	0.10	07/22/2016	6.0
EDUCATION FUND	250,000.00	CD-SOY	0.20	01/30/2017	12.0
RESTR-PARTNER'S IN ED	16,565.79	CD-PNC	0.10	07/30/2016	6.0
RESTR-EQUIP REPLACEMENT	300,000.00	CD-HPB	0.25	08/10/2016	12.0
WORKING CASH FUND	302,003.37	CD-HPB	0.05	08/02/2016	3.0
WORKING CASH FUND	117,639.02	CD-Regns	0.01	10/26/2016	7.0
WORKING CASH FUND	350,000.00	CD-HPB	0.25	11/22/2016	12.0
WORKING CASH FUND	110,000.00	CD-HPB	0.25	03/23/2017	12.0
WORKING CASH FUND	120,861.53	CD-Regns	0.05	06/21/2017	13.0
LPS FUND	100,000.00	CD-Busey	0.10	09/27/2016	6.0

Richland Community College  
Revenue Summary-Education Fund  
For the month of July  
1617

-----	Actual Rev 07/31/15	Actual Rev 06/30/16	%	Budget 1617	Actual Rev 07/31/16	%
Fund: 01 Education Fund						
Local Government Sources						
-----						
Current Taxes	789,890.57	6,077,181.63	13.0	6,209,722.00	2,486,428.26	40.0
Chargeback	.00	6,227.12	.0	6,200.00	.00	.0
Interest on Taxes	.01	300.08	.0	500.00	1.29	.3
-----						
Local Government Sources	789,890.58	6,083,708.83	13.0	6,216,422.00	2,486,429.55	40.0
State Government Sources						
-----						
ICCB Credit Hour Grants	.00	433,399.90	.0	.00	.00	.0
ICCB Equalization Grant	.00	50,000.01	.0	.00	.00	.0
Replacement Taxes	75,972.86	445,777.61	17.0	442,000.00	.00	.0
-----						
State Government Sources	75,972.86	929,177.52	8.2	442,000.00	.00	.0
Student Tuition & Fees						
-----						
Tuition-Credit	2,879,674.54	5,597,079.17	51.4	6,336,854.00	3,236,901.98	51.1
Fees	441,466.91	751,593.50	58.7	729,335.00	405,430.00	55.6
-----						
Student Tuition & Fees	3,321,141.45	6,348,672.67	52.3	7,066,189.00	3,642,331.98	51.5
Other Revenue/Sources						
-----						
Investment Revenue	52.72	2,009.97	2.6	2,000.00	118.39	5.9
Other Revenue	5,517.27	334,857.42	1.6	309,600.00	1,187.39	.4
Transfer In	.00	9,712.84	.0	5,000.00	.00	.0
-----						
Other Revenue/Sources	5,569.99	346,580.23	1.6	316,600.00	1,305.78	.4
-----						
Total Revenue	4,192,574.88	13,708,139.25	30.6	14,041,211.00	6,130,067.31	43.7
=====						

Richland Community College  
 Revenue Summary-Operations & Maint  
 For the month of July  
 1617

-----	Actual Rev 07/31/15	Actual Rev 06/30/16	%	Budget 1617	Actual Rev 07/31/16	%	-----
<b>Fund: 02 Operations &amp; Maint</b>							
<b>Local Government Sources</b>							
-----							
Current Taxes	114,934.79	883,800.59	13.0	894,350.00	361,420.00	40.4	
Interest on Taxes	.00	43.57	.0	500.00	.18	.0	
	-----						-----
Local Government Sources	114,934.79	883,844.16	13.0	894,850.00	361,420.18	40.4	
<b>State Government Sources</b>							
-----							
ICCB Credit Hour Grants	.00	47,133.38	.0	.00	.00	.0	
	-----						-----
State Government Sources	.00	47,133.38	.0	.00	.00	.0	
<b>Student Tuition &amp; Fees</b>							
-----							
Tuition-Credit	280,704.96	538,371.49	52.1	222,446.00	109,369.52	49.2	
Fees	.00	102,392.00	.0	96,000.00	.00	.0	
	-----						-----
Student Tuition & Fees	280,704.96	640,763.49	43.8	318,446.00	109,369.52	34.3	
<b>Other Revenue/Sources</b>							
-----							
Other Revenue	15,024.86	358,323.32	4.2	569,211.00	40,330.00	7.1	
	-----						-----
Other Revenue/Sources	15,024.86	358,323.32	4.2	569,211.00	40,330.00	7.1	
	-----						-----
Total Revenue	410,664.61	1,930,064.35	21.3	1,782,507.00	511,119.70	28.7	
	=====						=====

Richland Community College  
Revenue Summary-Operating Funds  
For the month of July  
1617

-----	Actual Rev 07/31/15	Actual Rev 06/30/16	%	Budget 1617	Actual Rev 07/31/16	%	-----
<b>Total Operating Funds</b>							
<b>Local Government Sources</b> -----							
Current Taxes	904,825.36	6,960,982.22	13.0	7,104,072.00	2,847,848.26	40.1	
Chargeback	.00	6,227.12	.0	6,200.00	.00	.0	
Interest on Taxes	.01	343.65	.0	1,000.00	1.47	.1	
	-----						
Local Government Sources	904,825.37	6,967,552.99	13.0	7,111,272.00	2,847,849.73	40.0	
<b>State Government Sources</b> -----							
Replacement Taxes	75,972.86	445,777.61	7.8	442,000.00	.00	.0	
	-----						
State Government Sources	75,972.86	976,310.90	7.8	442,000.00	.00	.0	
<b>Student Tuition &amp; Fees</b> -----							
Tuition-Credit	3,160,379.50	6,135,450.66	51.5	6,559,300.00	3,346,271.50	51.0	
Fees	441,466.91	853,985.50	51.7	825,335.00	405,430.00	49.1	
	-----						
Student Tuition & Fees	3,601,846.41	6,989,436.16	51.5	7,384,635.00	3,751,701.50	50.8	
<b>Other Revenue/Sources</b> -----							
Investment Revenue	52.72	2,009.97	2.6	2,000.00	118.39	5.9	
Other Revenue	20,542.13	693,180.74	3.0	878,811.00	41,517.39	4.7	
Transfer In	.00	9,712.84	.0	5,000.00	.00	.0	
	-----						
Other Revenue/Sources	20,594.85	704,903.55	2.9	885,811.00	41,635.78	4.7	
<b>Total Revenue</b> -----							
	4,603,239.49	15,638,203.60	29.4	15,823,718.00	6,641,187.01	42.0	
	=====						

Richland Community College  
Revenue Summary-Other Funds  
For the month of July  
1617

	Actual Rev 07/31/15	Actual Rev 06/30/16	%	Budget 1617	Actual Rev 07/31/16	%
<b>Fund: 03 Oper &amp; Maint Restricted</b>						
Interest on Investments	.00	517.32	.0	100.00	29.90	29.9
Int on Cash/IL Funds Acc	54.73	683.52	8.0	500.00	.00	.0
Gifts/Donations	.00	435,386.00	.0	535,000.00	.00	.0
FundBalanceAppropriation	.00	.00	.0	95,300.00	.00	.0
Reimbursed Expenditures	.00	13,032.00	.0	.00	.00	.0
<b>Total Revenue/Sources</b>	<b>54.73</b>	<b>449,618.84</b>	<b>.0</b>	<b>630,900.00</b>	<b>29.90</b>	<b>.0</b>
<b>Fund: 04 Bond &amp; Interest Fund</b>						
Current Taxes	312,541.28	2,403,247.98	13.0	3,295,396.00	1,333,832.77	40.5
Interest on Taxes	.00	118.61	.0	100.00	1.21	1.2
Int on Cash/IL Funds Acc	16.73	512.13	3.3	100.00	.00	.0
<b>Total Revenue/Sources</b>	<b>312,558.01</b>	<b>2,403,878.72</b>	<b>13.0</b>	<b>3,295,596.00</b>	<b>1,333,833.98</b>	<b>40.5</b>
<b>Fund: 05 Auxiliary Enterprises</b>						
CPED Credit Revenue	50,842.00	342,422.96	14.8	327,000.00	47,955.00	14.7
NonCredit Revenue	37,609.50	142,147.52	26.5	162,000.00	18,457.50	11.4
ContractNoncreditRevenue	3,104.17	62,323.39	5.0	53,900.00	1,890.00	3.5
ICCB Credit Hour Grants	.00	29,016.72	.0	.00	.00	.0
Fitness Tuition	5,226.00	19,160.00	27.3	32,000.00	3,725.00	11.6
Fitness Membership Fees	1,380.00	21,599.17	6.4	20,000.00	910.00	4.6
Special Event Revenue	400.00	98,385.22	.4	82,176.00	130.00	.2
Clubs and Organizations	6,807.01	139,886.06	4.9	160,000.00	4,405.27	2.8
Int on Cash/IL Funds Acc	.93	373.68	.2	.00	.00	.0
Shilling Community Cntr	4,602.50	34,396.25	13.4	35,000.00	1,320.00	3.8
Child Care Revenue	8,028.00	114,059.00	7.0	105,000.00	8,357.50	8.0
CCRS Paid Revenue	317.64	10,457.19	3.0	22,000.00	703.58	3.2
Child Care Transfer Rev	.00	83,162.00	.0	70,000.00	5,800.00	8.3
Copy Center Fees	3,241.05	38,514.56	8.4	36,000.00	1,531.00	4.3
Transfer In	.00	.00	.0	75,000.00	.00	.0
Reimbursed Expenditures	.00	47,959.72	.0	.00	.00	.0
Revenue-Contractual	1,192.00	5,390.00	22.1	3,500.00	721.00	20.6
Revenue-Misc/OtherSource	843.33	11,050.85	7.6	11,700.00	540.82	4.6
<b>Total Revenue/Sources</b>	<b>123,594.13</b>	<b>1,200,304.29</b>	<b>10.3</b>	<b>1,195,276.00</b>	<b>96,446.67</b>	<b>8.1</b>

Richland Community College  
Revenue Summary-Other Funds  
For the month of July  
1617

-----	Actual Rev 07/31/15	Actual Rev 06/30/16	%	Budget 1617	Actual Rev 07/31/16	%	-----
<b>Fund: 06 Restricted Purposes Fd</b>							
Financial Aid	4,777.53	7,247,632.14	.1	6,994,892.00	6,073.80	.1	
Interest on Investments	.00	902.32	.0	.00	.00	.0	
Int on Cash/IL Funds Acc	.07	119.18	.1	.00	.00	.0	
Sale of Equipment	.00	12,414.00	.0	.00	.00	.0	
College Fair Revenue-PIE	.00	7,602.11	.0	.00	.00	.0	
PartnersSaluteRevenuePIE	.00	6,310.00	.0	.00	.00	.0	
YouthLeadershipRev-PIE	3,100.00	6,600.00	47.0	.00	.00	.0	
Grants Revenue	18,494.00	1,073,352.03	1.7	721,399.82	.00	.0	
Gifts/Donations	150.00	99,687.49	.2	40,000.00	291.84	.7	
Contributions-PIE	.00	1,887.75	.0	.00	.00	.0	
Transfer In	.00	53,033.07	.0	.00	.00	.0	
FundBalanceAppropriation	1,198.38	71,538.97	1.7	5,060.00	.00	.0	
Revenue-Contractual	.00	5,806.00	.0	.00	.00	.0	
Revenue-Misc/OtherSource	25.00	9,400.00	.3	.00	550.00	.0	
<b>Total Revenue/Sources</b>	<b>27,744.98</b>	<b>8,596,285.06</b>	<b>.3</b>	<b>7,761,351.82</b>	<b>6,915.64</b>	<b>.1</b>	
=====							
<b>Fund: 07 Working Cash Fund</b>							
Bond Proceeds	.00	3,000,000.00	.0	.00	.00	.0	
Interest on Corp Cash	72.45	9,462.43	.8	5,000.00	1,114.30	22.3	
<b>Total Revenue/Sources</b>	<b>72.45</b>	<b>3,009,462.43</b>	<b>.0</b>	<b>5,000.00</b>	<b>1,114.30</b>	<b>22.3</b>	
=====							
<b>Fund: 10 Trust &amp; Agency Fund</b>							
Club Revenue	.00	30,682.47	.0	.00	32.36	.0	
Int on Cash/IL Funds Acc	.48	149.72	.3	.00	.00	.0	
College Fair Revenue-PIE	.00	.00	.0	3,900.00	.00	.0	
YouthLeadershipRev-PIE	.00	.00	.0	2,900.00	2,300.00	79.3	
Transfer In	.00	980.00	.0	.00	.00	.0	
Contributions	.00	50,500.00	.0	.00	.00	.0	
<b>Total Revenue/Sources</b>	<b>.48</b>	<b>82,312.19</b>	<b>.0</b>	<b>6,800.00</b>	<b>2,332.36</b>	<b>34.3</b>	
=====							

Richland Community College  
Revenue Summary-Other Funds  
For the month of July  
1617

-----	Actual Rev 07/31/15	Actual Rev 06/30/16	%	Budget 1617	Actual Rev 07/31/16	%	-----
<b>Fund: 11 Audit Fund</b>							
Current Taxes	9,309.53	71,560.35	13.0	85,658.00	34,499.77	40.3	
Interest on Taxes	.00	3.53	.0	10.00	.00	.0	
Int on Cash/IL Funds Acc	.68	64.76	1.1	45.00	.00	.0	
-----							
<b>Total Revenue/Sources</b>	<b>9,310.21</b>	<b>71,628.64</b>	<b>13.0</b>	<b>85,713.00</b>	<b>34,499.77</b>	<b>40.3</b>	
=====							
<b>Fund: 12 Liab,Protect,Settle</b>							
Current Taxes	188,344.19	1,448,204.57	13.0	1,656,986.00	677,878.86	40.9	
Interest on Taxes	.00	121.36	.0	200.00	.53	.3	
Insurance-StudentFees	8,704.00	16,920.00	51.4	20,000.00	6,888.00	34.4	
Interest on Investments	.00	26.03	.0	50.00	.00	.0	
Int on Cash/IL Funds Acc	12.81	1,215.15	1.1	800.00	.00	.0	
-----							
<b>Total Revenue/Sources</b>	<b>197,061.00</b>	<b>1,466,487.11</b>	<b>13.4</b>	<b>1,678,036.00</b>	<b>684,767.39</b>	<b>40.8</b>	
=====							

Richland Community College  
Expenditure Summary by Major Function  
For the month of July  
8% of Fiscal Year 1617

	Budget 1617	** Actual Expended ** 07/31/2016	%	Encumbered	*** Unencumbered Amount	*** %
<b>Fund: Education Fund</b>						
Continuing & Prof Ed	520,010.00	21,246.91	4.09	2,149.83	496,613.26	95.50
Office of Academic Svcs	399,266.00	25,574.75	6.41	.00	373,691.25	93.59
Business and Technology	102,659.00	.00	.00	.00	102,659.00	100.00
Liberal Arts	2,207,063.00	74,185.10	3.36	.00	2,132,877.90	96.64
Math, Science & Business	2,108,336.00	69,078.55	3.28	.00	2,039,257.45	96.72
Health Professions	2,074,400.00	84,507.11	4.07	107.75	1,989,785.14	95.92
Workforce Development	629,206.00	18,389.43	2.92	.00	610,816.57	97.08
Student Success	1,121,379.00	91,541.77	8.16	.00	1,029,837.23	91.84
Auxiliary Services	98,246.00	8,111.50	8.26	.00	90,134.50	91.74
Academic Support-LRC	412,160.00	68,822.10	16.70	29.70	343,308.20	83.29
Technical Services Supp	411,853.00	111,656.53	27.11	.00	300,196.47	72.89
Institutional Support	3,163,482.00	410,487.83	12.98	59,012.14	2,693,982.03	85.16
Scholarship and Waivers	707,000.00	14,511.00	2.05	.00	692,489.00	97.95
Contingency	1,151.00	.00	.00	.00	1,151.00	100.00
Transfer Out	85,000.00	.00	.00	.00	85,000.00	100.00
<b>Total Education Fund</b>	<b>14,041,211.00</b>	<b>998,112.58</b>	<b>7.11</b>	<b>61,299.42</b>	<b>12,981,799.00</b>	<b>92.45</b>
<b>Fund: Operations &amp; Maint</b>						
Maintenance	1,799,007.00	157,519.78	8.76	427,407.19	1,214,080.03	67.49
<b>Total Operations &amp; Maint</b>	<b>1,799,007.00</b>	<b>157,519.78</b>	<b>8.76</b>	<b>427,407.19</b>	<b>1,214,080.03</b>	<b>67.49</b>
<b>Fund: Oper &amp; Maint Restricted</b>						
Protection,Health,Safety	591,500.00	.00	.00	1,389.00	590,111.00	99.77
Maintenance	39,400.00	.00	.00	.00	39,400.00	100.00
Liability Protection	.00	.00	.00	.00	.00	.00
<b>Total Oper &amp; Maint Restricted</b>	<b>630,900.00</b>	<b>.00</b>	<b>.00</b>	<b>1,389.00</b>	<b>629,511.00</b>	<b>99.78</b>
<b>Fund: Bond &amp; Interest Fund</b>						
Bond and Interest	3,295,596.00	.00	.00	.00	3,295,596.00	100.00
<b>Total Bond &amp; Interest Fund</b>	<b>3,295,596.00</b>	<b>.00</b>	<b>.00</b>	<b>.00</b>	<b>3,295,596.00</b>	<b>100.00</b>
<b>Fund: Auxiliary Enterprises</b>						
Continuing & Prof Ed	147,822.00	13,742.61	9.30	.00	134,079.39	90.70
Instructional Programs	527,723.00	45,673.52	8.65	2,056.54	479,992.94	90.96
Auxiliary Services	519,731.00	29,778.17	5.73	16,682.29	473,270.54	91.06

Richland Community College  
Expenditure Summary by Major Function  
For the month of July  
8% of Fiscal Year 1617

	Budget 1617	** Actual Expended ** 07/31/2016	%	Encumbered	*** Unencumbered Amount	*** %
Total Auxiliary Enterprises	1,195,276.00	89,194.30	7.46	18,738.83	1,087,342.87	90.97
Fund: Restricted Purposes Fd						
Grants	766,459.82	62,475.10	8.15	4,226.84	699,757.88	91.30
Financial Aid	6,994,892.00	317,180.00	4.53	.00	6,677,712.00	95.47
Total Restricted Purposes Fd	7,761,351.82	379,655.10	4.89	4,226.84	7,377,469.88	95.05
Fund: Working Cash Fund						
Transfer Out	5,000.00	.00	.00	.00	5,000.00	100.00
Total Working Cash Fund	5,000.00	.00	.00	.00	5,000.00	100.00
Fund: Trust & Agency Fund						
Office of Academic Svcs	6,800.00	.00	.00	.00	6,800.00	100.00
Student Engagement	.00	1,622.57	.00	99.05	-1,721.62	.00
Total Trust & Agency Fund	6,800.00	1,622.57	23.86	99.05	5,078.38	74.68
Fund: Audit Fund						
Institutional Support	16,033.00	1,343.48	8.38	.00	14,689.52	91.62
Audit	45,200.00	.00	.00	.00	45,200.00	100.00
Contingency	24,480.00	.00	.00	.00	24,480.00	100.00
Total Audit Fund	85,713.00	1,343.48	1.57	.00	84,369.52	98.43
Fund: Liab,Protect,Settle						
Liability Protection	1,592,438.00	119,210.25	7.49	270,133.48	1,203,094.27	75.55
Contingency	85,598.00	.00	.00	.00	85,598.00	100.00
Total Liab,Protect,Settle	1,678,036.00	119,210.25	7.10	270,133.48	1,288,692.27	76.80

Richland Community College  
Expenditure Summary-Operating Funds  
For the month of July  
8% of Fiscal Year 1617

	Actual Exp 07/31/15	** Actual Expense ** 06/30/16	%	Budget 1617	*** Actual Expense ** 07/31/16	%	Encumbered	*** Unencumbered ***	%
<b>Fund: Education Fund</b>									
Salaries	1,041,011.94	10,582,707.74	9.8	10,101,081.00	500,571.72	5.0	.00	9,600,509.28	95.0
Employee Benefits	160,516.01	1,980,621.08	8.1	1,872,557.00	137,328.32	7.3	.00	1,735,228.68	92.7
Contractual Services	154,960.27	303,960.16	51.0	314,915.00	157,403.78	50.0	790.00	156,721.22	49.8
Commodities	158,190.30	633,876.30	25.0	676,307.00	158,954.88	23.5	29,797.16	487,554.96	72.1
Travel	1,333.42	76,364.08	1.7	64,300.00	20,989.19	32.6	833.75	42,477.06	66.1
Fixed Charges	5,991.75	89,317.53	6.7	88,400.00	1,941.79	2.2	29,758.51	56,699.70	.6
Other	199,561.37	910,300.47	21.9	837,500.00	20,922.90	2.5	120.00	816,457.10	97.5
Transfer Out	.00	53,032.95	.0	85,000.00	.00	.0	.00	85,000.00	100.0
Contingency	.00	.00	.0	1,151.00	.00	.0	.00	1,151.00	100.0
<b>Total Expenditures</b>	<b>1,721,565.06</b>	<b>14,630,180.31</b>	<b>11.8</b>	<b>14,041,211.00</b>	<b>998,112.58</b>	<b>7.1</b>	<b>61,299.42</b>	<b>12,981,799.00</b>	<b>92.5</b>
<b>Fund: Operations &amp; Maint</b>									
Salaries	34,165.14	354,319.33	9.6	282,708.00	23,214.30	8.2	.00	259,493.70	91.8
Employee Benefits	9,490.43	105,303.95	9.0	84,278.00	7,587.22	9.0	.00	76,690.78	91.0
Contractual Services	33,527.06	488,115.13	6.9	522,104.00	43,336.20	8.3	79,956.27	398,811.53	76.4
Commodities	8,385.41	126,685.00	6.6	120,250.00	166.84	.1	156,036.95	-35,953.79	-29.9
Travel	.00	320.65	.0	750.00	.00	.0	.00	750.00	100.0
Fixed Charges	40,328.56	733,099.66	5.5	780,555.00	83,215.22	10.7	191,413.97	505,925.81	.6
Capital Outlay	.00	6,363.73	.0	8,362.00	.00	.0	.00	8,362.00	100.0
Contingency	.00	.00	.0	.00	.00	.0	.00	.00	.0
<b>Total Expenditures</b>	<b>125,896.60</b>	<b>1,814,207.45</b>	<b>6.9</b>	<b>1,799,007.00</b>	<b>157,519.78</b>	<b>8.8</b>	<b>427,407.19</b>	<b>1,214,080.03</b>	<b>67.5</b>
<b>Total Operating Funds</b>									
Salaries	1,075,177.08	10,937,027.07	9.8	10,383,789.00	523,786.02	5.0	.00	9,860,002.98	95.0
Employee Benefits	170,006.44	2,085,925.03	8.2	1,956,835.00	144,915.54	7.4	.00	1,811,919.46	92.6
Contractual Services	188,487.33	792,075.29	23.8	837,019.00	200,739.98	24.0	80,746.27	555,532.75	66.4
Commodities	166,575.71	760,561.30	21.9	796,557.00	159,121.72	20.0	185,834.11	451,601.17	56.7
Travel	1,333.42	76,684.73	1.7	65,050.00	20,989.19	32.3	833.75	43,227.06	66.5
Fixed Charges	46,320.31	822,417.19	5.6	868,955.00	85,157.01	9.8	221,172.48	562,625.51	64.7
Capital Outlay	.00	6,363.73	.0	8,362.00	.00	.0	.00	8,362.00	100.0
Other	199,561.37	910,300.47	21.9	837,500.00	20,922.90	2.5	120.00	816,457.10	97.5
Transfer Out	.00	53,032.95	.0	85,000.00	.00	.0	.00	85,000.00	100.0
Contingency	.00	.00	.0	1,151.00	.00	.0	.00	1,151.00	.0
<b>Total Expenditures</b>	<b>1,847,461.66</b>	<b>16,444,387.76</b>	<b>11.2</b>	<b>15,840,218.00</b>	<b>1,155,632.36</b>	<b>7.3</b>	<b>488,706.61</b>	<b>14,195,879.03</b>	<b>89.6</b>

Auxiliary Enterprises Fund  
 Instructional Programs  
 Statement of Revenue and Expense  
 Cash Basis  
 JULY 1617

	Actual	Budget
Continuing and Professional Education		
-----		
Revenues:		
Fitness Center	4,635.00	52,000.00
6000 CPED Administration	0.00	22,000.00
6001 CDL	44,350.00	206,000.00
6002 Computer & Technology	825.00	16,400.00
6003 Dance	5,384.50	55,100.00
6004 Hobby & Leisure	6,100.00	43,000.00
6007 Safety-Industrial	5,139.00	131,100.00
6008 Shilling Rentals	1,320.00	35,000.00
6013 Culinary Arts	4,290.00	18,000.00
6027 Manufacturing Camp	0.00	15,000.00
	-----	-----
Total Revenues	72,043.50	593,600.00
	-----	-----
Expenses:		
Fitness Center	3,488.04	44,850.00
6000 CPED Administration	13,742.61	147,822.00
6001 CDL	11,020.07	158,762.00
6002 Computer & Technology	1,241.02	19,795.00
6003 Dance	2,921.58	47,012.00
6004 Hobby & Leisure	7,428.67	70,285.00
6007 Safety-Industrial	5,837.35	147,314.00
6008 Shilling Rentals	1,410.70	19,581.00
6010 DOC-CPR/First Aid	242.05	0.00
6013 Culinary Arts	2,273.33	12,830.00
6027 Manufacturing Camp	13,895.33	15,000.00
	-----	-----
Total Expenses	63,500.75	683,251.00
	-----	-----
Net Income (Loss)	8,542.75	(89,651.00)
	=====	=====

Note: Credit Hour Reimbursement Revenue included above 0.00

Auxiliary Enterprises Fund  
 Outdoor Events  
 Statement of Revenue and Expense  
 Cash Basis  
 JULY 1617

	Actual	Budget
<b>Revenues:</b>		
6014 Dance Productions	0.00	35,000.00
6019 Outdoor Events	130.00	3,676.00
6024 Dog Show	0.00	5,500.00
6030 Misc Events	0.00	14,000.00
	-----	-----
<b>Total Revenues</b>	<b>130.00</b>	<b>58,176.00</b>
	-----	-----
<b>Expenses:</b>		
6014 Dance Productions	420.38	27,362.00
6019 Outdoor Events	3,049.03	36,251.00
6024 Dog Show	0.00	1,200.00
6030 Misc Events	0.00	1,650.00
	-----	-----
<b>Total Expenses</b>	<b>3,469.41</b>	<b>66,463.00</b>
	-----	-----
<b>Net Income (Loss)</b>	<b>(3,339.41)</b>	<b>(8,287.00)</b>
	=====	=====

Auxiliary Enterprises Fund  
 Workforce Development  
 Statement of Revenue and Expense  
 Cash Basis  
 JULY 1617

	Actual	Budget
<b>Revenues:</b>		
6009 Traffic Safety	2,214.00	37,000.00
8907 Culinary Restaurant	3,595.92	83,500.00
8908 Coffee Shop	781.67	59,500.00
8915 Misc Culinary Events	0.00	4,000.00
	-----	-----
<b>Total Revenues</b>	<b>6,591.59</b>	<b>184,000.00</b>
	-----	-----
<b>Expenses:</b>		
6009 Traffic Safety	2,726.92	37,106.00
8907 Culinary Restaurant	4,449.96	56,600.00
8908 Coffee Shop	715.09	54,000.00
8915 Misc Culinary Events	0.00	2,900.00
	-----	-----
<b>Total Expenses</b>	<b>7,891.97</b>	<b>150,606.00</b>
	-----	-----
<b>Net Income (Loss)</b>	<b>(1,300.38)</b>	<b>33,394.00</b>
	=====	=====

Richland Community College  
 Restricted Purposes Fund-Grants  
 JULY 1617

	Grant Period	Budget	* Actual Expense	% *	Encumbered	** Unencumbered	% **
<b>Federally Funded Grants</b>							
-----							
11117 ADM Sequestration Grant	07/01/2010 - 12/31/2017	76,020.00	6,395.73	8.41	0.00	69,624.27	91.59
11696 DCP-STOP Act Grnt	09/30/2015 - 09/29/2016	27,462.05	1,696.57	6.18	450.00	25,315.48	92.18
11795 DCP-Strategic Prevention	07/01/2016 - 06/30/2017	0.00	5,738.82	0.00	2,750.00	-8,488.82	0.00
11615 Intelligent Monitor Sys	10/02/2015 - 09/30/2018	0.00	887.70	0.00	0.00	- 887.70	0.00
11680 TRIO Grant	09/01/2015 - 08/31/2016	64,171.77	20,350.82	31.71	0.00	43,820.95	68.29
		-----	-----	-----	-----	-----	-----
<b>Total</b>		167,653.82	35,069.64	20.92	3,200.00	129,384.18	77.17
<b>State Funded Grants</b>							
-----							
11654 Adult Ed Performance Grt	07/01/2015 - 12/31/2016	58,025.00	1,053.48	1.82	0.00	56,971.52	98.18
11672 Adult Ed State Basic	07/01/2015 - 12/31/2016	131,500.00	1,027.14	.78	0.00	130,472.86	99.22
11718 Hwy Construct Career Grt	07/01/2016 - 06/30/2017	354,400.00	3,313.83	.94	0.00	351,086.17	99.06
11764 SOS Literacy Grant	07/01/2016 - 06/30/2017	0.00	8,139.83	0.00	0.00	-8,139.83	0.00
		-----	-----	-----	-----	-----	-----
<b>Total</b>		543,925.00	13,534.28	2.49	0.00	530,390.72	97.51
<b>Locally Funded Grants</b>							
-----							
11681 Bridging The Gap SU16	05/20/2016 - 08/31/2016	9,821.00	739.69	7.53	0.00	9,081.31	92.47
		-----	-----	-----	-----	-----	-----
<b>Total</b>		9,821.00	739.69	7.53	0.00	9,081.31	92.47
<b>Cash/RCC Restricted Programs</b>							
-----							
11458 Project READ	07/01/2013 -	20,060.00	3,117.39	15.54	0.00	16,942.61	84.46
		-----	-----	-----	-----	-----	-----
<b>Total</b>		20,060.00	3,117.39	15.54	0.00	16,942.61	84.46

Richland Community College  
 Restricted Purposes Fund-Grants  
 JULY 1617

	Grant Period	Budget	* Actual Expense	% *	Encumbered	** Unencumbered	% **
<b>RCC-Foundation Funded Grants</b>							
-----							
11733	Foundation Gifts to RCC 07/01/2016 - 06/30/2017	25,000.00	59.60	.24	0.00	24,940.40	99.76
<b>Total</b>		25,000.00	59.60	.24	0.00	24,940.40	99.76
-----							
<b>Fed Funded through State</b>							
-----							
11712	Carl Perkins-ICCB 07/01/2016 - 06/30/2017	0.00	6,416.99	0.00	1,026.84	-7,443.83	0.00
11732	Federal Adult Ed Basic 07/01/2016 - 06/30/2017	0.00	2,885.76	0.00	0.00	-2,885.76	0.00
<b>Total</b>		0.00	9,302.75	0.00	1,026.84	-10,329.59	0.00
<b>Total Grants</b>		766,459.82	61,823.35	8.07	4,226.84	700,409.63	91.38

Richland Community College

ACCOUNT SUMMARY

JULY 1617

Fund: Education Fund	Month	Full Year	Year to Date		Pct	Variance
Acct Description	Actual	Budget	Actual	Encumbered		
51100 Administrative Staff Sal	140,919.10	1,512,184.00	140,919.10	0.00	9.3	1,371,264.90
51200 Professional/Tech Salary	55,524.89	631,499.00	55,524.89	0.00	8.8	575,974.11
51201 Professional/Tech-PT	1,375.14	20,000.00	1,375.14	0.00	6.9	18,624.86
51202 Professional/Tech-PT	6,070.77	28,050.00	6,070.77	0.00	21.6	21,979.23
51310 F/T Faculty Salary	-132,501.82	4,005,927.00	-132,501.82	0.00	3.3	4,138,428.82
51315 F/T Faculty-Summer Sal	220,034.68	323,324.00	220,034.68	0.00	68.1	103,289.32
51320 P/T Faculty Salary	0.00	920,445.00	0.00	0.00	.0	920,445.00
51325 P/T Faculty-Summer Sal	34,350.45	82,785.00	34,350.45	0.00	41.5	48,434.55
51340 Overload Salary	0.00	477,918.00	0.00	0.00	.0	477,918.00
51345 Clinical Risk Stipends	1,760.00	35,700.00	1,760.00	0.00	4.9	33,940.00
51350 Independent Study Salary	2,200.00	31,000.00	2,200.00	0.00	7.1	28,800.00
51353 Proficiency Exam Salary	183.75	0.00	183.75	0.00	.0	-183.75
51356 Subs Instructors Salary	270.06	6,500.00	270.06	0.00	4.2	6,229.94
51360 LabFacilitators	344.26	20,000.00	344.26	0.00	1.7	19,655.74
51362 Faculty Tutors Salary	2,802.66	90,000.00	2,802.66	0.00	3.1	87,197.34
51400 Supervisory Staff Salary	43,583.58	516,637.00	43,583.58	0.00	8.4	473,053.42
51500 Academic Support Salary	14,615.74	179,702.00	14,615.74	0.00	8.1	165,086.26
51502 Academic Support-PT	28,586.01	106,000.00	28,586.01	0.00	27.0	77,413.99
51610 F/T Classified Salary	76,449.87	977,110.00	76,449.87	0.00	7.8	900,660.13
51620 P/T Classified Salary	2,692.01	50,300.00	2,692.01	0.00	5.4	47,607.99
51800 Student Workers Salary	699.20	26,500.00	699.20	0.00	2.6	25,800.80
51906 Interpreter Salary	0.00	30,000.00	0.00	0.00	.0	30,000.00
51912 Test Proctor Salary	310.23	6,000.00	310.23	0.00	5.2	5,689.77
51918 Overtime Wages	301.14	3,500.00	301.14	0.00	8.6	3,198.86
51935 SURS Fringe Benefit	0.00	20,000.00	0.00	0.00	.0	20,000.00
52080 SURS-RetireeHealthContri	3,574.14	43,601.00	3,574.14	0.00	8.2	40,026.86
52100 EmployeeBenefitsTotal	0.00	35,000.00	0.00	0.00	.0	35,000.00
52101 Group Medical Ins	121,986.76	1,642,407.00	121,986.76	0.00	7.4	1,520,420.24
52102 Group Dental Ins	4,477.43	60,513.00	4,477.43	0.00	7.4	56,035.57
52104 Group Life Ins	2,267.56	31,641.00	2,267.56	0.00	7.2	29,373.44
52105 Group LTD Ins	1,389.43	19,395.00	1,389.43	0.00	7.2	18,005.57
52750 Staff/Family Waivers	3,633.00	40,000.00	3,633.00	0.00	9.1	36,367.00
53205 Admin Computer-Maint	146,455.58	209,600.00	146,455.58	0.00	69.9	63,144.42
53400 Equip Repair/Maint Agree	3,046.95	28,750.00	3,046.95	0.00	10.6	25,703.05
53500 Legal Services-Admin	0.00	30,000.00	0.00	0.00	.0	30,000.00
53900 Contractual-Other	2,525.00	19,690.00	2,525.00	0.00	12.8	17,165.00
53975 Professional Fees	5,376.25	9,000.00	5,376.25	0.00	59.7	3,623.75
53985 Accreditation Fees	0.00	15,675.00	0.00	0.00	.0	15,675.00
53993 Employee Recognition EAT	0.00	1,000.00	0.00	790.00	79.0	210.00
53994 Employee Awards	0.00	600.00	0.00	0.00	.0	600.00
53998 Student Awards	0.00	600.00	0.00	0.00	.0	600.00
54101 Office Supplies	865.93	24,180.00	865.93	0.00	3.6	23,314.07
54102 Instructional Supplies	873.54	100,700.00	873.54	2,207.58	3.1	97,618.88
54200 Printing	1,354.68	32,200.00	1,354.68	17,149.58	57.5	13,695.74
54205 Credit Schedules	0.00	10,000.00	0.00	0.00	.0	10,000.00
54210 Catalog Printing	2,652.88	6,000.00	2,652.88	0.00	44.2	3,347.12
54400 Materials	-15.00	46,120.00	-15.00	0.00	.0	46,135.00
54401 Audio Visual Materials	81.85	8,300.00	81.85	0.00	1.0	8,218.15
54402 Postage	92.00	26,000.00	92.00	10,000.00	38.8	15,908.00
54408 Computer Software	88,966.00	145,502.00	88,966.00	50.00	61.2	56,486.00
54413 Transcripts	0.00	25,000.00	0.00	0.00	.0	25,000.00

Richland Community College

ACCOUNT SUMMARY

JULY 1617

Fund: Education Fund	Month	Full Year	Year to Date		Pct	Variance
Acct Description	Actual	Budget	Actual	Encumbered		
54515 Reference Materials	0.00	1,000.00	0.00	0.00	.0	1,000.00
54520 Books-Library Collection	0.00	11,500.00	0.00	0.00	.0	11,500.00
54600 Publications & Dues	62,311.60	125,805.00	62,311.60	140.00	49.6	63,353.40
54700 Advertising	1,825.00	110,000.00	1,825.00	250.00	1.9	107,925.00
54705 Specialities	-53.60	0.00	-53.60	0.00	.0	53.60
54710 WYSE Activities	0.00	1,000.00	0.00	0.00	.0	1,000.00
54905 Graphic Supplies	0.00	2,500.00	0.00	0.00	.0	2,500.00
54908 Laundry/Linen Supplies	0.00	500.00	0.00	0.00	.0	500.00
55200 Travel-In State	0.00	30,000.00	0.00	29.70	.1	29,970.30
55204 Travel-In State Mileage	0.00	9,300.00	0.00	0.00	.0	9,300.00
55300 Travel-Out of State	0.00	0.00	0.00	804.05	.0	-804.05
55400 Recruitment	20,989.19	25,000.00	20,989.19	0.00	84.0	4,010.81
56200 Equipment Rental	717.77	30,000.00	717.77	29,098.51	99.4	183.72
56800 Bank Card Fees	1,164.02	20,000.00	1,164.02	0.00	5.8	18,835.98
56810 Collection Co Charges	0.00	6,000.00	0.00	0.00	.0	6,000.00
56815 Graduation Expense	0.00	18,000.00	0.00	0.00	.0	18,000.00
57500 Telephone	0.00	600.00	0.00	0.00	.0	600.00
57700 Telecommunications	60.00	13,800.00	60.00	660.00	5.2	13,080.00
59040 Write-Offs	18,474.00	240,000.00	18,474.00	0.00	7.7	221,526.00
59300 Chargeback Expense	0.00	25,000.00	0.00	0.00	.0	25,000.00
59405 Tuition Waiver	-3,963.00	340,000.00	-3,963.00	0.00	1.2	343,963.00
59415 Illinois Veterans Grants	0.00	72,000.00	0.00	0.00	.0	72,000.00
59416 Unfunded ING/MIA/POW	0.00	30,000.00	0.00	0.00	.0	30,000.00
59901 Contributions	5,800.00	118,000.00	5,800.00	0.00	4.9	112,200.00
59965 Bank Service Charges	611.90	7,500.00	611.90	120.00	9.8	6,768.10
59999 Expense-Other	0.00	5,000.00	0.00	0.00	.0	5,000.00
99999 Budget Contingency	0.00	1,151.00	0.00	0.00	.0	1,151.00
	998,112.58	13,956,211.00	998,112.58	61,299.42	7.6	12,896,799.00
71000 Transfer Out	0.00	85,000.00	0.00	0.00	0.0	85,000.00
01 Education Fund	998,112.58	14,041,211.00	998,112.58	61,299.42	7.5	12,981,799.00

Richland Community College

ACCOUNT SUMMARY

JULY 1617

Fund: Operations & Maint Acct Description	Month Actual	Full Year Budget	Year to Date		Pct	Variance
			Actual	Encumbered		
51100 Administrative Staff Sal	2,718.66	32,624.00	2,718.66	0.00	8.3	29,905.34
51200 Professional/Tech Salary	1,074.70	12,896.00	1,074.70	0.00	8.3	11,821.30
51400 Supervisory Staff Salary	6,754.99	81,059.00	6,754.99	0.00	8.3	74,304.01
51610 F/T Classified Salary	2,183.48	26,202.00	2,183.48	0.00	8.3	24,018.52
51700 Custodial,Maint Stf Sal	10,482.47	125,927.00	10,482.47	0.00	8.3	115,444.53
51918 Overtime Wages	0.00	4,000.00	0.00	0.00	.0	4,000.00
52080 SURS-RetireeHealthContri	116.07	1,394.00	116.07	0.00	8.3	1,277.93
52101 Group Medical Ins	6,074.02	72,890.00	6,074.02	0.00	8.3	66,815.98
52102 Group Dental Ins	219.45	2,660.00	219.45	0.00	8.3	2,440.55
52104 Group Life Ins	90.34	1,137.00	90.34	0.00	7.9	1,046.66
52105 Group LTD Ins	55.34	697.00	55.34	0.00	7.9	641.66
52750 Staff/Family Waivers	1,032.00	5,500.00	1,032.00	0.00	18.8	4,468.00
53400 Equip Repair/Maint Agree	10,429.42	83,390.00	10,429.42	24,076.80	41.4	48,883.78
53405 Telephone Maint Agree	0.00	2,000.00	0.00	0.00	.0	2,000.00
53410 Custodial Services	32,731.00	390,780.00	32,731.00	33,597.25	17.0	324,451.75
53415 Security	175.78	9,534.00	175.78	8,180.22	87.6	1,178.00
53900 Contractual-Other	0.00	14,900.00	0.00	3,896.00	26.1	11,004.00
53910 Pest Control	0.00	12,000.00	0.00	10,206.00	85.1	1,794.00
53915 Snow/Grounds	0.00	9,500.00	0.00	0.00	.0	9,500.00
54101 Office Supplies	69.51	1,000.00	69.51	0.00	7.0	930.49
54104 Maintenance Supplies	-15.20	88,050.00	-15.20	3,449.48	3.9	84,615.72
54105 Vehicle Expense	0.00	18,600.00	0.00	0.00	.0	18,600.00
54107 Wind Turbine Maintenace	0.00	5,500.00	0.00	150,400.00	2734.5	-144,900.00
54200 Printing	0.00	750.00	0.00	0.00	.0	750.00
54400 Materials	0.00	750.00	0.00	0.00	.0	750.00
54600 Publications & Dues	0.00	500.00	0.00	0.00	.0	500.00
54700 Advertising	0.00	100.00	0.00	0.00	.0	100.00
54910 Uniforms	112.53	5,000.00	112.53	2,187.47	46.0	2,700.00
55100 Meeting Expense	0.00	150.00	0.00	0.00	.0	150.00
55150 Registration Fees	0.00	100.00	0.00	0.00	.0	100.00
55200 Travel-In State	0.00	500.00	0.00	0.00	.0	500.00
56100 Facility Rental	10,948.92	133,105.00	10,948.92	122,148.12	100.0	7.96
56200 Equipment Rental	43,723.51	90,000.00	43,723.51	0.00	48.6	46,276.49
56400 Interest Expense	3,105.00	6,000.00	3,105.00	0.00	51.8	2,895.00
56600 Install Pymt Lease/Purch	6,667.80	79,880.00	6,667.80	64,365.80	88.9	8,846.40
56750 Property Taxes	16,327.75	17,400.00	16,327.75	0.00	93.8	1,072.25
57150 Propane	0.00	1,000.00	0.00	0.00	.0	1,000.00
57300 Electricity and Nat Gas	1,002.87	362,890.00	1,002.87	0.00	.3	361,887.13
57400 Water,Sewage	0.00	28,100.00	0.00	510.00	1.8	27,590.00
57500 Telephone	1,439.37	37,500.00	1,439.37	2,530.05	10.6	33,530.58
57600 Refuse Disposal	0.00	20,480.00	0.00	1,860.00	9.1	18,620.00
57700 Telecommunications	0.00	4,200.00	0.00	0.00	.0	4,200.00
58400 Building Improvements	0.00	8,362.00	0.00	0.00	.0	8,362.00
	157,519.78	1,799,007.00	157,519.78	427,407.19	32.5	1,214,080.03
71000 Transfer Out	0.00	0.00	0.00	0.00	0.0	0.00
02 Operations & Maint	157,519.78	1,799,007.00	157,519.78	427,407.19	32.5	1,214,080.03

Richland Community College  
Expenditure Summary by Cost Center  
For the month of July  
8% of Fiscal Year 1617

	Budget 1617	** Actual Expended ** 07/31/2016	%	Encumbered	*** Unencumbered ***	**** %
<b>Fund: Education Fund</b>						
<b>Costs for Continuing &amp; Prof Ed</b>						
Automotive-Tech Occ	93,516.00	7,699.50	8.23	.00	85,816.50	91.77
Collision Repair Tech	82,646.00	481.78	.58	.00	82,164.22	99.42
Diesel Med/Hvy Trk Tech	85,108.00	553.67	.65	.00	84,554.33	99.35
Heating,Vent,AC-Tech Occ	82,922.00	-882.19	-1.06	1,738.35	82,065.84	98.97
Welding-Technical Occ	175,818.00	13,394.15	7.62	.00	162,423.85	92.38
<b>Total Continuing &amp; Prof Ed</b>	<b>520,010.00</b>	<b>21,246.91</b>	<b>4.09</b>	<b>1,738.35</b>	<b>497,024.74</b>	<b>95.58</b>
<b>Costs for Office of Academic Svcs</b>						
Online Learning	131,071.00	11,521.87	8.79	.00	119,549.13	91.21
Academic Success	320,371.00	20,851.10	6.51	.00	299,519.90	93.49
Math Enrichment Center	78,895.00	4,723.65	5.99	.00	74,171.35	94.01
<b>Total Office of Academic Srvc</b>	<b>530,337.00</b>	<b>37,096.62</b>	<b>6.99</b>	<b>.00</b>	<b>493,240.38</b>	<b>93.01</b>
<b>Costs for Business and Technology</b>						
Dean-Business/Technology	102,659.00	.00	.00	.00	102,659.00	100.00
<b>Costs for Liberal Arts</b>						
Dean-Liberal Arts	121,648.00	7,366.84	6.06	.00	114,281.16	93.94
Art-Baccalaureate	148,456.00	2,274.70	1.53	.00	146,181.30	98.47
Erlanson Art Gallery	1,200.00	.00	.00	.00	1,200.00	100.00
African Amer Stu-Baccal	66,610.00	6,136.28	9.21	.00	60,473.72	90.79
Engl/Human/Journal-Bacca	821,535.00	23,008.25	2.80	.00	798,526.75	97.20
Foreign Lang-Baccal	89,882.00	-2,939.63	-3.27	.00	92,821.63	103.27
Music-Baccalaureate	26,500.00	3,230.97	12.19	.00	23,269.03	87.81
Dance-Baccalaureate	1,974.00	.00	.00	.00	1,974.00	100.00
Philosophy-Baccalaureate	128,150.00	41.81	.03	.00	128,108.19	99.97
Speech/Forensic/Drama	137,144.00	15,605.55	11.38	.00	121,538.45	88.62
EarlyChildhoodEduc-AAS	89,087.00	.00	.00	.00	89,087.00	100.00
Education-Baccalaureate	25,566.00	-1,908.79	-7.47	.00	27,474.79	107.47
History-Baccalaureate	178,226.00	4,498.96	2.52	.00	173,727.04	97.48
Political Sci-Baccal	21,822.00	1,731.37	7.93	.00	20,090.63	92.07
Psychology-Baccalaureate	242,676.00	7,288.43	3.00	.00	235,387.57	97.00
Sociology-Baccalaureate	106,587.00	7,850.36	7.37	.00	98,736.64	92.63
<b>Total Liberal Arts</b>	<b>2,207,063.00</b>	<b>74,185.10</b>	<b>3.36</b>	<b>.00</b>	<b>2,132,877.90</b>	<b>96.64</b>
<b>Costs for Math, Science &amp; Business</b>						
Dean-Math/Science	179,840.00	11,599.47	6.45	.00	168,240.53	93.55
Accounting/Business	328,958.00	10,878.68	3.31	.00	318,079.32	96.69
Information Tech-OccTech	240,464.00	6,767.21	2.81	.00	233,696.79	97.19
Office Tech-Bus Occ	10,696.00	-7,505.22	-70.17	.00	18,201.22	170.17
Drafting/DesignEngineer	70,041.00	-237.51	-.34	.00	70,278.51	100.34
Math-Baccalaureate	503,982.00	18,915.70	3.75	.00	485,066.30	96.25
Phys Sci/Physic-Baccal	83,896.00	-2,724.72	-3.25	.00	86,620.72	103.25
General Science	10,873.00	.00	.00	.00	10,873.00	100.00

Richland Community College  
Expenditure Summary by Cost Center  
For the month of July  
8% of Fiscal Year 1617

	Budget 1617	** Actual Expended ** 07/31/2016	%	Encumbered	*** Unencumbered ***	**** %
Biology-Baccalaureate	415,865.00	21,838.83	5.25	.00	394,026.17	94.75
Chemistry-Baccalaureate	130,263.00	2,934.64	2.25	.00	127,328.36	97.75
Earth Science-Baccal	20,663.00	.00	.00	.00	20,663.00	100.00
Economics-Baccalaureate	76,579.00	4,739.82	6.19	.00	71,839.18	93.81
Health Ed/Rec-Baccal	2,842.00	.00	.00	.00	2,842.00	100.00
CriminalJustice-Tech Occ	33,374.00	1,871.65	5.61	.00	31,502.35	94.39
<b>Total Math, Science &amp; Busines</b>	<b>2,108,336.00</b>	<b>69,078.55</b>	<b>3.28</b>	<b>.00</b>	<b>2,039,257.45</b>	<b>96.72</b>
<b>Costs for Health Professions</b>						
Dean-Health Professions	197,605.00	16,178.52	8.19	.00	181,426.48	91.81
Allied Health	199,377.00	29,394.27	14.74	107.75	169,874.98	85.20
Human Simulator	79,900.00	252.88	.32	.00	79,647.12	99.68
Radiology Tech-Hlth Occ	223,542.00	21,462.01	9.60	.00	202,079.99	90.40
Surgical Tech-Health Occ	183,735.00	11,971.64	6.52	.00	171,763.36	93.48
Fire Science-Tech Occ	47,893.00	2,383.10	4.98	.00	45,509.90	95.02
Nursing LPN -Health Occ	151,716.00	-2,347.75	-1.55	.00	154,063.75	101.55
Health Information Tech	210,434.00	12,534.74	5.96	.00	197,899.26	94.04
AAS Nursing -Health Occ	780,198.00	-7,322.30	-.94	.00	787,520.30	100.94
<b>Total Health Professions</b>	<b>2,074,400.00</b>	<b>84,507.11</b>	<b>4.07</b>	<b>107.75</b>	<b>1,989,785.14</b>	<b>95.92</b>
<b>Costs for Workforce Development</b>						
GED-AB & ASE	16,323.00	846.51	5.19	.00	15,476.49	94.81
Culinary Arts	226,480.00	6,007.33	2.65	.00	220,472.67	97.35
Engineering-Baccal	26,924.00	2,027.26	7.53	.00	24,896.74	92.47
Horticulture-Bus Occup	136,328.00	6,206.87	4.55	.00	130,121.13	95.45
Engineering Technology	223,151.00	3,301.46	1.48	.00	219,849.54	98.52
<b>Total Workforce Development</b>	<b>629,206.00</b>	<b>18,389.43</b>	<b>2.92</b>	<b>.00</b>	<b>610,816.57</b>	<b>97.08</b>
<b>Costs for Student Success</b>						
Admission & Recruitment	236,118.00	15,439.91	6.54	.00	220,678.09	93.46
Advising and Records	278,273.00	22,030.97	7.92	.00	256,242.03	92.08
Counseling Services	192,144.00	16,513.66	8.59	.00	175,630.34	91.41
Career Services	55,532.00	4,627.28	8.33	.00	50,904.72	91.67
Student Engagement	50,240.00	4,187.67	8.34	.00	46,052.33	91.66
Fin Aid & Vet Affairs	263,308.00	24,928.96	9.47	.00	238,379.04	90.53
Student Life	45,764.00	3,813.32	8.33	.00	41,950.68	91.67
<b>Total Student Success</b>	<b>1,121,379.00</b>	<b>91,541.77</b>	<b>8.16</b>	<b>.00</b>	<b>1,029,837.23</b>	<b>91.84</b>
<b>Costs for Auxiliary Services</b>						
Copy Center	98,246.00	8,111.50	8.26	.00	90,134.50	91.74

Richland Community College  
Expenditure Summary by Cost Center  
For the month of July  
8% of Fiscal Year 1617

	Budget 1617	** Actual Expended ** 07/31/2016	%	Encumbered	*** Unencumbered	**** %
<b>Costs for Academic Support-LRC</b>						
LRC Audio Visual	8,300.00	.00	.00	.00	8,300.00	100.00
LRC	272,789.00	57,300.23	21.01	29.70	215,459.07	78.98
<b>Total Academic Support-LRC</b>	<b>281,089.00</b>	<b>57,300.23</b>	<b>20.39</b>	<b>29.70</b>	<b>223,759.07</b>	<b>79.60</b>
<b>Costs for Technical Services Supp</b>						
Networking Support	113,582.00	88,447.60	77.87	.00	25,134.40	22.13
Academic Lab Support	57,535.00	3,194.00	5.55	.00	54,341.00	94.45
Technical Services Suprt	240,736.00	20,014.93	8.31	.00	220,721.07	91.69
<b>Total Technical Services Supp</b>	<b>411,853.00</b>	<b>111,656.53</b>	<b>27.11</b>	<b>.00</b>	<b>300,196.47</b>	<b>72.89</b>
<b>Costs for Institutional Support</b>						
VP Student Success	182,755.00	13,906.41	7.61	50.00	168,798.59	92.36
Fairview Park Plaza	25,478.00	1,515.57	5.95	.00	23,962.43	94.05
Clinton Center	25,628.00	1,935.91	7.55	.00	23,692.09	92.45
Administrative Info Syst	372,435.00	161,697.97	43.42	.00	210,737.03	56.58
VP Economic Development	130,269.00	11,559.27	8.87	.00	118,709.73	91.13
Board of Trustees	43,000.00	3,146.00	7.32	.00	39,854.00	92.68
Presidents Office	449,040.00	56,921.97	12.68	804.05	391,313.98	87.14
Business Office	343,213.00	27,186.36	7.92	.00	316,026.64	92.08
Vice Pres Fin & Admin	102,636.00	8,485.87	8.27	.00	94,150.13	91.73
VP Academic Services	241,471.00	20,031.00	8.30	660.00	220,780.00	91.43
General Expenses	385,440.00	20,495.72	5.32	10,210.00	354,734.28	92.03
Copiers	33,000.00	1,562.09	4.73	46,248.09	-14,810.18	-44.88
Graphics	112,380.00	9,072.33	8.07	.00	103,307.67	91.93
Marketing	249,498.00	13,674.94	5.48	.00	235,823.06	94.52
Employee Relations	500.00	.00	.00	.00	500.00	100.00
Human Resources	158,692.00	15,799.49	9.96	.00	142,892.51	90.04
Institutl Effectiveness	85,541.00	6,903.08	8.07	.00	78,637.92	91.93
Faculty/Staff Developmt	1,000.00	.00	.00	.00	1,000.00	100.00
Foundation & Development	221,506.00	36,593.85	16.52	.00	184,912.15	83.48
<b>Total Institutional Support</b>	<b>3,163,482.00</b>	<b>410,487.83</b>	<b>12.98</b>	<b>57,972.14</b>	<b>2,695,022.03</b>	<b>85.19</b>
<b>Costs for Scholarship and Waivers</b>						
Waivers	682,000.00	14,511.00	2.13	.00	667,489.00	97.87
Chargeback	25,000.00	.00	.00	.00	25,000.00	100.00
<b>Total Scholarship and Waivers</b>	<b>707,000.00</b>	<b>14,511.00</b>	<b>2.05</b>	<b>.00</b>	<b>692,489.00</b>	<b>97.95</b>
Transfer Out	85,000.00	.00	.00	.00	85,000.00	100.00
Contingency	1,151.00	.00	.00	.00	1,151.00	100.00
<b>Total Education Fund</b>	<b>14,041,211.00</b>	<b>998,112.58</b>	<b>7.11</b>	<b>59,847.94</b>	<b>12,983,250.48</b>	<b>92.47</b>

Richland Community College  
Expenditure Summary by Cost Center  
For the month of July  
8% of Fiscal Year 1617

	Budget 1617	** Actual Expended ** 07/31/2016	%	Encumbered	*** Unencumbered ***	**** %
Fund: Operations & Maint						
Costs for Maintenance						
Renovations / Remodeling	8,362.00	.00	.00	.00	8,362.00	100.00
Maintenance	362,331.00	27,341.19	7.55	36,445.51	298,544.30	82.40
Custodial	369,000.00	28,945.20	7.84	29,567.25	310,487.55	84.14
Grounds	34,900.00	3,356.55	9.62	23,955.80	7,587.65	21.74
Security	15,663.00	1,550.49	9.90	8,180.22	5,932.29	37.87
College Vehicle	18,600.00	.00	.00	.00	18,600.00	100.00
Utilities	382,430.00	1,816.48	.47	151,480.00	229,133.52	59.92
Administration O & M	246,126.00	59,331.19	24.11	.00	186,794.81	75.89
Clinton Center O&M	121,955.00	21,797.00	17.87	74,084.85	26,073.15	21.38
Fairview Plaza O&M	67,250.00	4,615.92	6.86	52,954.32	9,679.76	14.39
CSI Building O&M	3,760.00	250.00	6.65	2,039.24	1,470.76	39.12
Macon Co Soil & Water Bd	67,880.00	5,485.50	8.08	1,080.00	61,314.50	90.33
Sequestration Bldg O&M	22,730.00	1,100.00	4.84	1,100.00	20,530.00	90.32
Workforce Development Ct	78,020.00	1,930.26	2.47	6,110.00	69,979.74	89.69
<b>Total Maintenance</b>	<b>1,799,007.00</b>	<b>157,519.78</b>	<b>8.76</b>	<b>386,997.19</b>	<b>1,254,490.03</b>	<b>69.73</b>
<b>Total Operations &amp; Maint</b>	<b>1,799,007.00</b>	<b>157,519.78</b>	<b>8.76</b>	<b>386,997.19</b>	<b>1,254,490.03</b>	<b>69.73</b>

Richland Community College  
 Expenditure Summary by Cost Center  
 For the month of July  
 8% of Fiscal Year 1617

	Budget 1617	** Actual Expended ** 07/31/2016	** %	Encumbered	*** Unencumbered	**** %
Fund: Oper & Maint Restricted						
Renovations / Remodeling	630,900.00	.00	.00	1,389.00	629,511.00	99.78
Total Oper & Maint Restricted	630,900.00	.00	.00	1,389.00	629,511.00	99.78
Fund: Bond & Interest Fund						
Costs for Bond and Interest						
Bond & Interest	3,295,596.00	.00	.00	.00	3,295,596.00	100.00
Total Bond & Interest Fund	3,295,596.00	.00	.00	.00	3,295,596.00	100.00

Richland Community College  
 Expenditure Summary by Cost Center  
 For the month of July  
 8% of Fiscal Year 1617

	Budget 1617	** Actual Expended ** 07/31/2016	%	Encumbered	*** Unencumbered ***	**** %
Fund: Auxiliary Enterprises						
Costs for Continuing & Prof Ed						
Credit	288,498.00	16,632.02	5.77	.00	271,865.98	94.23
NonCredit	239,225.00	29,041.50	12.14	1,031.24	209,152.26	87.43
Continuing&ProfEdAdmin	147,822.00	13,742.61	9.30	.00	134,079.39	90.70
<b>Total Continuing &amp; Prof Ed</b>	<b>675,545.00</b>	<b>59,416.13</b>	<b>8.80</b>	<b>1,031.24</b>	<b>615,097.63</b>	<b>91.05</b>
Costs for Auxiliary Services						
Child Care Services	195,431.00	12,048.15	6.16	5,600.00	177,782.85	90.97
Theatre Productions	1,500.00	.00	.00	.00	1,500.00	100.00
CulinaryRestaurant	56,600.00	4,449.96	7.86	.00	52,150.04	92.14
Coffee House	54,000.00	715.09	1.32	.00	53,284.91	98.68
Culinary Events	2,900.00	.00	.00	.00	2,900.00	100.00
Garden Center Ag/Hort	27,025.00	8.00	.03	.00	27,017.00	99.97
Fitness Center	44,850.00	3,488.04	7.78	.00	41,361.96	92.22
Outdoor Exposition SpcEv	66,425.00	6,792.91	10.23	.00	59,632.09	89.77
Copy Center	71,000.00	2,276.02	3.21	11,082.29	57,641.69	81.19
<b>Total Auxiliary Services</b>	<b>519,731.00</b>	<b>29,778.17</b>	<b>5.73</b>	<b>16,682.29</b>	<b>473,270.54</b>	<b>91.06</b>
<b>Total Auxiliary Enterprises</b>	<b>1,195,276.00</b>	<b>89,194.30</b>	<b>7.46</b>	<b>17,713.53</b>	<b>1,088,368.17</b>	<b>91.06</b>

Richland Community College  
Expenditure Summary by Cost Center  
For the month of July  
8% of Fiscal Year 1617

	Budget 1617	** Actual Expended ** 07/31/2016	%	Encumbered	*** Unencumbered ***	**** %
Fund: Restricted Purposes Fd						
Costs for Grants						
Heating,Vent,AC-Tech Occ	.00	.00	.00	1,026.84	-1,026.84	.00
Online Learning	.00	651.75	.00	.00	-651.75	.00
Student Services Records	.00	1,284.39	.00	.00	-1,284.39	.00
Fin Aid & Vet Affairs	59,148.00	.00	.00	.00	59,148.00	100.00
LRC	10,000.00	.00	.00	.00	10,000.00	100.00
Business Office	.00	597.72	.00	.00	-597.72	.00
Faculty/Staff Developmt	.00	969.88	.00	.00	-969.88	.00
Renovations / Remodeling	15,000.00	59.60	.40	.00	14,940.40	99.60
Grant-Administration	195,057.50	15,198.02	7.79	.00	179,859.48	92.21
Grant-Non-Administration	.00	969.88	.00	.00	-969.88	.00
Grants-Training	.00	969.87	.00	.00	-969.87	.00
Grant-SupportServices	149,400.00	969.88	.65	.00	148,430.12	99.35
Instruction-Other	104,651.00	1,709.57	1.63	.00	102,941.43	98.37
Student Servs-Counseling	30,007.27	11,839.49	39.46	.00	18,167.78	60.54
CommunityService	27,462.05	7,435.39	27.08	3,200.00	16,826.66	61.27
Student Activities	26,405.00	12,536.23	47.48	.00	13,868.77	52.52
Sequestration Proj	76,020.00	7,283.43	9.58	.00	68,736.57	90.42
Instruction	132,457.00	.00	.00	.00	132,457.00	100.00
<b>Total Grants</b>	<b>825,607.82</b>	<b>62,475.10</b>	<b>7.57</b>	<b>4,226.84</b>	<b>758,905.88</b>	<b>91.92</b>
Costs for Financial Aid						
Illinois Veterans Grant	100,000.00	1,574.00	1.57	.00	98,426.00	98.43
Post 9/11 Veterans Grant	120,000.00	3,267.00	2.72	.00	116,733.00	97.28
FoundationScholarships	575,000.00	-1,522.00	-.26	.00	576,522.00	100.26
Trade Recovery Act Aid	5,000.00	3,261.20	65.22	.00	1,738.80	34.78
Direct Loans	1,450,000.00	40,046.00	2.76	.00	1,409,954.00	97.24
PELL	4,200,000.00	164,313.30	3.91	.00	4,035,686.70	96.09
SEOG	53,202.00	.00	.00	.00	53,202.00	100.00
MAP	112,542.00	112,542.00	100.00	.00	.00	.00
Workforce Investment Sol	300,000.00	-6,301.50	-2.10	.00	306,301.50	102.10
IL National Guard Grant	20,000.00	.00	.00	.00	20,000.00	100.00
<b>Total Financial Aid</b>	<b>6,935,744.00</b>	<b>317,180.00</b>	<b>4.57</b>	<b>.00</b>	<b>6,618,564.00</b>	<b>95.43</b>
<b>Total Restricted Purposes Fd</b>	<b>7,761,351.82</b>	<b>379,655.10</b>	<b>4.89</b>	<b>4,226.84</b>	<b>7,377,469.88</b>	<b>95.05</b>

Richland Community College  
 Expenditure Summary by Cost Center  
 For the month of July  
 8% of Fiscal Year 1617

	Budget 1617	** Actual Expended ** 07/31/2016	%	Encumbered	*** Unencumbered ***	**** %
Fund: Working Cash Fund						
Transfer Out	5,000.00	.00	.00	.00	5,000.00	100.00
Total Working Cash Fund	5,000.00	.00	.00	.00	5,000.00	100.00
Fund: Trust & Agency Fund						
Costs for Trust and Agency						
YouthLeadershipInstitute	2,900.00	.00	.00	.00	2,900.00	100.00
College Fair	3,900.00	.00	.00	.00	3,900.00	100.00
Total Office of Academic Srvc	6,800.00	.00	.00	.00	6,800.00	100.00
Club Expenses	.00	1,622.57	.00	99.05	-1,721.62	.00
Total Trust & Agency Fund	6,800.00	1,622.57	23.86	99.05	5,078.38	74.68
Fund: Audit Fund						
Costs for Institutional Support						
Business Office	16,033.00	1,343.48	8.38	.00	14,689.52	91.62
Costs for Audit						
Audit	45,200.00	.00	.00	.00	45,200.00	100.00
Contingency	24,480.00	.00	.00	.00	24,480.00	100.00
Total Audit Fund	85,713.00	1,343.48	1.57	.00	84,369.52	98.43
Fund: Liab,Protect,Settle						
Liab Protection & Settle	1,592,438.00	119,210.25	7.49	270,133.48	1,203,094.27	75.55
Total Liab,Protect,Settle	1,592,438.00	119,210.25	7.49	270,133.48	1,203,094.27	75.55

Richland Community College  
Bills Presented for Ratification  
JULY 1617

Vendor Name	Function	Object	Invoice Amount	Educational Fund	O & M Fund	Other Fund
AFLAC		AFLAC	776.76	776.76		
AT&T	Utilities	Telephone	651.45		651.45	
AT&T	Fairview Plaza O&M	Telephone	10.77		10.77	
AT&T	CommunityService	Telephone	163.83			163.83
AT&T	Fairview Plaza O&M	Telephone	172.97		172.97	
AT&T	CommunityService	Telephone	91.18			91.18
AT&T	Utilities	Telephone	624.52		624.52	
AT&T Long Distance	Utilities	Telephone	127.65		127.65	
Advanced Disposal Services	Utilities	Refuse Disposal	1,188.24		1,188.24	
Airweld Industrial Gases	Welding-Technical Occ	Instructional Supplie	59.80	59.80		
AmerenIP	Sequestration Bldg O&	Electricity and Nat G	347.11		347.11	
AmerenIP	Workforce Development	Electricity and Nat G	40.18		40.18	
AmerenIP	Utilities	Electricity and Nat G	25.30		25.30	
AmerenIP	Utilities	Electricity and Nat G	60.01		60.01	
AmerenIP	Utilities	Electricity and Nat G	209.75		209.75	
AmerenIP	Macon Co Soil & Water	Electricity and Nat G	223.87		223.87	
AmerenIP	Fairview Plaza O&M	Electricity and Nat G	82.02		82.02	
AmerenIP	Clinton Center O&M	Electricity and Nat G	36.52		36.52	
AmerenIP	Utilities	Electricity and Nat G	128.19		128.19	
AmerenIP	Clinton Center O&M	Electricity and Nat G	47.95		47.95	
AmerenIP	Macon Co Soil & Water	Electricity and Nat G	84.12		84.12	
AmerenIP	Utilities	Electricity and Nat G	90.75		90.75	
AmerenIP	Workforce Development	Electricity and Nat G	40.08		40.08	
AmerenIP	Utilities	Electricity and Nat G	5,605.74		5,605.74	
AmerenIP	Utilities	Electricity and Nat G	445.76		445.76	
AmerenIP	Workforce Development	Electricity and Nat G	4,516.67		4,516.67	
Aramark - AUS St Louis MC Lockbo	Maintenance	Uniforms	37.51		37.51	
Aramark - AUS St Louis MC Lockbo	Maintenance	Uniforms	37.51		37.51	
Aramark - AUS St Louis MC Lockbo	Maintenance	Uniforms	37.51		37.51	
Aramark - AUS St Louis MC Lockbo	Maintenance	Uniforms	37.51		37.51	
Aramark Corporation	Child Care Services	Meals	1,115.78			1,115.78
Aramark Corporation	Child Care Services	Meals	1,779.71			1,779.71
Area Disposal Service Inc	Clinton Center O&M	Custodial Services	63.44		63.44	
Armature Motor & Pump Company In	Maintenance	Equip Repair/Maint Ag	475.00		475.00	
Arthur J Gallagher Risk Services	Liab Protection & Set	General Insurance	918.00			918.00
Arthur J Gallagher Risk Services	Liab Protection & Set	General Insurance	357.50			357.50
Arthur J Gallagher Risk Services	Liab Protection & Set	General Insurance	4,137.00			4,137.00
Arthur J Gallagher Risk Services	Liab Protection & Set	General Insurance	1,225.00			1,225.00
Arthur J Gallagher Risk Services	Liab Protection & Set	General Insurance	6,804.00			6,804.00
Arthur J Gallagher Risk Services	Liab Protection & Set	General Insurance	2,372.00			2,372.00
AspirEDU Inc	Networking Support	Computer Software	3,250.00	3,250.00		
Assoc of Community College Trust	Presidents Office	Recruitment	17,500.00	17,500.00		
BearMail Co		Heartland Academy Rec	2.50	2.50		
BearMail Co		Accrued Expenses	2.85			2.85
BearMail Co	Instruction-Other	Postage	12.54			12.54
BearMail Co	Grant-Administration	Postage	10.83			10.83
BearMail Co	Grant-Administration	Postage	27.93			27.93
BearMail Co	NonCredit	Postage	204.63			204.63
BearMail Co	Continuing&ProfEdAdmi	Postage	170.63			170.63
		PAGE TOTALS	56,430.57	21,589.06	15,448.10	19,393.41

Richland Community College  
Bills Presented for Ratification  
JULY 1617

Vendor Name	Function	Object	Invoice Amount	Educational Fund	O & M Fund	Other Fund
BearMail Co	Admission & Recruitme	Postage	148.86	148.86		
BearMail Co	Business Office	Postage	1,005.44	1,005.44		
BearMail Co	General Expenses	Postage	227.04			
Beck's Studio		Inventory-CentralStor	5.00	5.00		
Black & Co	Maintenance	Maintenance Supplies	468.94		468.94	
Bodine Electric Inc	Maintenance	Equip Repair/Maint Ag	238.75		238.75	
Bodine Electric Inc	Renovations / Remodel	Contractual-Other	2,715.84			2,715.84
BrickStreet Mutual Insurance	Liab Protection & Set	General Insurance	11,088.00			11,088.00
Brown, Marcus L	VP Student Success	Travel-In State	31.13	31.13		
Brush College-LLC		Accrued Expenses	30,000.00	30,000.00		
Busey Bank	Macon Co Soil & Water	Install Pymt Lease/Pu	4,490.00		4,490.00	
CC Fire Equipment Co Inc	Clinton Center O&M	Equip Repair/Maint Ag	50.00		50.00	
CDS Leasing	Copiers	Equipment Rental	387.63	387.63		
CDS Leasing	Copiers	Equipment Rental	524.12	524.12		
CDS Leasing	Copiers	Equipment Rental	280.00	280.00		
CDS Leasing	Copiers	Equipment Rental	149.14	149.14		
CDS Leasing	Copiers	Equipment Rental	90.00	90.00		
CDS Leasing	Copiers	Equipment Rental	139.77	139.77		
CDS Leasing	Copiers	Equipment Rental	150.00	150.00		
CDS Leasing	Copiers	Equipment Rental	60.00	60.00		
CDS Leasing	Copiers	Equipment Rental	194.00	194.00		
CDS Leasing	Copiers	Equipment Rental	117.00	117.00		
CDS Leasing	Copiers	Equipment Rental	117.00	117.00		
CDS Office Technologies	Copiers	Printing	14.40	14.40		
City of Clinton Water Department	Clinton Center O&M	Water,Sewage	21.44		21.44	
City of Decatur		Accrued Sales Tax	33.61			33.61
City of Decatur		Accrued Sales Tax	13.45			13.45
City of Decatur IL	Macon Co Soil & Water	Water,Sewage	152.12		152.12	
City of Decatur IL	Utilities	Water,Sewage	202.03		202.03	
City of Decatur IL	Utilities	Water,Sewage	337.40		337.40	
City of Decatur IL	Utilities	Water,Sewage	295.78		295.78	
City of Decatur IL	Sequestration Bldg O&	Water,Sewage	169.61		169.61	
City of Decatur IL	CSI Building O&M	Water,Sewage	95.29		95.29	
City of Decatur IL	Utilities	Water,Sewage	1,173.28		1,173.28	
City of Decatur IL	Utilities	Water,Sewage	1,187.45		1,187.45	
City of Decatur IL	Grant-SupportServices	Contractual-Other	4,570.15			4,570.15
Comcast	LRC Audio Visual	Materials	35.91	35.91		
Competitive Edge Software Inc	Liab Protection & Set	Computer Software	3,240.00			3,240.00
Consolidated Communications	Utilities	Telephone Maint Agree	610.67		610.67	
Constellation NewEnergy Gas Divi	Clinton Center O&M	Electricity and Nat G	4.47		4.47	
Constellation NewEnergy Gas Divi	Utilities	Electricity and Nat G	130.88		130.88	
Constellation NewEnergy Gas Divi	Utilities	Electricity and Nat G	273.69		273.69	
Constellation NewEnergy Gas Divi	Utilities	Electricity and Nat G	9.37		9.37	
Constellation NewEnergy Gas Divi	Fairview Plaza O&M	Electricity and Nat G	3.43		3.43	
Constellation NewEnergy Gas Divi	Macon Co Soil & Water	Electricity and Nat G	9.37		9.37	
Constellation NewEnergy Gas Divi	Workforce Development	Electricity and Nat G	61.75		61.75	
Country Cheese & More Inc	Grant-SupportServices	Contractual-Other	343.53			343.53
Cremer, Barbara	Club Expenses	Event Expense	72.73			72.73
Crews, Denise,, Dr	VP Academic Services	Telecommunications	60.00	60.00		
		PAGE TOTALS	65,799.47	33,736.44	9,985.72	22,077.31

Richland Community College  
Bills Presented for Ratification  
JULY 1617

Vendor Name	Function	Object	Invoice Amount	Educational Fund	O & M Fund	Other Fund
Cromwell Radio Group Inc	Marketing	Advertising	750.00	750.00		
Cromwell Radio Group Inc	Marketing	Advertising	403.32	403.32		
Cromwell Radio Group Inc	Marketing	Advertising	100.00	100.00		
Cromwell Radio Group Inc	Marketing	Advertising	750.00	750.00		
DeBose, Sheryl E	Engineering Technolog	Instructional Supplie	208.00	208.00		
Decatur Civic Center	Marketing	Advertising	600.00	600.00		
Decatur Tribune	LRC	Publications & Dues	40.00	40.00		
Denardo, Melissa	Presidents Office	Recruitment	806.79	806.79		
Dipper, Charlotte M	NonCredit	Instructional Supplie	242.05			242.05
Dipper, Charlotte M	Board of Trustees	Materials	533.04	533.04		
Durairaj, Srinivasan		RCC Foundation A/R	500.00	500.00		
Durairaj, Srinivasan	Dean-Math/Science	Travel-Out of State	79.00	79.00		
Dynagraphics Inc	Heating,Vent,AC-Tech	Printing	35.05	35.05		
Dynagraphics Inc	CommunityService	Printing	1,335.22			1,335.22
E L Pruitt	Maintenance	Equipment-Service	21,971.00			21,971.00
EBSCO	LRC	Publications & Dues	41.65	41.65		
Elan Corporate Payment Systems		Credit Card Pmt Clear	13,630.09	13,630.09		
Eskew, Lisa D	Continuing&ProfEdAdmi	Travel-In State	112.70			112.70
Evergreen FS-Stephens #24	Credit	Vehicle Expense	326.45			326.45
Evergreen FS-Stephens #24	Credit	Vehicle Expense	294.84			294.84
Evergreen FS-Stephens #24	Credit	Vehicle Expense	250.62			250.62
Evergreen FS-Stephens #24	Credit	Vehicle Expense	194.29			194.29
Evergreen FS-Stephens #24	Credit	Vehicle Expense	234.85			234.85
Evergreen FS-Stephens #24	Credit	Vehicle Expense	369.35			369.35
FEDEX	Culinary Arts	Postage	7.15	7.15		
FEDEX	AQIP	Graduation Expense	102.70	102.70		
Fairview Park Plaza LLC	Fairview Plaza O&M	Facility Rental	4,615.92		4,615.92	
Feinstein, Jill E	NonCredit	Instructional Supplie	134.13			134.13
Fidelity Investments		Misc Deductions	300.00	300.00		
Firm Systems		Fees Pass Thru Backgr	1,225.00	1,225.00		
FirstEnergy Solutions	Utilities	Electricity and Nat G	16,465.74		16,465.74	
Fought, Patrick W	Clinton Center O&M	Custodial Services	315.00		315.00	
Fought, Patrick W	Clinton Center O&M	Custodial Services	157.50		157.50	
Fought, Patrick W	Clinton Center O&M	Custodial Services	157.50		157.50	
Franczek Radelet	Board of Trustees	Legal Services-Admin	2,112.00	2,112.00		
Frontier	Clinton Center O&M	Telephone	142.35		142.35	
G F I Digital	Sequestration Proj	Printing	131.65			131.65
Goodman, Vivian T	CommunityService	Telephone	90.00			90.00
Grainger Inc	Maintenance	Maintenance Supplies	60.39		60.39	
Green Valley Inc	Grant-SupportServices	Contractual-Other	1,137.42			1,137.42
Grimm, Susan	Radiology Tech-Hlth O	Travel-In State Milea	207.00	207.00		
Higher Learning Commission	General Expenses	Publications & Dues	4,950.25	4,950.25		
Hoelting & Co	Culinary Arts	Contractual-Other	104.45	104.45		
Illinois Century Network	Networking Support	Telecommunications	664.00	664.00		
Illinois Community College Board	Online Learning	Publications & Dues	1,000.00	1,000.00		
Inceptia	VP Student Success	Publications & Dues	98.75	98.75		
Ingle, Jeffery A	Student Activities	Contractual-Other	150.00			150.00
Jan Master Cleaning Services Inc	Outdoor Exposition Sp	Contractual-Other	141.75			141.75
Jan Master Cleaning Services Inc	Custodial	Custodial Services	2,041.20		2,041.20	
		PAGE TOTALS	80,320.16	29,248.24	23,955.60	27,116.32

Richland Community College  
 Bills Presented for Ratification  
 JULY 1617

Vendor Name	Function	Object	Invoice Amount	Educational Fund	O & M Fund	Other Fund
Jan Master Cleaning Services Inc	Custodial	Custodial Services	24,300.00		24,300.00	
Jan Master Cleaning Services Inc	Macon Co Soil & Water	Custodial Services	450.00		450.00	
Jan Master Cleaning Services Inc	Sequestration Bldg O&	Custodial Services	1,100.00		1,100.00	
Jan Master Cleaning Services Inc	Workforce Development	Custodial Services	1,850.00		1,850.00	
Jan Master Cleaning Services Inc	Liab Protection & Set	Custodial Services	226.80			226.80
Jan Master Cleaning Services Inc	Liab Protection & Set	Custodial Services	2,700.00			2,700.00
Jason's Lawn Care	Clinton Center O&M	Snow/Grounds	320.00		320.00	
Keystone Homes	Clinton Center O&M	Facility Rental	6,333.00		6,333.00	
Lee Enterprises Inc	Maintenance	Advertising	51.10		51.10	
Logical Operations	Credit	Instructional Supplie	117.02			117.02
Lowe's Home Centers Inc	Instruction-Other	Instructional Supplie	1,369.83			1,369.83
MANCOMM	Credit	Instructional Supplie	82.06			82.06
MRE Benefit Admin Systems		Group Insurance	27,633.63	27,633.63		
MRE Benefit Admin Systems		Health Insurance	181,023.93	181,023.93		
Macon County Circuit Clerk		Wage Garnishment Orde	500.00	500.00		
Macon County Circuit Clerk		Wage Garnishment Orde	500.00	500.00		
Macon County Highway Department	Maintenance	Equip Repair/Maint Ag	1,869.51		1,869.51	
Macon Resources Inc	Allied Health	Laundry/Linen Supplie	36.26	36.26		
Main Street Church of the	CommunityService	Facility Rental	250.00			250.00
Main Street Church of the	CommunityService	Facility Rental	150.00			150.00
Mangle Management Systems		Other Receivables	327.75	327.75		
Mangle Management Systems		Revenue-Misc/OtherSou	32.81	32.81		
Mangle Management Systems	Presidents Office	Recruitment	130.00	130.00		
Mangle Management Systems	Outdoor Exposition Sp	Meals	3,323.50			3,323.50
Mazzotti Services	Club Expenses	Materials	167.95			167.95
Menard Inc	Maintenance	Maintenance Supplies	217.71		217.71	
Menard Inc	Maintenance	Maintenance Supplies	275.62		275.62	
Menard Inc	Instruction-Other	Instructional Supplie	245.41			245.41
Menard Inc	Maintenance	Maintenance Supplies	190.72		190.72	
Menard Inc	Maintenance	Maintenance Supplies	50.52		50.52	
Menard Inc	Maintenance	Maintenance Supplies	47.94		47.94	
Menard Inc	Renovations / Remodel	Materials	59.60			59.60
Midland Paper Company	Copy Center	Materials	233.78			233.78
Midland Paper Company	Copy Center	Materials	483.07			483.07
Midland Paper Company	Copy Center	Materials	1,592.12			1,592.12
Midwest Fiber Inc of Decatur	Utilities	Refuse Disposal	90.00		90.00	
Motion Industries	Maintenance	Maintenance Supplies	-2.16		-2.16	
Motion Industries	Maintenance	Maintenance Supplies	40.39		40.39	
Napa Auto Parts	Automotive-Tech Occ	Instructional Supplie	5.46	5.46		
Napa Auto Parts	Automotive-Tech Occ	Instructional Supplie	21.91	21.91		
Neuhoff Media Decatur	Marketing	Advertising	310.00	310.00		
Neuhoff Media Decatur	Marketing	Advertising	310.00	310.00		
Neuhoff Media Decatur	Marketing	Advertising	310.00	310.00		
Neuhoff Media Decatur	Marketing	Advertising	310.00	310.00		
Neuhoff Media Decatur	Marketing	Advertising	310.00	310.00		
Newman & Ullman Inc		Inventory-CentralStor	99.00	99.00		
NewsBank Inc	LRC	Publications & Dues	2,420.00	2,420.00		
Niemann Foods	Culinary Arts	Instructional Supplie	12.56		12.56	
Niemann Foods	Culinary Arts	Instructional Supplie	18.56		18.56	
PAGE TOTALS			262,497.36	214,311.87	37,184.35	11,001.14

Richland Community College  
Bills Presented for Ratification  
JULY 1617

Vendor Name	Function	Object	Invoice Amount	Educational Fund	O & M Fund	Other Fund
Niemann Foods	Culinary Arts	Instructional Supplie	75.73	75.73		
Niemann Foods	Culinary Arts	Instructional Supplie	41.94	41.94		
Niemann Foods	Culinary Arts	Instructional Supplie	47.24	47.24		
Niemann Foods	Culinary Arts	Instructional Supplie	25.20	25.20		
O'Neal, Scott A	Grant-Non-Administrat	Contractual-Other	200.00			200.00
O'Reilly Auto Parts	Automotive-Tech Occ	Instructional Supplie	41.94	41.94		
O'Reilly Auto Parts	Automotive-Tech Occ	Instructional Supplie	7.99	7.99		
O'Reilly Auto Parts	Automotive-Tech Occ	Instructional Supplie	-36.72	-36.72		
O'Reilly Auto Parts	Automotive-Tech Occ	Instructional Supplie	-139.67	-139.67		
O'Reilly Auto Parts	Automotive-Tech Occ	Instructional Supplie	17.17	17.17		
O'Reilly Auto Parts	Automotive-Tech Occ	Instructional Supplie	59.99	59.99		
O'Reilly Auto Parts	Automotive-Tech Occ	Instructional Supplie	139.67	139.67		
O'Reilly Auto Parts	Automotive-Tech Occ	Instructional Supplie	2.99	2.99		
O'Reilly Auto Parts	Diesel Med/Hvy Trk Te	Instructional Supplie	-54.14	-54.14		
O'Reilly Auto Parts	Diesel Med/Hvy Trk Te	Instructional Supplie	112.74	112.74		
Office Depot Inc		Inventory-CentralStor	433.72	433.72		
Office Max		Inventory-CentralStor	34.64	34.64		
Oliver, Brooke D	Surgical Tech-Health	Travel-In State Milea	441.60	441.60		
Orv Graham Radio Advertising Bro	Marketing	Advertising	160.00	160.00		
Parks Sewer Service	Maintenance	Equip Repair/Maint Ag	640.00		640.00	
Parks Sewer Service	Maintenance	Equip Repair/Maint Ag	225.00		225.00	
Per Mar Security & Research Corp	Security	Security	153.24		153.24	
Per Mar Security & Research Corp	Liab Protection & Set	Security	3,677.56			3,677.56
Per Mar Security & Research Corp	Security	Security	169.12		169.12	
Per Mar Security & Research Corp	Liab Protection & Set	Security	4,058.80			4,058.80
Per Mar Security & Research Corp	Security	Security	175.78		175.78	
Per Mar Security & Research Corp	Liab Protection & Set	Security	4,218.52			4,218.52
Pharmacy Technician Certificatio		Fees Pass Thru Nursin	516.00	516.00		
Presentations Direct	Copy Center	Materials	200.42			200.42
Pride Cleaners	Culinary Arts	Contractual-Other	110.94	110.94		
Pride Cleaners	Culinary Arts	Contractual-Other	52.89	52.89		
Pride Cleaners	Culinary Arts	Contractual-Other	63.21	63.21		
Pride Cleaners	Culinary Arts	Contractual-Other	56.76	56.76		
Quality Elevator Inspections	CSI Building O&M	Equip Repair/Maint Ag	250.00		250.00	
R D McMillen Enterprises	Custodial	Maintenance Supplies	252.84		252.84	
RCC Bookstore	Credit	Instructional Supplie	2,187.00			2,187.00
RCC Bookstore	Art-Baccalaureate	Instructional Supplie	85.00	85.00		
RCC Bookstore	Student Activities	Materials	844.69			844.69
RCC Bookstore	Club Expenses	Materials	357.00			357.00
RCC Bookstore		NonTaxBooks -Workforc	88.00	88.00		
RCC-Foundation		Revenue-Misc/OtherSou	25.00	25.00		
RCC-Foundation		Richland Foundation	114.66	114.66		
RCC-Foundation		Revenue-Misc/OtherSou	600.00	600.00		
RCC-Foundation		Credit Card Clearing	25.00	25.00		
RCC-Foundation		Richland Foundation	84.66	84.66		
Raynor Doors & More	Maintenance	Equip Repair/Maint Ag	275.00		275.00	
Reliance Standard		Life Insurance	3,199.66	3,199.66		
Reliance Standard		LTD Insurance	1,960.58	1,960.58		
Reliance Standard		Supplemental Life Ins	1,592.90	1,592.90		
		PAGE TOTALS	27,872.26	9,987.29	2,140.98	15,743.99

Richland Community College  
Bills Presented for Ratification  
JULY 1617

Vendor Name	Function	Object	Invoice Amount	Educational Fund	O & M Fund	Other Fund
Robert's Sysco Inc	Culinary Arts	Instructional Supplie	1,026.56	1,026.56		
Rotary Club of Decatur #180	Presidents Office	Publications & Dues	200.00	200.00		
Rush Truck Leasing	Grounds	Install Pymt Lease/Pu	2,177.80		2,177.80	
S J Smith Company Inc	Welding-Technical Occ	Instructional Supplie	117.26	117.26		
S J Smith Company Inc	Welding-Technical Occ	Instructional Supplie	52.40	52.40		
S J Smith Company Inc	Welding-Technical Occ	Instructional Supplie	482.98	482.98		
S J Smith Company Inc	Human Simulator	Instructional Supplie	83.40	83.40		
S J Smith Company Inc	Club Expenses	Contractual-Other	10.20			10.20
Secretary of State	Credit	Instructional Supplie	50.00			50.00
Shuppara, Allison J	VP Economic Developme	Contractual-Other	27.00	27.00		
Sligo Steel	Welding-Technical Occ	Instructional Supplie	214.55	214.55		
Spectrum Janitorial Supply	CulinaryRestaurant	Materials	553.83			553.83
Spectrum Janitorial Supply	Custodial	Maintenance Supplies	490.23		490.23	
Spectrum Janitorial Supply	Custodial	Maintenance Supplies	16.72		16.72	
Spectrum Janitorial Supply	Custodial	Maintenance Supplies	331.12		331.12	
Spectrum Janitorial Supply	Custodial	Maintenance Supplies	1,268.45		1,268.45	
Spectrum Janitorial Supply	Custodial	Maintenance Supplies	358.65		358.65	
Spectrum Janitorial Supply	Custodial	Maintenance Supplies	-70.80		-70.80	
St Catherine University (MN)		Fees Pass Thru Rad Te	432.00	432.00		
State Universities Retirement		SURS 8%	37,493.12	37,493.12		
State Universities Retirement		SURS 8%	2,021.48	2,021.48		
State Universities Retirement		SURSRetiremtInstallPu	168.50	168.50		
State Universities Retirement		SURS 1/2%	4,448.44	4,448.44		
State Universities Retirement		SURS 8%	1,989.04	1,989.04		
State Universities Retirement		SURS 8%	34,807.07	34,807.07		
State Universities Retirement		SURSRetiremtInstallPu	168.50	168.50		
State Universities Retirement		SURS 1/2%	4,114.22	4,114.22		
Steam Power	Maintenance	Equip Repair/Maint Ag	3,000.00		3,000.00	
Striglos Office Equipment		Inventory-CentralStor	58.45	58.45		
The Decatur Club	Presidents Office	Publications & Dues	65.00	65.00		
The Decatur Club	Presidents Office	Equip Repair/Maint Ag	1,935.14	1,935.14		
The Decatur Club	Presidents Office	Publications & Dues	65.00	65.00		
The Omni Group	General Expenses	Bank Service Charges	8.00	8.00		
The Omni Group	General Expenses	Bank Service Charges	10.00	10.00		
Trinty Dodge Inc	Grant-SupportServices	Contractual-Other	746.01			746.01
Tucker, Brian J		Other Current Obligat	124.90			124.90
Tucker, Brian J		Other Current Obligat	47.25			47.25
USA Clean Inc	Custodial	Equip Repair/Maint Ag	76.34		76.34	
United Parcel Service	General Expenses	Postage	92.00	92.00		
United Way of Decatur/Macon Cnty		United Way	115.67	115.67		
United Way of Decatur/Macon Cnty		United Way	115.67	115.67		
University of Illinois Payment C	LRC	Publications & Dues	9,680.00	9,680.00		
University of Illinois Payment C	LRC	Publications & Dues	20,408.65	20,408.65		
Valdez, Cristobal O	Presidents Office	Recruitment	3,359.19	3,359.19		
Valdez, Cristobal O	Presidents Office	Recruitment	1,283.59	1,283.59		
Verizon Wireless	Admission & Recruitme	Telephone	50.02	50.02		
Verizon Wireless	Utilities	Telephone	214.00		214.00	
Verizon Wireless	Utilities	Telephone	243.26		243.26	
WDKR Radio Station	Marketing	Advertising	132.00	132.00		
		PAGE TOTALS	134,862.86	125,224.90	8,105.77	1,532.19

Richland Community College  
 Bills Presented for Ratification  
 JULY 1617

Vendor Name	Function	Object	Invoice Amount	Educational Fund	O & M Fund	Other Fund
WXFM	Marketing	Advertising	132.00	132.00		
Williams, Jeffrey Robert	Grant-Non-Administrat	Contractual-Other	200.00			200.00
Wilson Chrysler Plymouth	Grant-SupportServices	Contractual-Other	793.65			793.65
World Point ECC Inc	Credit	Instructional Supplie	509.95			509.95
World Point ECC Inc	Credit	Instructional Supplie	78.45			78.45
Xerox Corp	Copy Center	Install Pymt Lease/Pu	2,307.74			2,307.74
Xerox Corp	Copy Center	Install Pymt Lease/Pu	1,622.48			1,622.48
Xerox Corp	Copy Center	Install Pymt Lease/Pu	307.11			307.11
Xerox Corp	Copy Center	Install Pymt Lease/Pu	194.99			194.99
Xerox Corp	Copy Center	Install Pymt Lease/Pu	41.86			41.86
Xerox Corporation	Copiers	Equipment Rental	171.36	171.36		
Zips Florist Inc	General Expenses	Graduation Expense	1,707.35	1,707.35		
eScience Labs		Online Chemistry Lab	3,299.00	3,299.00		
Student Refunds			2,130.00	2,130.00		
		PAGE TOTALS	13,495.94	7,439.71	0.00	6,056.23
		AP GRAND TOTAL	641,278.62	441,537.51	96,820.52	102,920.59

## ITEMS FROM THE BOARD

**EXECUTIVE SESSION**

**Executive Session- August 16, 2016**

**MOTION FOR CLOSED SESSION**

**I move that the Board enter into closed session in accordance with 5 ILCS 120/2. (c) (1) "The appointment, employment, compensation, discipline, performance, or dismissal of specific employees of Richland Community College...."**

**Richland Community College is in compliance with Public Act 93-0523, requiring the tape or video recording of all executive sessions.**

**ADJOURNMENT**