




BOARD OF TRUSTEES

May 17, 2016

REGULAR MEETING 5:30 P.M. | RICHLAND COMMUNITY COLLEGE ROOM E181



**RICHLAND COMMUNITY COLLEGE
DISTRICT NO. 537
BOARD OF TRUSTEES REGULAR MEETING**

May 17, 2016

AGENDA

The Vision: To be the premier source for education, workforce training, partnerships, and economic development.

College Mission: To provide innovative educational environments, opportunities, and experiences that enable individuals, communities, and the region to grow, thrive, and prosper.

Core Values: Commitment, Respect, Excellence, Accountability, and Diversity

- I. Convening of the Regular Meeting – 5:30 p.m.
 - A. Call to Order
 - B. Roll Call
- II. ***Minutes of the Regular Meeting on April 19, 2016***
- III. Appearance of Citizens and Introduction of Guests
- IV. ***Reorganization of Board of Trustees and Ad Hoc Appointments***
- V. Written Communications
 - A memorandum is included from Joe Feinstein regarding the transfer of the 2000 Chrysler Voyager van to the Richland Community College automotive program.
 - Included is correspondence from ICCB with distribution of Fiscal Year 2016 System Grants to the Districts.
 - A Thank You note was received from students at Dennis school for a donation made by Richland Community College for the building of a house for a family in need.
 - Correspondence was received from HVAC Excellence accrediting Richland Community College's HVAC Program.

- College Activities Report
- Personnel Update

VI. Special Reports

A. Report of the President

1. College Spotlight – Evolution of Richland Community College’s Media Program – Dr. Jarmese Sherrod
2. Construction Report

B. Report of ICCTA

C. Report of Student Trustee

D. Report of Agreements/Contracts signed by President Novak for the month of April 2016

VII. Consent Agenda (PINK COLOR)

A. **Charge-Backs**

1. Kelsy E. Gosda – Veterinary Technology – Parkland College – 2016 Fall Term – 2017 Summer Term
2. Callie Wildman – Agricultural Business: Grain Merchandising and Management – Parkland College – 2016 Fall Term – 2017 Summer Term
3. Nathaniel Mechling – Kinesiology – Sports Management – Transferable to the University of Illinois – 2016 Fall Term – 2017 Spring Term

B. **Tractor-Trailer Lease**

1. Enter into a three year Lease Extension for the CDL Program

VIII. Old Business (BLUE COLOR)

A. Foundation Board Meeting Report

IX. New Business (IVORY COLOR)

A. Tentative FY2017 Budget

B. **Court of Claims**

X. Financial Report (GREEN COLOR)

A. *Treasurer's Report and Financial Statement (WHITE COLOR)*

B. *Bills for Ratification*

XI. Items from the Board

XII. Executive Session (IVORY COLOR)

XIII. Adjournment

Bold and Italics Denotes Action Items

JANUARY 2016

Reports
Consent Agenda
College Legal Contractual Agreements
New Business

FEBRUARY 2016

Reports
Consent Agenda
New Business
 Recommendations for Tenure
 Recommendation for Approval of Fees
Strategic Plan Priorities

MARCH 2016

Reports
Consent Agenda
New Business
 Recommendations for Faculty Promotions in Rank
 Recommendation to Grant Professor Emeritus Status
 Recommendation to Grant Staff Emeritus Status
 Recommendation for Professional Leave
 Recommendation for Approval of Tuition

APRIL 2016

Tenure and Promotion Recognition Dinner
Student Government Election Results
Report from Board Secretary regarding Election of Student Trustee
Seating of New Student Trustee
Reports

MAY 2016

Reorganization of Board of Trustees
Reports
Consent Agenda
New Business
 Tentative Budget
Other
 RCC Commencement
ICCTA Lobby Day

JUNE 2016

Public Hearing for Budget
Reports
 Strategic Plan Quarterly Report
Consent Agenda
New Business
Resolution Adopting Budget
 Compliance with Prevailing Wage Act
 State Capital Funding Request
Resolution Transferring Earnings
Review of Minutes of Previous Executive Sessions

JULY 2016

Reports

Consent Agenda

Other

AUGUST 2016

Reports

Institutional year Book
Program Review
Presentation

Consent Agenda

SEPTEMBER 2016

Reports

Consent Agenda

Annual Foundation
Board Meeting

OCTOBER 2016

Reports

Consent Agenda

**Distribution of audit
Reports – RCC &
Brush College, LLC**

Strategic Plan Quarterly
Update

NOVEMBER 2016

Reports

Audit Presentation

Consent Agenda

**Calendar of Regular
Meeting of Board of
Trustees**

Old Business

Financial Report

DECEMBER 2016

Reports

Consent Agenda

Old Business

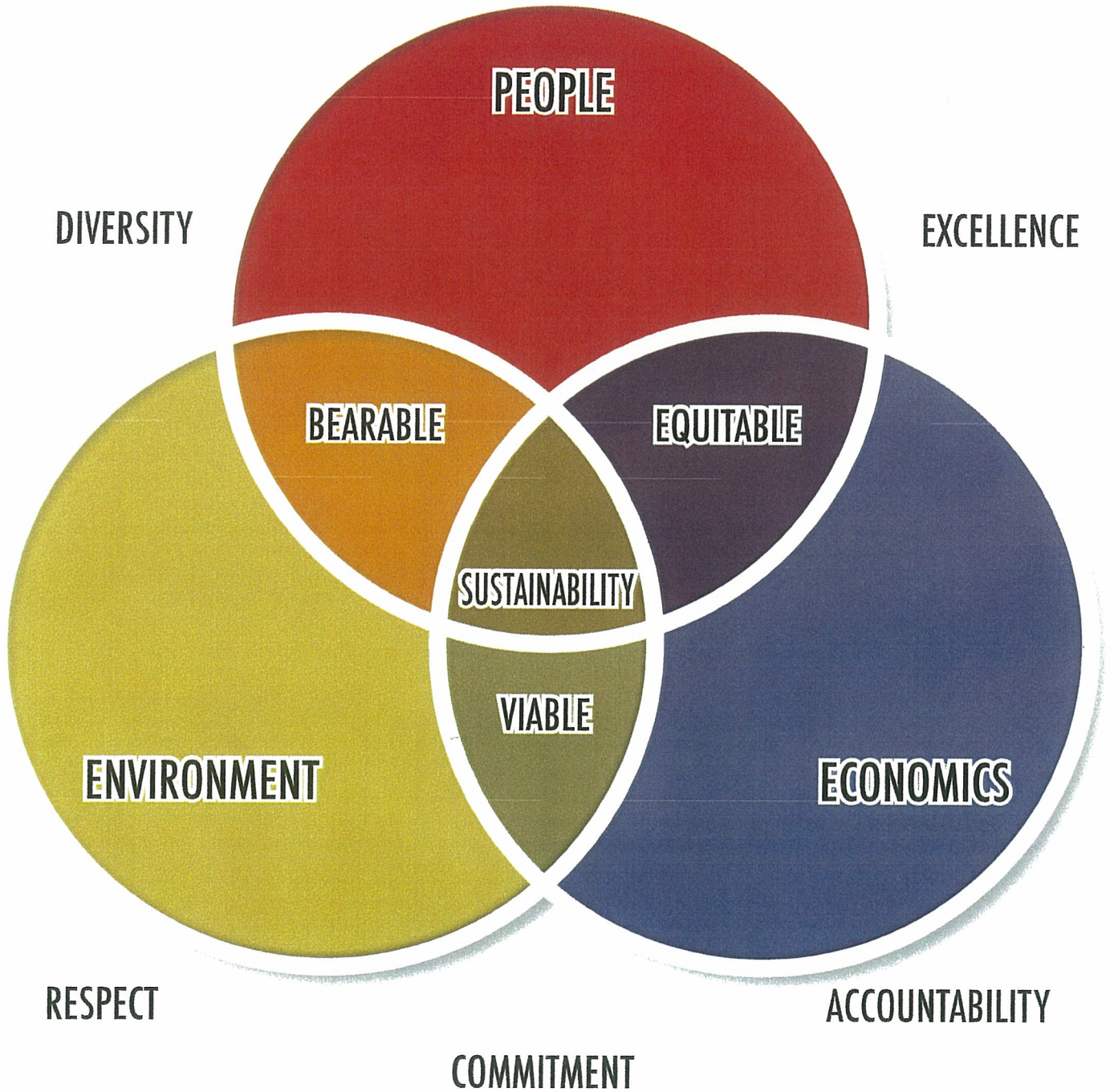
**Resolution for Fiscal
Year Tax Levy**

**Review of Minutes of
Previous Executive
Sessions**

Winter Board Retreat

Strategic Plan Priorities
Results Report

PRINCIPLES OF SUSTAINABILITY



Richland Community College Strategic Plan 2015 - 2018

College Vision

To be the Premier Source for Education, Workforce Training, Partnerships, and Economic Development.

College Mission

The mission of Richland Community College is to provide innovative educational environments, opportunities, and experiences that enable individuals, communities, and the region to grow, thrive, and prosper.

Core Values

Commitment
Respect
Excellence
Accountability
Diversity

Strategic Plan

Goal 1: Elevate Teaching and Learning Standards

- Strategy A: Utilize Richland's Cross Disciplinary Outcomes process to assess student learning.
- Strategy B: Demonstrate the assessment of program student learning outcomes.
- Strategy C: Engage faculty and staff in program review using the established process.
- Strategy D: Enhance teaching and learning through faculty development opportunities.
- Strategy E: Deploy innovative instructional delivery and assessment systems.
- Strategy F: Expand project-based and other career-focused learning experiences for students.

Goal 2: Foster Student Success and Completion

- Strategy A: Engage in activities that improve the college and career readiness of Richland students.
- Strategy B: Advance a comprehensive Strategic Enrollment Management process and completion agenda.
- Strategy C: Engage students in the holistic development of educational pathways.
- Strategy D: Implement student success strategies to address progress expectations and identified momentum points.
- Strategy E: Establish robust student support systems including proactive advising and work-based career-focused experiences.

Goal 3: Create and Advance Workforce Development Partnerships

- Strategy A: Discover common workforce needs and opportunities to strengthen community relationships.
- Strategy B: Identify and implement new career and technical education programs of study and workforce development programs reflecting community economic development initiatives.
- Strategy C: Actively engage in legislative and government relations that serve to further Richland's mission.
- Strategy D: Proactively secure opportunities for media to highlight the vast portfolio of offerings available to District residents.
- Strategy E: Facilitate workforce and economic development opportunities through business incubator and other entrepreneurial training.
- Strategy F: Successfully fulfill the design, development and delivery of a new school of business integrated curriculum.

Goal 4: Ensure a Sustainable Organization

- Strategy A: Align and empower employee strengths that benefit the institution in meeting strategic goals.
- Strategy B: Optimize human, economic, and environmental expenses with available revenue.
- Strategy C: Balance the physical environment to connect to the College principles of sustainability.
- Strategy D: Identify and secure alternative revenue streams.
- Strategy E: Align facility utilization with established program needs.

L2 Division/Department/Area Balanced Scorecards

L1 Institutional Balanced Scorecard

Annual Priorities

Dashboard

Implementation and Performance

Public Accountability

Implementation and Performance

Public Accountability

<http://www.richland.edu/effectiveness/strategicplan>

2016 Richland Community College Strategic Plan Priorities

Goal 1: Elevate Teaching and Learning Standards.

Strategy A: Utilize Richland's Cross Disciplinary Outcomes process to assess student learning.

1. Complete evaluation of oral communication artifacts.
2. Complete rubric for assessment of Technology Proficiency.

Strategy B: Demonstrate the assessment of program student learning outcomes.

1. Assess progress of program student learning outcomes by transitioning to a focus on data collection, analysis, and planned improvements.

Strategy C: Engage faculty and staff in the program review using the established process.

1. Increase faculty and program staff involvement in program reviews scheduled for FY16 by ICCB.
2. Continue implementation of CIP Team 2-15A, *Instructional Delivery and Program Optimization*, recommendations.

Strategy D: Enhance teaching and learning through faculty development opportunities.

1. Establish process to assess participation.
2. Complete professional development plans.

Strategy E: Deploy innovative instructional delivery and assessment systems.

1. Increase the number of students using alternative pathways to credit-level coursework and follow up with students using co-requisite model for persistence and retention.
2. Ensure the English Bridge Program curriculum emphasizes the elements of effective first-year writing/college-level English writing requirements.
3. Provide and analyze benchmark data from the high school Math 098 pilot.
4. Establish one STEM content discipline to align with a high school.

Strategy F: Expand project-based learning and other career-focused learning experiences for students.

1. Establish a professional development plan for faculty around project-based learning.
-

Goal 2: Foster Student Success and Completion.

Strategy A: Engage in activities that improve the college and career readiness of Richland students.

1. Initiate pathway alignment evaluation for core disciplines such as English, Communications and Math.

Strategy B: Advance a comprehensive Strategic Enrollment Management process and completion agenda.

1. Promote and evaluate intentional scheduling efforts (i.e., stream scheduling, Transfer Academy, Clinton scheduling, night academy, etc.) to determine next steps.
2. Benchmark and track enrollment patterns to two identified target student populations (e.g., aged 25-29, developmental education, online).
3. Reinforce enrollments through targeted marketing activities in underserved areas.

Strategy C: Engage students in the holistic development of educational pathways.

1. Evaluate enrollment pipeline to identify potential opportunities for improvement related to persistence and retention of Richland students.
 2. Continue implementation of CIP Team 2-15B, *Student Driven Scheduling*, recommendations.
-

Strategy D: Implement student success strategies to address progress expectations and identified momentum points.

1. Create promotions throughout the year that encourage applications for scholarships and strengthen connections to scholarship donors, students and parents.
2. Write 6-7 new scholarship agreements that support students with financial need.
3. Implement new FAFSA rules.
4. Expand additional bridge programming for adult education students.
5. Update, increase and promote articulation agreements with partnering educational institutions.

Strategy E: Establish robust student support systems including proactive advising and work-based career-focused experiences.

1. Promote career services offerings through faculty and class presentations.
 2. Implement the internship tracking modules of College Central Network.
-

Goal 3: Create and Advance Workforce Development Partnerships.

Strategy A: Discover common workforce needs and opportunities to strengthen community relationships.

1. Track advisory committee meetings and develop list of advisory committee recommendations.
2. Conduct 2-3 on-campus activities and 2 off-campus engagement activities to reconnect alumni to Richland.
3. Maintain, add and update contact information for Richland alumni.
4. Seek out and implement innovative ideas to further research and development for Richland and Richland students.
5. Develop partnerships for utilization of Progress City USA and enhance utilization of facilities to increase revenue.
6. Expand CCUS partnership with U.S. Department of Energy.

Strategy B: Identify and implement new career and technical education programs of study and workforce development programs reflecting community economic development initiatives.

1. Develop and deploy CTE curriculum model pilot that aligns college courses with employer needs. Develop 2 additional pathways.
2. Expand STEAM (Science, Technology, Engineering, Arts, Math) activities with K-12 partners.
3. Implement Advisory Board for Carroll School of Business.
4. Implement national AATP marketing/recruitment partnership to establish food technology industry-cluster with the goal of securing a new business tenant in AATP within 24 months.
5. Participate, as 1 of 5 community colleges, in Midwest Community College Agriculture Consortium with USDA and NCGA to sponsor a research activity at RCC/AATP in FY17.

Strategy C: Actively engage in legislative and government relations that serve to further Richland's mission.

1. Reinforce Richland's role as a leader in broader public policy debate.
2. Maintain an open dialogue with elected officials regarding significant priorities, activities and decisions of the College.
3. Advocate on behalf of the community college system's agenda.
4. Utilize the collective expertise of elected officials to create new opportunities for Richland.
5. Participate in Economic Development Corporation and Greater Decatur Chamber of Commerce activities to increase Richland visibility regarding program and learning resources.

Strategy D: Proactively secure opportunities for media to highlight the vast portfolio of offerings available to District residents.

1. Strengthen press releases and stories promoting opportunities and events at the College.
2. Enhance monthly radio segments.
3. Enhance social media opportunities in promotion.
4. Highlight faculty and student awards and recognitions.

Strategy E: Facilitate workforce and economic development opportunities through business incubator and entrepreneurial training.

1. Implement Richland/National Foodworks Services, LLC, Memorandum of Understanding (Local Illinois Food Entrepreneurship (LIFE) Program).
2. Expand market for Richland coffee blends in conjunction with community business partnerships.
3. Identify economic development services to be offered by Richland.

Strategy F: Successfully fulfill the design, development and delivery of a new school of business integrated curriculum.

1. Complete canvassing of foundations and corporations of gift prospects to support the Carroll School of Business.
 2. Continue implementation of design and development of the Carroll School of Business.
-

Goal 4: Ensure a Sustainable Organization.

Strategy A: Align and empower employee strengths that benefit the institution in meeting strategic goals.

1. Conduct a successful Presidential Search utilizing ACCT's process.

Strategy B: Optimize human, economic and environmental expenses with available revenue.

1. Develop a balanced budget within the constraints of limited resources by the June Board of Trustees' meeting.
2. Review and modify the College's Health Insurance Benefit Program by benefit choice period to reduce costs for the College and staff.
3. Enhance existing reporting for financial data.
4. Review and modify procedures in purchasing, travel and cash management to ensure efficient use of College resources.
5. Develop strategies to increase the operating fund balance.
6. Analyze feasibility of continuing scholarship programs.

Strategy C: Balance the physical environment to connect to the College principles of sustainability.

1. Develop AASHE Sustainability Plan.
2. Implement and evaluate training protocols enabling the College to meet the requirements outlined in the Crisis Management Plan for implementation by August opening of the academic year.

Strategy D: Identify and secure alternative revenue streams.

1. Seek three new grants that further Richland's mission and add to existing revenue streams.
2. Develop new and broaden existing revenue streams by building creative and entrepreneurial partnerships with foundations, corporations, government sources and private donors.

Strategy E: Align facility utilization with established program needs.

1. Continue to work with the CBD, BLDD and contractors for efficient project management through completion of the Student Success Center project (pending release of state funds).
2. Develop process for measurement and implementation of facility utilization.

CONVENING OF THE REGULAR MEETING

MINUTES OF THE REGULAR MEETING ON APRIL 19, 2016

**MINUTES OF BOARD OF TRUSTEES REGULAR MEETING
DISTRICT NO. 537
RICHLAND COMMUNITY COLLEGE**

April 19, 2016

RECOGNITION DINNER

The Promotion, Tenure, and Recognition dinner was held at 5:00 p.m. in Bistro Five Thirty Seven prior to the board meeting to honor faculty members who received tenure in February and Promotion in rank in March. Also, Rosemarie King, 2016 Faculty Member of the Year, Cody Morrell, 2016 Adjunct Faculty of the year, and Yvonne Hawkins, 2016 Distinguished Alumnus, were honored. Karen Becker was awarded Professor Emeritus status.

CONVENING OF THE MEETING

Call to Order The regular meeting was called to order at 6:18 p.m. Tuesday, April 19, 2016, in Conference Room E181 by Chairman Campbell. Chairman Campbell also recited the College Vision, Mission, and Core Values.

Roll Call

Trustees Present: Bruce Campbell, Dr. Larry Osborne, Tom Ritter, Dale Colee, Dr. David Coopridier, Bishop Wayne Dunning, Randy Prince, Donnie Lewis

Trustees Absent: None

Also present: Dr. Charles Novak and other staff members

MINUTES OF PREVIOUS MEETING

The minutes of the regular meeting of March 15, 2016, had been distributed to the Board prior to this meeting.

Prince moved to approve the minutes of the regular meeting of March 15, 2016. Dr. Osborne seconded. Voice vote being all ayes, Chairman Campbell declared the motion carried.

APPEARANCE OF CITIZENS AND INTRODUCTION OF GUESTS

Dr. Novak welcomed Chris Lusvardi from the Herald and Review and David Jordan.

RECOGNITION OF FORMER STUDENT TRUSTEE

Chairman Campbell read and presented a service plaque to Donnie Lewis along with his nameplate. The plaque recognized Donnie Lewis for his service as a student member of the Board of Trustees for the 2015-2016 term.

REPORT FROM BOARD SECRETARY REGARDING ELECTION OF STUDENT TRUSTEE

Secretary Coopriider reported to the board regarding the election of the Student Trustee conducted March 28 – April 1, 2016, indicated Ashley Ronda was duly elected and qualified to fill the 2016-2017 term of office commencing on April 19, 2016.

SWEARING IN AND SEATING OF STUDENT TRUSTEE FOR 2016-2017 – ASHLEY RONDA

Chairman Campbell administered the Oath of Office to Ashley Ronda, new student member of the Board of Trustees for 2016-2017, and formally seated her as a student trustee.

WRITTEN COMMUNICATIONS

College Activities Report:

- Progress City USA - Cluster Dog Show, April 28, 29, 30, and May 1
- Student Awards & Recognition Reception - April 29, beginning at 5:00 p.m. in the Shilling Center
- Richland Spring Dance Concert, May 3, 6, 7, at 7:00 p.m. in the Shilling Auditorium
- Annual Mother's Day Plant Sale, May 6, from 7:00 a.m. – 6:00 p.m. and May 7, from 7:00 a.m. – 1:00 p.m. in the Horticulture Building
- Richland Community College Foundation Annual Golf Outing, May 13, Hickory Point Golf Course
- May 17-19 – Spring Semester Final Exams
- May 17, Board of Trustees meeting
- May 20, Richland Community College Commencement – 7:00 p.m. – Decatur Civic Center
- Finders Market – May 20 and 21 – Progress City USA
- Memorial Day – May 30, College closed

Personnel Update

Retirements, Resignations, and Terminations

- Jessica Pickel, Director, Adult Education, Economic Development and Innovative Workforce Solutions, effective March 31, 2016
- Patricia Sprague, Prevention Specialist, Decatur Community Partnership, effective March 31, 2016

Changes

- Jeff Davison, Director, Adult Education, Temporary Assignment, Economic Development and Innovative Workforce Solutions, effective April 5, 2016

New Employees

- Cherilynn Evans, Teacher Assistant, Part-time, Early Childhood Development Center, effective March 28, 2016
- Hannah Templin, Teacher Assistant, Part-time, Early Childhood Development Center, effective March 28, 2016

SPECIAL REPORTS

REPORT OF THE PRESIDENT

1. Kona Jones, Online Learning, presented the College Spotlight – Retention Strategies for Online Students
2. Greg Florian, Vice President of Finance and Administration, presented the Construction Report and BLDD presented information regarding the Carroll School of Business project
3. Dr. Gianina Baker presented the FY2016 Strategic Plan Priorities Update

REPORT OF ICCTA

Dale reminded the Trustees of upcoming meetings in Springfield. May 3 and 4 is the ICCTA meeting and Lobby Day. June 2 – 4 is the Annual Convention. Dale encouraged attendance and Bruce asked that Madonna send reminders to the Trustees.

REPORT OF STUDENT TRUSTEE

Student Trustee Ashley Ronda reported on the upcoming events at Richland Community College. The activities are listed in the board book.

AGREEMENTS/CONTRACTS AUTHORIZED BY THE PRESIDENT FOR THE MONTH OF MARCH

Dr. Novak signed an agreement for the U.S. Department of Energy, Office of Fossil Energy, National Energy Technology Laboratory, DE-FOA-0001240, Intelligent Monitoring System for Real-time Geologic Storage, Optimization, and Reservoir Management.

CONSENT AGENDA

A recommendation to authorize the destruction of the verbatim record of the November 18, 2014 closed session.

A recommendation to approve the Charge-back for Mackenzie Wagoner, Veterinary Technology AAS to Parkland College for Fall 2016 – Summer 2017 term.

Prince moved to approve the consent agenda items as presented. Dr. Osborne seconded. Roll call vote being all ayes, Chairman Campbell declared the motion carried.

OLD BUSINESS

A recommendation was made to approve a funded capital project at a cost of \$3.5 million for renovation of the Second Floor South Wing of the Main Campus Building; engage BLDD as the architects for the design, development, and professional management services for the entire project at a fee not-to-exceed 8% of the construction cost; approve staff to submit the project to the ICCB for its approval; and approve staff to submit a request for funding to Richland Community College Foundation for \$3.5 million for the renovations for the Carroll Center for Enterprise and Innovation.

Colee moved to approve a funded capital project at a cost of \$3.5 million for renovation of the Second Floor South Wing of the Main Campus Building; engage BLDD as the architects for the design, development, and professional management services for the entire project at a fee not-to-exceed 8% of the construction cost; approve staff to submit the project to the ICCB for its approval; and approve staff to submit a request for funding to Richland Community College Foundation for \$3.5 million for the renovations for the Carroll Center for Enterprise and Innovation. Dr. Osborne seconded. Roll call vote being all ayes, Chairman Campbell declared the motion carried.

BOARD POLICIES, PROPOSALS, AND CHANGES

Board Policy Section 3 – Personnel – Third Reading/Adoption

Section 3 was presented for third reading and adoption. Section 3.1.3 was not revised. As staff have been working through the budget development process it has become apparent that the College would benefit from Board approval of positions and individuals in a greater number of positions. Currently, Board approval is required only for Faculty, Dean, Director, Vice President, and President. This section should be deleted from the policy until such time a more comprehensive policy is approved. All other changes were reflective of clarification in language and responsible office for implementation of policy.

Colee moved to approve Board Policies Section 3 – Personnel, as presented, with the exception of section 3.1.3. Dr. Osborne seconded. Voice vote being all ayes, Chairman Campbell declared the motion carried.

FINANCIAL REPORT

Bills Payable

The March 2016 Treasurer's Report and Financial Statement were presented to and discussed with the Board.

A list of bills paid in the amount of \$759,536.42 for March 2016 was distributed to the Board prior to the meeting.

Dr. Osborne moved to ratify the March bills paid and approve the Financial Statement subject to audit. Prince seconded. Roll call vote being all ayes, Chairman Campbell declared the motion carried.

ITEMS FROM THE BOARD

Dale Colee thanked Dr. Novak for the work he has done up to this point and appreciates his refreshing style.

Bishop Dunning appreciates the communications he gets from Dr. Novak regarding business of the College.

Dr. Osborne thanked BLDD for the amazing presentation and work they have done up to this point for the Carroll School of Business. He stated that this is an exciting time for Richland Community College and hopes that all of this good work will boost enrollment.

Randy Prince welcomed Ashley Ronda to the Board. He asked for an update of candidates for the Presidential Search. Tom Ritter explained that up to this point, ACCT has not released any numbers, but they are actively working and making contacts of potential candidates.

Bruce Campbell thanked BLDD for clearing up a lot of unanswered questions and the work they are doing with Richland Community College. He also thanked the staff and Dr. Novak for the work they are doing to prepare the budget.

EXECUTIVE SESSION

None


ADJOURNMENT

Dr. Coopriider moved and Dr. Osborne seconded to adjourn the meeting at 8:14 p.m.

Dr. David Coopriider, Secretary

APPEARANCE OF CITIZENS AND INTRODUCTION OF GUESTS

**REORGANIZATION OF BOARD OF TRUSTEES AND AD HOC
APPOINTMENTS**

TO: Board of Trustees
FROM: Dr. Chuck Novak 
DATE: May 17, 2016
SUBJECT: Reorganization of Board of Trustees

Mr. Chairman, Members of the Board, Illinois statute requires that the Board conduct an organizational meeting following the election of members to the Board. The organization of the Board will occur in conjunction with the regularly scheduled meeting on May 17.

Chairman Campbell will disband the 2015 Ad Hoc Appointments of Dale Colee as ICCTA Representative, Randy Prince as the Liaison to the Richland Community College Foundation, Tom Ritter and Dr. David Coopriider as the Audit Committee, and Larry Osborne and Rev. Wayne Dunning as the Nominating Committee.

The Nominating Committee appointed by Chairman Campbell will present a recommendation for the slate of the 2017 officers (Chairman, Vice Chairman, and Secretary) for the Board of Trustees. The Board may vote the slate or by office.

After approval of the Board officers, the Chairman will appoint Trustees to the Ad Hoc Committees as needed.

Therefore, it is recommended that the Board of Trustees, enter into the Organization of the Board by electing the Board officers (Chairman, Vice Chairman, Secretary) individually or as a slate for the next year.

WRITTEN COMMUNICATIONS

Memo

To: Dr. Charles Novak
Greg Florian
From: Joe Feinstein *JF*
Date: 4/19/2016
Re: Transfer of the 2000 Chrysler Voyager van to the RCC automotive programs

The oldest passenger vehicle in the College's commercial fleet, a 2000 Chrysler Voyager minivan (VIN# 1C4GJ44G9YB734548) has aged to a point where it is no longer safe to drive without significant repairs. Purchased in 2001, this vehicle has been used exclusively by the College's contract security services personnel for the past five years. A recent inspection of the vehicle by the College's Automotive Program Coordinator indicated that it would cost over \$1,400 in materials alone to repair numerous issues with the transmission, electrical controls, suspension, and various other systems.

In March of 2016 the College's contract Security department began using a different security vehicle that is being provided to the College as part of the current security services contract. The Security department has completely discontinued use of the Voyager minivan, and the Operations department cannot identify another use for this vehicle in its current condition.


Recently, however, the instructors for the College's Automotive & Collision Repair programs have expressed interest in using this minivan for classroom training. Instructors Kent Mears & Curt Happe have proposed to disassemble the vehicle to teach various electrical & mechanical lessons in their classes, and then arrange for the remnants to be delivered to a scrapyard (following their standard vehicle disposal procedures). With no other viable use for this vehicle, I believe it is in the College's best interest to transfer responsibility for the 2000 Chrysler Voyager minivan to the RCC Automotive & Collision Repair programs and designate the vehicle to be used solely for academic instruction.

Please let me know if it is acceptable to proceed with this transfer.

Illinois Community College Board

FISCAL YEAR 2016 SYSTEM GRANTS TO DISTRICTS

	<u>Base Operating Grant</u>	<u>Small College Grant</u>	<u>Equalization Grant</u>	<u>Legislative Add On</u>	<u>Total Grants</u>
Black Hawk	\$ 1,051,469	\$ -	\$ 50,000		\$ 1,101,469
Chicago	\$ 10,653,563	\$ -	\$ -	\$ 3,717,300	\$ 14,370,863
Danville	\$ 433,152	\$ -	\$ 479,657		\$ 912,809
DuPage	\$ 3,501,271	\$ -	\$ -		\$ 3,501,271
Elgin	\$ 1,401,245	\$ -	\$ -		\$ 1,401,245
Harper	\$ 1,992,338	\$ -	\$ -		\$ 1,992,338
Heartland	\$ 697,222	\$ -	\$ -		\$ 697,222
Highland	\$ 328,855	\$ -	\$ 50,000		\$ 378,855
Illinois Central	\$ 1,384,737	\$ -	\$ 50,000		\$ 1,434,737
Illinois Eastern	\$ 1,206,013	\$ -	\$ 3,343,080		\$ 4,549,093
Illinois Valley	\$ 561,896	\$ -	\$ 50,000		\$ 611,896
Joliet	\$ 2,139,220	\$ -	\$ -		\$ 2,139,220
Kankakee	\$ 736,762	\$ -	\$ 179,151		\$ 915,913
Kaskaskia	\$ 868,321	\$ -	\$ 2,871,905		\$ 3,740,226
Kishwaukee	\$ 595,046	\$ -	\$ 513,525		\$ 1,108,571
Lake County	\$ 2,180,192	\$ -	\$ -		\$ 2,180,192
Lake Land	\$ 1,745,075	\$ -	\$ 1,382,884		\$ 3,127,959
Lewis & Clark	\$ 883,031	\$ -	\$ 50,000		\$ 933,031
Lincoln Land	\$ 996,863	\$ -	\$ 50,000		\$ 1,046,863
Logan	\$ 989,001	\$ -	\$ 3,015,467		\$ 4,004,468
McHenry	\$ 841,645	\$ -	\$ -		\$ 841,645
Moraine Valley	\$ 2,132,951	\$ -	\$ 50,000		\$ 2,182,951
Morton	\$ 531,292	\$ -	\$ 857,969		\$ 1,389,261
Oakton	\$ 1,390,786	\$ -	\$ -		\$ 1,390,786
Parkland	\$ 1,205,540	\$ -	\$ 50,000		\$ 1,255,540
Prairie State	\$ 690,195	\$ -	\$ 50,000		\$ 740,195
Rend Lake	\$ 702,262	\$ -	\$ 2,951,345		\$ 3,653,607
Richland	\$ 509,550	\$ -	\$ 50,000		\$ 559,550
Rock Valley	\$ 1,138,100	\$ -	\$ 50,000		\$ 1,188,100
Sandburg	\$ 357,937	\$ -	\$ 50,000		\$ 407,937
Sauk Valley	\$ 342,541	\$ -	\$ 50,000		\$ 392,541
Shawnee	\$ 433,589	\$ -	\$ 1,809,317		\$ 2,242,906
South Suburban	\$ 688,949	\$ -	\$ 50,000		\$ 738,949
Southeastern	\$ 323,754	\$ -	\$ 1,675,700		\$ 1,999,454
Southwestern	\$ 1,614,361	\$ -	\$ 50,000		\$ 1,664,361
Spoon River	\$ 233,654	\$ -	\$ 50,000		\$ 283,654
Triton	\$ 1,262,019	\$ -	\$ -		\$ 1,262,019
Waubonsee	\$ 1,406,631	\$ -	\$ 50,000		\$ 1,456,631
Wood	\$ 293,972	\$ -	\$ 50,000		\$ 343,972
TOTAL	\$ 50,445,000	\$ -	\$ 19,980,000	\$ 3,717,300	\$ 74,142,300
FY2015 Appropriation:	\$ 186,968,300	\$ 537,600	\$ 73,870,500	\$ 17,397,500	\$ 278,773,900
Difference	\$ (136,523,300)	\$ (537,600)	\$ (53,890,500)	\$ (13,680,200)	\$ (204,631,600)



THANK YOU

FROM DENNIS LAB SCHOOL HABITAT FOR HUMANITY PROJECT.

FROM DENNIS LAB SCHOOL

We would like to thank you for your donations. By making your donations you have helped us get closer to meeting our goal of building a house for a Dennis family in need.

Sincerely
Alyssia



HVAC Excellence

Accreditation • Assessments • Certifications • Credentialing • Professional Development

April 29, 2016

Richland Community College
Ms. Darbe Brinkoetter
Dean of Continuing & Professional Education
One College Park
Decatur IL 62521

Dear Ms. Brinkoetter:

On behalf of the HVAC Excellence accreditation review board, I am pleased to inform you that your program has been granted accreditation, contingent that all compliance corrections are resolved as specified in your final determination.

Please find enclosed a copy of the team visitation report and the final determination. Additionally, the school will receive a plaque and banner to display your accomplishment.

As an accredited program you are now authorized to use the HVAC Excellence accredited logo on the school website, catalog and other materials promoting the HVACR program.

If you have any questions, please contact me at your convenience.

Sincerely,

Jeannie Birch

Jeannie Birch
Administrative Director
jbirch@escogroup.org

cc: Dr. Charles Novak, President
Mr. Karl Evans, HVACR Department Chair

TO: Dr. Charles Novak
FROM: Lisa Gregory, ^{AMC} Executive Director, Public Information and Chief of Staff
DATE: May 2, 2016
SUBJECT: College Activities Report

Please find attached the *Richland Community College Activities Report* for the current month and a preview of next month. The *Activities Report* is meant to provide information on items of College-wide and community interest and to spotlight the variety of activities and events in which the College is engaged.

May 2016

- May 27 College Closed
- May 30 Memorial Day – College Closed

June 2014

- June 3 Cromwell Radio, Talk 101
7:30 a.m. – Trustees, students, and employees are invited to tune into Cromwell Radio, Talk 101, the first Friday of each month at 7:30a.m. and listen to a highlight of the Saturday Produce Market.
- June 3 College Closed
- June 4 Saturday Produce Market Kick-off
8:00 a.m. - Noon – Sequestration Building/under Wind Turbine
The Richland Student Farms will host a fresh produce market every Saturday morning from June 4 through October 2016. This Market will offer fresh fruits and vegetables grown by Richland Students, as well as, local farmers.
- June 6 Summer Classes Begin
- June 10 College Closed
- June 11 2nd Saturday Registration – Workforce Development Institute
10:00 AM – 2:00 PM
- June 14 WHOW 1520AM, “Around Central Illinois”
8:40 a.m. – 9:00 a.m. - Trustees, students, and employees are invited to tune into WHOW, 1520AM, the second Tuesday of each month and listen to highlights featuring students and faculty or events.
- June 14 Pharmacy Facts with Friends, Richland Community College Night
5:00 p.m. – Trustees, students, and employees are invited to tune into Neuhoff Media, WSOY 1340AM, the second Tuesday of each month and listen to highlights featuring students and faculty.
- June 17 College Closed
- June 18 Electronic Recycling – Progress City USA
A free collection of consumer electronics is from 9:00 a.m. to Noon at Gate 3 on East Mound Road

June 21

Board of Trustees Meeting

5:30 p.m. – The meeting will be held in S215 providing Trustees the opportunity to experience the Dell and Evelyn Carroll Center for business Prototype as designed by BLDD Architects with input from students, faculty, and community members.

June 23, 24

Finders Market – Progress City USA


Vendors from around the Midwest and beyond offering an awesomely eclectic mix of vintage, handmade items, barn picks, artisan goods, primitive, home and garden, upcycled, and reimaged pieces, handcrafted and one-of-a-kind furniture and decoration, plus lots of good eats and treats.

3:00 p.m. – 7:00 p.m. (\$5 admission charge)

9:00 a.m. – 3:00 p.m. (No admission charge)

June 24

College Closed

To: Dr. Charles Novak, President
From: Richard Gschwend, Director, Human Resources 
Date: May 3, 2016
Subject: Personnel Update

Retirements, Resignations, and Terminations

Name	Position	Last Day
Na'kia Akins	Teacher Assistant, Part-time Early Childhood Development Center	04/07/16
Stacie Hanneken	Secretary, Adult Education	04/15/16
Gianina Baker	Director, Institutional Effectiveness and Planning, President's Office	05/27/16

New Employee

Name	Position	Start Date
Melinda Hall	Administrative Assistant, Project READ	05/09/16

Richland Community College
One College Park
Decatur, Illinois 62521



MEMORANDUM

BUSINESS SERVICES

To: Dr. Charles Novak
From: Greg Florian
Date: May 3, 2016
Re: Construction Project Status

Current Construction Projects

Student Success Center – The status of this project remains unchanged due to the uncertainty of future State Funding and the current shutdown.

Ag/Maintenance Boiler Replacement – The project approved by the ICCB as a Protection, Health, and Safety funded project. Bid specifications were finalized and the College will host a Pre-Bid meeting May 5 with the bids due May 19. Upon receiving the bids, a recommendation to award will be presented to the Board of Trustees at their June meeting. The project will be scheduled for work during the summer.

The Carroll Center for Business – The Educational Leadership Team (ELT) continues to move forward with the development of the two prototype configurations. At the conclusion of several planning sessions and large quantities of input from multiple individuals, BLDD and the ELT have proposed two options. The plans consist of altering 8 rooms located on the South end of the second floor Main Building. Staff as well as BLDD members are working with several suppliers for furniture and technology. The layouts will open rooms allowing natural light to filter into the hall and students to see into the modified spaces. The alterations provide reconfigured class rooms, student collaboration study space, study-lounge areas, and an active learning classroom.

A proposal was approved by the Richland Foundation to use up to \$50,000 toward the modifications and acquisition of technology and furniture for the development of the prototype spaces. A specific budget will be developed for the expenditure of this money. Additionally, the costs of the project will be tracked in a single College project account.

Telephone System Replacement – The telephone replacement project has started with the purchase and installation of the computer system as well as portions of cabling. The following timeline for the remainder of the installation is scheduled as follows:

May 23 - May 26: Technicians from STL will be onsite to place the new telephones in office areas & re-wire the existing classroom phones into the new system. Staff & faculty training on the features of the new system will also be provided by STL during this time.

Friday, May 27 & Saturday, May 28: STL technicians & staff from RCC will shut down the old phone system & connect the new system to the College's AT&T telephone service. During these two days, we will have very limited inbound & outbound telephone service to the main campus. Due to the holiday weekend, we are expecting minimal activity on campus during these two days.

May 31 & June 1: Technicians from STL will return to monitor the system during the first two days of normal use & resolve any issues that may arise.

Staff training on the new system will begin in conjunction with the final testing and start-up.

Richland Community College
STUDENT GOVERNMENT ASSOCIATION
BOARD REPORT

May 2016

Student Trustee: Ashley Ronda

President: Kelsey Gist *Vice-President:* TBD *Secretary/Treasurer:* TBD

Student Engagement Activities:

- 5/26: Student Government Association Retreat
- 6/2: New Student Orientation

Other:

- 6/2-6/4: ICCB Student Leadership Institute



Commitment Respect Excellence Accountability Diversity

**MONTHLY REPORT OF RICHLAND COMMUNITY COLLEGE
AGREEMENTS/CONTRACTS**

AUTHORIZED BY PRESIDENT NOVAK FOR THE MONTH OF

April 2016

- 04/26/2016 Dr. Novak signed an articulation agreement between Richland Community College and Kendall College enabling any Richland Community College student in good standing who has completed the requirements for an Associate of Applied Science in Culinary Arts and/or Hospitality Management degree to seamlessly be admitted, at the Junior level, to the appropriate Kendall College Bachelor of Arts academic program (i.e., BA in Culinary Arts, BA in Hospitality Management, or BA in Business).
- 04/27/2016 Dr. Novak signed the ADM Food Innovation Challenge Sponsorship Agreement for 2016. This covers Richland Community College's role in hosting competition events during (a) July finalist's visits to Decatur, and (b) finalists competition week in August.

CONSENT AGENDA



TO: Board of Trustees

FROM: Dr. Charles Novak

DATE: May 17, 2016

SUBJECT: Consent Agenda

Mr. Chairman, Members of the Board of Trustees, the following items are presented as a consent agenda to be acted upon within the same motion. Any Board member may remove an item from the consent agenda to be acted upon separately. Supporting documentation for the consent agenda items is attached.

Therefore, it is recommended that the Board of Trustees approve the following:

A. Charge-Back

1. Kelsy E. Gosda – Veterinary Technology – Parkland College – 2016 Fall Term – 2017 Summer Term
2. Callie Wildman – Agricultural Business: Grain Merchandising and Management – Parkland College – 2016 Fall Term - 2017 Summer Term
3. Nathaniel Mechling – Kinesiology – Sports Management – Transferable to the University of Illinois – 2016 Fall Term – 2017 Spring Term

B. Tractor-Trailer Lease

1. Enter into a three year extension with Shippers Rental of Decatur, Illinois for \$2000.00/month

Thank you.

CHARGE BACKS

**RICHLAND COMMUNITY COLLEGE
ACADEMIC SERVICES**

MEMORANDUM

TO: Dr. Charles Novak
FROM: Dr. Denise Crews *DC*
SUBJECT: Applications to Attend Another Recognized Illinois Public
Community College (Charge-Back)
DATE: April 26, 2016

**Applications for Charge-Backs have been reviewed and approval is recommended
for the applicants listed below:**

Applicant for First Time Enrollment


Kelsy E. Gosda	Veterinary Technology	Fall 2016 –
440 West Carter Street	A.A.S.	Summer 2017
Cerro Gordo, IL 61818	Parkland College	

Application for Continued Enrollment

Callie Wildman	Agricultural Business: Grain	Fall 2016 –
154 N. Prairie View Road	Merchandising and Management	Summer 2017
Oakley, IL 62501	A.A.S.	
	Parkland College	

**RICHLAND COMMUNITY COLLEGE
ACADEMIC SERVICES**

MEMORANDUM


TO: Dr. Chuck Novak
FROM: Denise Crews,  V.P. Academic Services
SUBJECT: Application to Attend Another Recognized Illinois Public
Community College (Charge-Back)
DATE: May 4, 2016

**Applications for Charge-Backs have been reviewed and approval is recommended
for the applicants listed below:**

Applicant for First Time Enrollment

Nathaniel Mechling
930 Tohill Road
Decatur, IL 62521

Kinesiology-Sports Management Fall 2016 – Spring 2017
Transferable to the University of
Illinois – The College of Applied
Health Sciences

To: Dr. Chuck Novak
From: Dr. Douglas Brauer 
Date: May17, 2016
Subject: Lease of Tractor and Trailer for CDL Program

The following tractor and trailer lease is recommended in support of the Commercial Drivers License (CDL) program. The CDL program is coordinated by the Continuing and Professional Education Division.

Originally, two responses were received in response to the request for quote. The winning quote is presented below.

Vendor	Year/Make/Model	Proposal
Shippers Rental	2011 MACK CXU613	\$2,000/month/3 years

The lease contract is for one tractor and one trailer, with the trailer being 48 feet in length and unloaded. Shippers Rental provided the original lowest cost proposal in response to the September 2012 request-for-proposal and also has a Decatur location convenient for servicing the tractor. This original lease agreement included a one year extension option at the end of the original three year lease. This is the second one year extension to the original lease. Shippers Rental has been a good partner for the College.

It is recommended that the Board of Trustees authorize the College Administration to enter into a one year lease extension with Shippers Rental at a cost of \$2000 per month, as presented.

OLD BUSINESS



TO: Board of Trustees

FROM: Dr. Chuck Novak

DATE: May 17, 2016

SUBJECT: Foundation Report

Mr. Chairman, Members of the Board, attached is a memorandum from Richard McGowan, Executive Director of the Foundation and Development.

Richard McGowan is available to answer any questions.

Thank you.



EXECUTIVE DIRECTOR

Richard McGowan

**DIRECTOR OF SCHOLARSHIPS
& ALUMNI RELATIONS**

Tricia Cordulack

FOUNDATION BOARD

CHAIRMAN

Bob Yuhas

VICE CHAIRMAN

Myung Kim

SECRETARY

Erick Hubbard

TREASURER

Brett Swallow

MEMBERS AT LARGE

Gayle Albert

Matt Bennett

Gary Birschbach

Larry Foster

Dr. Alan Frigy

Robin King

David Koshinski

Rick Moore

Dr. Joseph Schrodt

John Waddock

Kathie Whitley

RICHLAND PRESIDENT

Dr. Charles Novak

BOARD OF TRUSTEES LIAISON

Randy Prince

TO: Dr. Charles R. Novak

FROM: Richard McGowan, Foundation Executive Director

DATE: May 4, 2016

SUBJECT: Foundation Report

The Foundation Board of Directors met April 26 for its second quarterly meeting of the year.

In my report at that meeting, I referenced two of the Foundation's busiest activities of the year so far: the Culinary Arts Institute Scholarship Dinner and the annual Golf Outing.

This year's culinary scholarship dinner on March 19 was one of the most successful and memorable events in the history of this event. The culinary instructors and students prepared a multi-course dinner highlighting the theme of the evening, "An Expedition to Malaysia," which reflected the enriching experiences gained by a group of culinary students who traveled to Malaysia and Singapore last year. The dinner event in the Shilling Center Salons was well attended, and ticket sales and a live and silent auction brought in additional proceeds to benefit the William T. Eichenauer Scholarship. That scholarship offers tuition and financial assistance to students enrolled in the Culinary Arts Institute.

Another popular spring event – the Richland Community College Foundation Golf Outing on May 13 – will have will have been already held when Trustees meet later this month. Foundation board members Matt Bennett and Gary Birschbach, are co-chairing this year's event. At this writing, a total of 18 teams, five individuals and other sponsors have signed up. Proceeds from this year's golf event will be directed to technology upgrades in lecture halls and other campus classrooms at the College.

In other Foundation meeting action, Foundation Directors elected the following officers for 2015-16:

- Brett Swallow, Chairman
- Myung Kim, Vice Chairman
- Dave Koshinski, Treasurer
- Dr. Alan Frigy, Secretary

The Directors also elected the following to serve on the Board:

- Mark Avery, publisher of the *Grain Journal* (first term)
- Jennifer Preston, director of employee and labor relations for ADM (first term)
- Mike Sheehan, partner with Sikich Financial (first term)
- Myung Kim (extended term)

As you know, the chief focus of the Foundation for some time has been the Capital Campaign for the new Carroll Center for Business. Since the beginning of last year, we have been in the public phase of the campaign. With the funds raised to date, it is possible to commence designing the physical space of the new Center, which, in fact, has already begun. Foundation Director Larry Foster, who serves as campaign chairman, is busy this spring meeting with potential campaign prospects. The objective is to contact all remaining high priority prospects by June 30.


The Foundation Office is also beginning to plan the upcoming Foundation Annual Meeting on Tuesday, July 26, at the Country Club of Decatur. As usual, there will be cocktails and dinner served for both boards following the meeting.

In other Foundation news, it has been a busy spring for awarding scholarships. Tricia Cordulack, Director of Scholarships and Alumni Relations, is busy preparing letters to award the Trustees Scholarship to eligible graduating seniors in our district. For the first time, Trustee Scholars for the Fall 2016 semester will be required to take an Honors course or participate in an Honors Project as part of their educational experience at Richland. This requirement will also affect Scherer Scholarship recipients, beginning with recipients next fall. Additional scholarships will be selected when the Scholarship Selection Committee meets June 9.

I will provide further updates in my report to the Trustees at their meeting on May 17.

NEW BUSINESS



TO: Board of Trustees
FROM: Dr. Chuck Novak 
DATE: May 17, 2016
SUBJECT: Tentative Budget for Fiscal Year 2016-2017

Mr. Chairman, Members of the Board, the Tentative Budget for Fiscal Year 2016-2017 is presented for review.

As required by the statute, the budget will remain available for public inspection in the Business Office for a minimum of 30 days prior to the Public Budget Hearing on June 21. Subsequent to the hearing, you will be asked to adopt the FY 2017 Budget during the regularly scheduled Board meeting on that date.

Funding sources have been identified for all expenditures requested in this balanced budget. No action is required at this time.

Greg Florian is available to answer any questions you may have regarding the Tentative Budget.

Thank you.

Richland Community College
One College Park
Decatur, Illinois 62521



MEMORANDUM

BUSINESS SERVICES

To: Dr. Chuck Novak

From: Greg Florian

Date: May 5, 2016

Re: Tentative Budget

Attached is the Tentative Budget for FY 2017. The College is required to place the Tentative Budget on display for the public to review 30 days prior to the adoption of the Budget. The FY2017 Budget will be presented to the Board of Trustees at its June 21st meeting for adoption.

The budget presented is a balanced budget totaling over \$31million. This budget is based on revenue projections including the tuition and fees rates adopted in February at lower enrollment levels, estimates of taxes with virtually no growth, and no State funding. Conservative estimates have been used in all cases leading to a total revenue projection that is attainable.

The expenditures planned in this budget have been extensively reviewed and reduced to very low levels. The budget does provide funding for a President's position but all other vacant positions will remain open. The budget managers were asked to review their FY 2016 spending amounts to assure that the functions can continue at the most efficient level possible. This budget is truly the product of the entire College and will continue to allow Richland to be successful.

Please contact me for any additional information about this budget or the process.



TO: Board of Trustees
FROM: Dr. Chuck Novak
DATE: May 17, 2016
SUBJECT: Court of Claims

Mr. Chairman, Members of the Board, a memorandum from Greg Florian, Vice President of Finance and Administration is attached.

In short, the College can file a claim in small claims court to recover funds spent under each program contract with the state of Illinois. We will file four separate claims at the close of the lapse period which follows the program end date of the contract. The Court will force the State to pay the contract first before other obligations.

Therefore, it is recommended that the Board of Trustees authorize the College Administration to file a claim with the State for: Department of Corrections in the amount of \$411,022.91; Illinois Community College Board in the amount of \$137,075.00; Illinois Emergency Management Agency in the amount of \$29,705.53; Campus Safety Grant and Child Care Resources Services in the amount of \$5,778.12 for a total of \$583,581.62. Said claim to be filed at the appropriate time, as presented.

Richland Community College
One College Park
Decatur, Illinois 62521



MEMORANDUM

BUSINESS SERVICES

To: Dr. Charles Novak

From: Greg Florian *Greg*

Date: May 3, 2016

Re: Court of Claims

Illinois statutes provide that entities with unpaid and appropriated contractual obligations may file a complaint against the State for the Lapsed Appropriation. Richland can file for the State failing to pay for goods and services contractually obligated during the fiscal year. The College has several contracts where goods and services were provided until such time as the program was suspended. Specifically, expenditures for goods and services for the Department of Corrections, the Illinois Community College Board for the Adult Education Grant, Highway Construction Careers Training Program Grant and Program Improvement Grant, the Illinois Emergency Management Agency for the Campus Safety Grant and Child Care Resource Service's Quality Improvement Grant.

The amounts due to Richland are as follows:

DOC	\$ 411,022.97
ICCB	\$ 137,075.00
IEMA	\$ 29,705.53
<u>CCRS</u>	<u>\$ 5,778.12</u>
Total	\$ 583,581.62

At this point in time it appears that Richland will not be paid during the fiscal year much less during the lapse period. In order to put the College in a better position to collect on this debt, it is recommended that the Board authorize the College Administration to file a claim with the State for amounts shown at the earliest appropriate time.

FINANCIAL REPORT



TO: Board of Trustees

FROM: Dr. Charles Novak

DATE: May 17, 2016

SUBJECT: Financial Report

Mr. Chairman, members of the Board, attached are the Treasurer's Report, Financial Statement and the Bills for Ratification.

Greg Florian will be available to explain the Treasurer's Report and Financial Statement and to answer any questions regarding the bills.

Therefore, it is recommended that the Board of Trustees ratify the April 2016 bills paid and approve the Financial Statement to be filed for audit.

Thank you.

Richland Community College

Financial Report
April, 2016

Report -----	Page -----
Treasurer's Report	1
Revenue Summary-Education Fund	2
Revenue Summary-Operations and Maint	3
Revenue Summary-Operating Funds	4
Revenue Summary-Other Funds	5
Expenditure Summary by Major Function	8
Expenditure Summary by Operating Fund	10
Auxiliary Enterprise Fund	11
Restricted Purposes Fund-Grants	14
Expense Account Summary	16
Expenditure Summary by Cost Center	19
Bills Presented for Ratification	29

Richland Community College
Treasurer's Report
April 30, 2016

Fund	Balance 04/01/16	Receipts for Month	Disbursements for Month	Balance 04/30/16	Int. Bearing Accounts	Separate Inv. Instruments
Education Fund	1,741,142.22	1,782,669.11	(2,126,618.53)	1,397,192.80	547,192.80	850,000.00
Oper & Maint Restricted	418,058.03	47.75	.00	418,105.78	199,816.27	218,289.51
Bond & Interest Fund	240,446.98	40.11	(150,000.00)	90,487.09	90,487.09	.00
Auxiliary Enterprises	262,994.79	268,247.51	(250,486.41)	280,755.89	280,755.89	.00
Restricted Purposes Fd	721,747.59	692,930.87	(579,435.55)	835,242.91	314,215.42	521,027.49
Working Cash Fund	6,904,856.42	1,445.55	(350,000.00)	6,556,301.97	5,555,840.24	1,000,461.73
Trust & Agency Fund	91,156.61	15,209.67	(107.62)	106,258.66	106,258.66	.00
Audit Fund	39,957.73	9.84	.00	39,967.57	39,967.57	.00
Liab, Protect, Settle	808,275.19	12,227.78	(12,806.00)	807,696.97	707,696.97	100,000.00
Totals	11,228,635.56	2,772,828.19	(3,469,454.11)	10,532,009.64	7,842,230.91	2,689,778.73

SEPARATE INVESTMENT INSTRUMENTS

Fund	Amount	Instrument	Rate	Maturity	Term/Months
EDUCATION FUND	300,000.00	CD-HPB	0.20	07/19/2016	6.0
EDUCATION FUND	300,000.00	CD-Busey	0.10	07/22/2016	6.0
EDUCATION FUND	250,000.00	CD-SOY	0.20	01/30/2017	12.0
O/M RESTR-GENERAL	218,289.52	CD-HPB	0.25	07/20/2016	12.0
RESTR-PARTNER'S IN ED	16,565.79	CD-PNC	0.10	01/30/2016	6.0
RESTR-EQUIP REPLACEMENT	200,000.00	CD-HPB	0.10	04/29/2016	3.0
WORKING CASH FUND	301,966.14	CD-HPB	0.25	08/10/2016	12.0
WORKING CASH FUND	120,856.57	CD-HPB	0.05	05/02/2016	3.0
WORKING CASH FUND	117,639.02	CD-Regns	0.05	05/21/2016	13.0
WORKING CASH FUND	350,000.00	CD-Regns	0.01	10/26/2016	7.0
WORKING CASH FUND	110,000.00	CD-HPB	0.25	11/22/2016	12.0
WORKING CASH FUND	100,000.00	CD-HPB	0.25	03/23/2017	12.0
LFS FUND	100,000.00	CD-Busey	0.10	09/27/2016	6.0

Richland Community College
 Revenue Summary-Education Fund
 For the month of April
 1516

	Actual Rev 04/30/15	Actual Rev 06/30/15	%	Budget 1516	Actual Rev 04/30/16	%
Fund: 01 Education Fund						
Local Government Sources						
Current Taxes	6,048,995.25	6,048,995.25	100.0	6,086,216.00	6,077,181.63	99.9
Chargeback	15,472.65	14,658.30	105.6	6,000.00	6,227.12	103.8
Interest on Taxes	769.28	769.28	100.0	1,000.00	300.08	30.0
Local Government Sources	6,065,237.18	6,064,422.83	100.0	6,093,216.00	6,083,708.83	99.8
State Government Sources						
ICCB Credit Hour Grants	1,224,652.56	1,777,516.28	68.9	1,779,435.00	.00	.0
ICCB Equalization Grant	44,953.44	75,345.00	59.7	50,000.00	.00	.0
ICCB CTE Formula Grant	83,506.18	174,932.88	47.7	167,847.00	.00	.0
Replacement Taxes	367,410.60	459,888.33	79.9	429,250.00	299,316.92	69.7
State Government Sources	1,720,522.78	2,487,682.49	69.2	2,426,532.00	299,316.92	12.3
Student Tuition & Fees						
Tuition-Credit	5,226,317.97	5,227,089.07	100.0	5,573,606.00	5,527,994.05	99.2
Fees	772,876.97	769,492.06	100.4	866,954.00	813,059.50	93.8
Student Tuition & Fees	5,999,194.94	5,996,581.13	100.0	6,440,560.00	6,341,053.55	98.5
Other Revenue/Sources						
Investment Revenue	945.09	1,583.08	59.7	2,000.00	1,188.96	59.4
Other Revenue	176,824.87	352,565.01	50.9	350,034.00	303,215.11	85.9
Transfer In	7,790.00	10,257.75	75.9	3,000.00	.00	.0
Other Revenue/Sources	185,559.96	364,405.84	50.9	355,034.00	304,404.07	85.7
Total Revenue	13,970,514.86	14,913,092.29	93.7	15,315,342.00	13,028,483.37	85.1

Richland Community College
 Revenue Summary-Operations & Maint
 For the month of April
 1516

	Actual Rev 04/30/15	Actual Rev 06/30/15	%	Budget 1516	Actual Rev 04/30/16	%
Fund: 02 Operations & Maint						
Local Government Sources						
Current Taxes	879,221.39	879,221.39	100.0	885,589.00	883,800.59	99.8
Interest on Taxes	109.81	109.81	100.0	500.00	43.57	8.7
Local Government Sources	879,331.20	879,331.20	100.0	886,089.00	883,844.16	99.7
State Government Sources						
ICCB Credit Hour Grants	119,730.40	169,256.72	70.7	156,912.00	.00	.0
State Government Sources	119,730.40	169,256.72	70.7	156,912.00	.00	.0
Student Tuition & Fees						
Tuition-Credit	513,408.56	513,503.96	100.0	545,364.00	538,431.61	98.7
Fees	.00	.00	.0	.00	102,392.00	.0
Student Tuition & Fees	513,408.56	513,503.96	100.0	545,364.00	640,823.61	117.5
Other Revenue/Sources						
Other Revenue	321,913.90	359,870.68	89.5	354,120.00	323,014.80	91.2
Other Revenue/Sources	321,913.90	359,870.68	89.5	354,120.00	323,014.80	91.2
Total Revenue	1,834,384.06	1,921,962.56	95.4	1,942,485.00	1,847,682.57	95.1

Richland Community College
Revenue Summary-Operating Funds
For the month of April
1516

	Actual Rev 04/30/15	Actual Rev 06/30/15	%	Budget 1516	Actual Rev 04/30/16	%
Total Operating Funds						
Local Government Sources						
Current Taxes	6,928,216.64	6,928,216.64	100.0	6,971,805.00	6,960,982.22	99.8
Chargeback	15,472.65	14,658.30	105.6	6,000.00	6,227.12	103.8
Interest on Taxes	879.09	879.09	100.0	1,500.00	343.65	22.9
Local Government Sources	6,944,568.38	6,943,754.03	100.0	6,979,305.00	6,967,552.99	99.8
State Government Sources						
ICCB Credit Hour Grants	1,344,382.96	1,946,773.00	69.1	1,936,347.00	.00	.0
ICCB Equalization Grant	44,953.44	75,345.00	59.7	50,000.00	.00	.0
ICCB CTE Formula Grant	83,506.18	174,932.88	47.7	167,847.00	.00	.0
Replacement Taxes	367,410.60	459,888.33	69.3	429,250.00	299,316.92	69.7
State Government Sources	1,840,253.18	2,656,939.21	69.3	2,583,444.00	299,316.92	11.6
Student Tuition & Fees						
Tuition-Credit Fees	5,739,726.53	5,740,593.03	100.0	6,118,970.00	6,066,425.66	99.1
	772,876.97	769,492.06	100.4	866,954.00	915,451.50	105.6
Student Tuition & Fees	6,512,603.50	6,510,085.09	100.0	6,985,924.00	6,981,877.16	99.9
Other Revenue/Sources						
Investment Revenue	945.09	1,583.08	59.7	2,000.00	1,188.96	59.4
Other Revenue	289,041.77	487,225.29	59.3	484,698.00	415,650.71	85.8
Transfer In	7,790.00	10,257.75	75.9	3,000.00	.00	.0
Other Revenue/Sources	297,776.86	499,066.12	59.7	489,698.00	416,839.67	85.1
Total Revenue	15,595,201.92	16,609,844.45	93.9	17,038,371.00	14,665,586.74	86.1

Richland Community College
 Revenue Summary-Other Funds
 For the month of April
 1516

	Actual Rev 04/30/15	Actual Rev 06/30/15	%	Budget 1516	Actual Rev 04/30/16	%
Fund: 03 Oper & Maint Restricted						
Interest on Investments	.00	442.54	.0	.00	.00	.0
Int on Cash/IL Funds Acc	1,412.67	1,467.11	96.3	1,000.00	559.74	56.0
Gifts/Donations	1,332,972.31	1,492,771.31	89.3	2,600.00	419,136.00	*****
Transfer In	.00	432,278.32	.0	.00	.00	.0
FundBalanceAppropriation	.00	.00	.0	1,145,000.00	.00	.0
Reimbursed Expenditures	.00	.00	.0	13,035.00	13,032.00	100.0
Revenue-Misc/OtherSource	32,173.11	31,998.11	100.5	.00	.00	.0
Total Revenue/Sources	1,366,558.09	1,958,957.39	69.8	1,161,635.00	432,727.74	37.3
Fund: 04 Bond & Interest Fund						
Current Taxes	2,435,644.39	2,435,644.39	100.0	2,422,288.00	2,403,247.98	99.2
Interest on Taxes	312.57	312.57	100.0	500.00	118.61	23.7
Int on Cash/IL Funds Acc	136.61	137.58	99.3	300.00	442.35	147.4
Total Revenue/Sources	2,436,093.57	2,436,094.54	100.0	2,423,088.00	2,403,808.94	99.2
Fund: 05 Auxiliary Enterprises						
CPED Credit Revenue	319,203.50	408,443.50	78.2	367,500.00	281,587.96	76.6
NonCredit Revenue	142,683.58	129,525.07	110.2	254,818.00	125,626.32	49.3
ContractNoncreditRevenue	36,718.44	52,346.17	70.1	38,731.00	48,524.18	125.3
ICCB Credit Hour Grants	53,448.57	.00	.0	82,356.00	.00	.0
Fitness Tuition	18,396.00	18,396.00	100.0	40,000.00	19,299.00	48.2
Fitness Membership Fees	15,535.00	17,610.00	88.2	15,000.00	18,734.17	124.9
Special Event Revenue	49,387.97	57,438.97	86.0	91,040.00	76,609.96	84.1
Clubs and Organizations	133,735.73	180,434.86	74.1	166,000.00	107,200.85	64.6
Int on Cash/IL Funds Acc	33.26	35.58	93.5	.00	239.28	.0
Shilling Community Cntr	34,072.50	37,326.00	91.3	52,815.00	29,131.25	55.2
Child Care Revenue	79,561.00	93,973.85	84.7	95,000.00	95,940.50	101.0
CCRS Paid Revenue	29,865.16	37,144.10	80.4	38,500.00	9,025.42	23.4
Child Care Transfer Rev	40,500.00	74,242.95	54.6	54,000.00	45,000.00	83.3
Copy Center Fees	36,021.28	39,933.98	90.2	36,000.00	34,053.95	94.6
Gifts/Donations	5,000.00	17,083.00	29.3	.00	.00	.0
Transfer In	3,913.74	65,850.51	5.9	96,000.00	.00	.0
Reimbursed Expenditures	.00	.00	.0	65,000.00	47,959.72	73.8
Revenue-Contractual	3,284.50	4,172.50	78.7	1,500.00	4,073.00	271.5
Revenue-Misc/OtherSource	8,370.44	11,260.21	74.3	13,550.00	9,741.15	71.9
Total Revenue/Sources	1,009,730.67	1,245,217.25	81.1	1,507,810.00	952,746.71	63.2

Richland Community College
 Revenue Summary-Other Funds
 For the month of April
 1516

	Actual Rev 04/30/15	Actual Rev 06/30/15	%	Budget 1516	Actual Rev 04/30/16	%
Fund: 06 Restricted Purposes Fd						
Financial Aid	7,525,617.91	7,793,656.63	96.6	7,463,564.00	6,721,873.17	90.1
Interest on Investments	.00	656.58	.0	.00	227.61	.0
Int on Cash/IL Funds Acc	140.60	190.59	73.8	.00	89.55	.0
Sale of Equipment	.00	.00	.0	.00	12,414.00	.0
8th Grade Career-PIE	2,500.00	3,524.67	70.9	.00	.00	.0
College Fair Revenue-PIE	8,008.30	8,008.30	100.0	7,150.00	7,287.80	101.9
PartnersSaluteRevenuePIE	3,995.00	5,735.00	69.7	7,500.00	6,185.00	82.5
YouthLeadershipRev-PIE	4,795.00	4,795.00	100.0	6,800.00	6,600.00	97.1
Career On Wheels PIE	.00	379.78	.0	.00	.00	.0
Grants Revenue	1,112,411.80	1,648,439.35	67.5	1,355,859.25	634,160.68	46.8
Gifts/Donations	55,396.92	63,420.44	87.3	57,780.00	64,303.23	111.3
Contributions-PIE	15,110.00	15,110.00	100.0	15,392.00	1,887.75	12.3
Transfer In	184,300.36	255,605.91	72.1	90,287.00	40,286.26	44.6
FundBalanceAppropriation	9,034.81	3,171.92	284.8	80,444.02	1,198.38	1.5
Revenue-Contractual	352,625.16	794,099.96	44.4	183,394.71	3,556.00	1.9
Revenue-Misc/OtherSource	33,132.02	33,182.02	99.8	8,625.00	8,065.00	93.5
Total Revenue/Sources	9,307,067.88	10,629,976.15	87.6	9,276,795.98	7,508,134.43	80.9
Fund: 07 Working Cash Fund						
Bond Proceeds	.00	.00	.0	.00	3,000,000.00	.0
Interest on Corp Cash	1,588.55	2,467.75	64.4	3,000.00	6,364.97	212.2
Total Revenue/Sources	1,588.55	2,467.75	64.4	3,000.00	3,006,364.97	*****
Fund: 10 Trust & Agency Fund						
Club Revenue	24,592.89	24,094.88	102.1	25,000.00	26,397.99	105.6
Int on Cash/IL Funds Acc	19.99	21.79	91.7	.00	98.47	.0
Transfer In	1,600.00	1,600.00	100.0	1,000.00	980.00	98.0
Contributions	55,500.00	55,500.00	100.0	50,500.00	50,500.00	100.0
Total Revenue/Sources	81,712.88	81,216.67	100.6	76,500.00	77,976.46	101.9

Richland Community College
 Revenue Summary-Other Funds
 For the month of April
 1516

	Actual Rev 04/30/15	Actual Rev 06/30/15	%	Budget 1516	Actual Rev 04/30/16	%
Fund: 11 Audit Fund						
Current Taxes	68,358.77	68,358.77	100.0	71,719.00	71,560.35	99.8
Interest on Taxes	4.32	4.32	100.0	15.00	3.53	23.5
Int on Cash/IL Funds Acc	5.19	5.77	89.9	15.00	47.82	318.8
Total Revenue/Sources	68,368.28	68,368.86	100.0	71,749.00	71,611.70	99.8
Fund: 12 Liab,Protect,Settle						
Current Taxes	1,355,702.36	1,355,702.09	100.0	1,451,137.00	1,448,204.57	99.8
Interest on Taxes	175.78	175.78	100.0	200.00	121.36	60.7
Insurance-StudentFees	15,320.00	15,304.00	100.1	18,000.00	16,928.00	94.0
Interest on Investments	.00	26.03	.0	150.00	.00	.0
Int on Cash/IL Funds Acc	148.93	159.26	93.5	200.00	881.32	440.7
Total Revenue/Sources	1,371,347.07	1,371,367.16	100.0	1,469,687.00	1,466,135.25	99.8

Richland Community College
 Expenditure Summary by Major Function
 For the month of April
 83% of Fiscal Year 1516

	Budget 1516	** Actual Expended 04/30/2016	** %	Encumbered	*** Unencumbered	*** Amount	*** %
Fund: Education Fund							
Department of Correction	46,900.00	23,480.00	50.06	.00	23,420.00	49.94	
Continuing & Prof Ed	563,064.77	467,431.75	83.02	7,283.34	88,349.68	15.69	
Office of Academic Svcs	452,535.00	341,651.14	75.50	1,056.88	109,826.98	24.27	
Business and Technology	137,061.23	88,904.10	64.86	.00	48,157.13	35.14	
Liberal Arts	2,314,291.00	1,810,116.53	78.21	.00	504,174.47	21.79	
Math, Science & Business	2,165,338.00	1,880,456.78	86.84	1,010.74	283,870.48	13.11	
Health Professions	2,140,070.00	1,637,708.34	76.53	5,146.32	497,215.34	23.23	
Workforce Development	657,537.00	557,160.11	84.73	17,968.03	82,408.86	12.53	
Student Success	1,177,487.00	975,477.84	82.84	.00	202,009.16	17.16	
Auxiliary Services	97,849.00	82,131.70	83.94	.00	15,717.30	16.06	
Academic Support-LRC	424,590.00	362,532.65	85.38	2,276.28	59,781.07	14.08	
Technical Services Supp	385,109.00	355,168.20	92.23	602.25	29,338.55	7.62	
Institutional Support	3,659,179.00	2,909,272.68	79.51	75,494.35	674,411.97	18.43	
Scholarship and Waivers	425,000.00	779,986.92	183.53	.00	-354,986.92	-83.53	
Contingency	103,331.00	.00	.00	.00	103,331.00	100.00	
Transfer Out	566,000.00	40,286.26	7.12	.00	525,713.74	92.88	
Total Education Fund	15,315,342.00	12,311,765.00	80.39	110,838.19	2,892,738.81	18.89	
Fund: Operations & Maint							
Maintenance	1,889,909.00	1,495,664.65	79.14	124,553.74	269,690.61	14.27	
Contingency	66,000.00	.00	.00	.00	66,000.00	100.00	
Total Operations & Maint	1,955,909.00	1,495,664.65	76.47	124,553.74	335,690.61	17.16	
Fund: Oper & Maint Restricted							
Protection, Health, Safety	1,160,635.00	773,385.89	66.63	1,748.50	385,500.61	33.21	
Maintenance	1,000.00	.00	.00	.00	1,000.00	100.00	
Liability Protection	.00	.00	.00	.00	.00	.00	
Total Oper & Maint Restricted	1,161,635.00	773,385.89	66.58	1,748.50	386,500.61	33.27	
Fund: Bond & Interest Fund							
Bond and Interest	2,423,088.00	2,423,576.25	100.02	.00	-488.25	-.02	
Total Bond & Interest Fund	2,423,088.00	2,423,576.25	100.02	.00	-488.25	-.02	
Fund: Auxiliary Enterprises							
Continuing & Prof Ed	157,091.00	131,020.74	83.40	653.63	25,416.63	16.18	
Instructional Programs	602,033.00	435,305.15	72.31	15,794.56	150,933.29	25.07	

Richland Community College
 Expenditure Summary by Major Function
 For the month of April
 83% of Fiscal Year 1516

	Budget 1516	** Actual Expended ** 04/30/2016	** %	Encumbered	*** Unencumbered *** Amount	*** %
Auxiliary Services	748,686.00	518,994.23	69.32	17,745.48	211,946.29	28.31
Total Auxiliary Enterprises	1,507,810.00	1,085,310.12	71.98	34,193.67	388,306.21	25.75
Fund: Restricted Purposes Fd						
Grants	1,862,586.98	1,606,468.59	86.25	14,700.93	241,417.46	12.96
Financial Aid	7,414,209.00	6,727,465.78	90.74	.00	686,743.22	9.26
Total Restricted Purposes Fd	9,276,795.98	8,333,934.37	89.84	14,700.93	928,160.68	10.01
Fund: Working Cash Fund						
Transfer Out	3,000.00	.00	.00	.00	3,000.00	100.00
Total Working Cash Fund	3,000.00	.00	.00	.00	3,000.00	100.00
Fund: Trust & Agency Fund						
Student Engagement	75,500.00	71,047.05	94.10	188.92	4,264.03	5.65
Transfer Out	1,000.00	980.00	98.00	.00	20.00	2.00
Total Trust & Agency Fund	76,500.00	72,027.05	94.15	188.92	4,284.03	5.60
Fund: Audit Fund						
Institutional Support	15,378.00	13,485.19	87.69	.00	1,892.81	12.31
Audit	45,800.00	45,800.00	100.00	.00	.00	.00
Contingency	10,571.00	.00	.00	.00	10,571.00	100.00
Total Audit Fund	71,749.00	59,285.19	82.63	.00	12,463.81	17.37
Fund: Liab, Protect, Settle						
Liability Protection	1,325,433.00	1,049,271.19	79.16	75,766.33	200,395.48	15.12
Contingency	144,254.00	.00	.00	.00	144,254.00	100.00
Total Liab, Protect, Settle	1,469,687.00	1,049,271.19	71.39	75,766.33	344,649.48	23.45

Richland Community College
Expenditure Summary-Operating Funds
For the month of April
83% of Fiscal Year 1516

	Actual Exp 04/30/15	** Actual Expense ** 06/30/15	%	Budget 1516	*** Actual Expense ** 04/30/16	%	Encumbered	*** Unencumbered *** %
Fund: Education Fund								
Salaries	9,335,971.10	10,959,620.97	85.2	10,892,776.00	8,709,042.73	80.0	1,056.88	2,182,676.39 20.0
Employee Benefits	1,717,233.35	2,065,914.17	83.1	1,931,800.00	1,682,327.76	87.1	.00	249,472.24 12.9
Contractual Services	259,091.23	262,191.98	98.8	292,884.00	279,468.16	95.4	1,235.99	12,179.85 4.2
Commodities	647,015.90	730,144.77	88.6	764,466.45	582,503.59	76.2	79,489.56	102,473.30 13.4
Travel	111,562.94	119,176.71	93.6	121,163.55	65,131.10	53.8	21,462.79	34,569.66 28.5
Fixed Charges	72,190.03	110,886.18	65.1	104,921.00	66,341.11	63.2	7,550.97	31,028.92 3.3
Capital Outlay	10,577.00	14,410.14	73.4	.00	.00	.0	.00	.00 .0
Other	472,637.43	799,986.01	59.1	538,000.00	745,150.29	138.5	42.00	-207,192.29 -38.5
Transfer Out	144,050.00	280,654.57	51.3	566,000.00	40,286.26	7.1	.00	525,713.74 92.9
Contingency	.00	.00	.0	103,331.00	.00	.0	.00	103,331.00 100.0
Total Expenditures	12,770,328.98	15,342,985.50	83.2	15,315,342.00	12,170,251.00	79.5	110,838.19	3,034,252.81 19.8
Fund: Operations & Maint								
Salaries	345,242.02	400,798.88	86.1	412,727.00	305,287.62	74.0	.00	107,439.38 26.0
Employee Benefits	97,123.24	115,212.88	84.3	102,604.00	89,812.52	87.5	.00	12,791.48 12.5
Contractual Services	378,561.24	447,243.63	84.6	525,669.00	415,101.99	79.0	68,430.63	42,136.38 8.0
Commodities	84,873.37	100,242.92	84.7	140,810.00	104,102.11	73.9	17,938.10	18,769.79 13.3
Travel	680.22	680.22	100.0	350.00	171.65	49.0	.00	178.35 51.0
Fixed Charges	529,244.12	688,487.88	76.9	701,369.00	574,515.33	81.9	38,185.01	88,668.66 1.1
Capital Outlay	.00	.00	.0	6,380.00	6,673.43	104.6	.00	-293.43 -4.6
Contingency	.00	.00	.0	66,000.00	.00	.0	.00	66,000.00 100.0
Total Expenditures	1,435,724.21	1,752,666.41	81.9	1,955,909.00	1,495,664.65	76.5	124,553.74	335,690.61 17.2
Total Operating Funds								
Salaries	9,681,213.12	11,360,419.85	85.2	11,305,503.00	9,014,330.35	79.7	1,056.88	2,290,115.77 20.3
Employee Benefits	1,814,356.59	2,181,127.05	83.2	2,034,404.00	1,772,140.28	87.1	.00	262,263.72 12.9
Contractual Services	637,652.47	709,435.61	89.9	818,553.00	694,570.15	84.9	69,666.62	54,316.23 6.6
Commodities	731,889.27	830,387.69	88.1	905,276.45	686,605.70	75.8	97,427.66	121,243.09 13.4
Travel	112,243.16	119,856.93	93.6	121,513.55	65,302.75	53.7	21,462.79	34,748.01 28.6
Fixed Charges	601,434.15	799,374.06	75.2	806,290.00	640,856.44	79.5	45,735.98	119,697.58 14.8
Capital Outlay	10,577.00	14,410.14	73.4	6,380.00	6,673.43	104.6	.00	-293.43 -4.6
Other	472,637.43	799,986.01	59.1	538,000.00	745,150.29	138.5	42.00	-207,192.29 -38.5
Transfer Out	144,050.00	280,654.57	51.3	566,000.00	40,286.26	7.1	.00	525,713.74 92.9
Contingency	.00	.00	.0	169,331.00	.00	.0	.00	169,331.00 100.0
Total Expenditures	14,206,053.19	17,095,651.91	83.1	17,271,251.00	13,665,915.65	79.1	235,391.93	3,369,943.42 19.5

Auxiliary Enterprises Fund
Instructional Programs
Statement of Revenue and Expense
Cash Basis
APR 1516

	Actual	Budget
Continuing and Professional Education		

Revenues:		
Fitness Center	38,033.17	55,000.00
6000 CPED Administration	21,693.48	0.00
6001 CDL	185,240.00	204,560.00
6002 Computer & Technology	11,380.00	20,347.00
6003 Dance	44,444.82	49,100.00
6004 Hobby & Leisure	32,459.50	93,300.00
6007 Safety-Industrial	100,403.46	294,817.00
6008 Shilling Rentals	29,341.25	52,815.00
6010 DOC-CPR/First Aid	0.00	15,000.00
6013 Culinary Arts	13,957.00	10,000.00
6027 Manufacturing Camp	15,000.00	15,000.00
Total Revenues	491,952.68	809,939.00
-----	-----	-----
Expenses:		
Fitness Center	36,247.21	63,690.00
6000 CPED Administration	130,950.74	157,091.00
6001 CDL	130,665.78	158,278.00
6002 Computer & Technology	15,999.56	15,633.00
6003 Dance	41,822.97	48,742.00
6004 Hobby & Leisure	59,426.33	88,930.00
6007 Safety-Industrial	111,753.98	199,467.00
6008 Shilling Rentals	15,830.14	19,353.00
6010 DOC-CPR/First Aid	2,454.32	3,823.00
6013 Culinary Arts	11,675.75	8,880.00
6027 Manufacturing Camp	15,000.00	15,000.00
Total Expenses	571,826.78	778,887.00
-----	-----	-----
Net Income (Loss)	(79,874.10)	31,052.00
-----	-----	-----

Note: Credit Hour Reimbursement Revenue included above 0.00

Auxiliary Enterprises Fund
 Outdoor Events
 Statement of Revenue and Expense
 Cash Basis
 APR 1516

	Actual	Budget
Revenues:		
6014 Dance Productions	28,443.78	32,000.00
6019 Outdoor Events	1,850.00	3,500.00
6021 Concert	55,043.00	75,000.00
6024 Dog Show	5,300.00	7,000.00
6030 Misc Events	12,500.00	10,000.00
	-----	-----
Total Revenues	103,136.78	127,500.00
	-----	-----
Expenses:		
6014 Dance Productions	23,798.04	22,357.00
6019 Outdoor Events	39,420.97	115,266.00
6020 Farm Progress Show	5,963.16	2,500.00
6021 Concert	56,133.91	67,200.00
6024 Dog Show	0.00	1,200.00
6030 Misc Events	94.50	4,350.00
	-----	-----
Total Expenses	125,410.58	212,873.00
	-----	-----
Net Income (Loss)	(22,273.80)	(85,373.00)
	-----	=====

Auxiliary Enterprises Fund
 Workforce Development
 Statement of Revenue and Expense
 Cash Basis
 APR 1516

	Actual	Budget
Revenues:		
6009 Traffic Safety	31,065.20	43,331.00
8907 Culinary Restaurant	74,004.20	78,000.00
8908 Coffee Shop	47,101.15	57,500.00
8915 Misc Culinary Events	3,881.00	3,000.00
	-----	-----
Total Revenues	156,051.55	181,831.00
	-----	-----
Expenses:		
6009 Traffic Safety	30,661.32	43,927.00
8907 Culinary Restaurant	51,507.72	76,500.00
8908 Coffee Shop	43,671.80	57,500.00
8915 Misc Culinary Events	2,200.70	3,000.00
	-----	-----
Total Expenses	128,041.54	180,927.00
	-----	-----
Net Income (Loss)	28,010.01	904.00
	-----	=====

Richland Community College
 Restricted Purposes Fund-Grants
 APR 1516

	Grant Period	Budget	* Actual Expense	% *	Encumbered	** Unencumbered	% **
Federally Funded Grants							
11117 ADM Sequestration Grant	07/01/2010 - 09/30/2018	71,185.50	65,642.58	92.21	638.77	4,904.15	6.89
11596 DCP-STOP Act	09/30/2014 - 09/29/2015	26,936.97	14,577.20	54.12	0.00	12,359.77	45.88
11696 DCP-STOP Act Grant	09/30/2015 - 09/29/2016	48,258.00	14,473.25	29.99	855.53	32,929.22	68.24
11695 DCP-Strategic Prevention	07/01/2015 - 06/30/2016	143,085.00	103,856.50	72.58	1,360.53	37,867.97	26.47
11615 Intelligent Monitor Sys	08/17/2015 -	14,781.00	15,110.80	102.23	0.00	- 329.80	- 2.23
11580 TRIO Grant	09/01/2014 - 08/30/2015	53,673.91	53,674.29	100.00	0.00	- 0.38	- .00
11680 TRIO Grant	09/01/2015 - 08/31/2016	280,680.00	173,123.03	61.68	840.00	106,716.97	38.02
11316 TrainingAssist/CareerTrg	10/01/2012 - 09/30/2016	9,525.46	9,525.46	100.00	0.00	0.00	.00
Total		648,125.84	449,983.11	69.43	3,694.83	194,447.90	30.00
State Funded Grants							
11654 Adult Ed Performance Grt	07/01/2015 - 06/30/2016	0.00	26,609.45	0.00	0.00	-26,609.45	0.00
11672 Adult Ed State Basic	07/01/2015 - 06/30/2016	0.00	29,366.93	0.00	0.00	-29,366.93	0.00
11688 CCES Quality Improv Grt	04/15/2016 - 05/09/2016	5,953.00	0.00	0.00	5,953.41	- 0.41	0.00
11620 Co-OpWorkStudy-IBHE	07/01/2015 - 06/30/2015	18,494.00	0.00	0.00	0.00	18,494.00	0.00
11540 Decatur DOC	10/01/2014 - 09/30/2015	75,214.44	75,214.44	100.00	0.00	0.00	.00
11640 Decatur DOC	10/01/2015 - 09/30/2016	0.00	75,148.71	0.00	597.00	-75,745.71	0.00
11618 Hwy Construct Career Grt	07/01/2015 - 06/30/2016	324,900.00	151,662.64	46.68	3,805.44	169,431.92	52.15
11541 Lincoln DOC	10/01/2014 - 09/30/2015	54,632.65	54,632.65	100.00	0.00	0.00	.00
11641 Lincoln DOC	10/01/2015 - 09/30/2016	0.00	61,368.10	0.00	630.00	-61,998.10	0.00
11542 Logan DOC	10/01/2014 - 09/30/2015	93,699.72	93,699.72	100.00	0.00	0.00	.00
11642 Logan DOC	10/01/2015 - 09/30/2016	0.00	91,370.13	0.00	630.00	-92,000.13	0.00
11664 SOS Literacy Grant	07/01/2015 - 06/30/2016	67,000.00	58,272.08	86.97	0.00	8,727.92	13.03
11566 Workplace Skills Enhance	07/01/2014 - 08/15/2015	5,133.31	5,133.31	100.00	0.00	0.00	.00
Total		645,027.12	722,478.16	112.01	11,006.10	-88,457.14	- 13.71
Locally Funded Grants							
11322 ACC Plus 50 Grant	04/01/2013 -	1,198.38	1,198.38	100.00	0.00	0.00	.00
8999 Decatur Comm Partnership	10/01/2007 -	32,830.00	2,975.00	9.06	0.00	29,855.00	90.94
11373 Literacy Grant-EdCO	03/01/2013 -	46,415.64	38,375.49	82.68	0.00	8,040.15	17.32
Total		80,444.02	42,548.87	52.89	0.00	37,895.15	47.11
Cash/RCC Restricted Programs							
9098 Partners in Education	-	86,842.00	54,465.48	62.72	0.00	32,376.52	37.28
11458 Project READ	07/01/2013 -	33,500.00	22,571.22	67.38	0.00	10,928.78	32.62
Total		120,342.00	77,036.70	64.01	0.00	43,305.30	35.99

Richland Community College
 Restricted Purposes Fund-Grants
 APR 1516

	Grant Period	Budget	* Actual Expense	% *	Encumbered	** Unencumbered % **
RCC- Foundation Funded Grants						

11633	Foundation Gifts to RCC 07/01/2015 - 06/30/2016	32,780.00	22,889.22	69.83	0.00	9,890.78 30.17
	Total	32,780.00	22,889.22	69.83	0.00	9,890.78 30.17
Fed Funded through State						

11612	Carl Perkins - ICCB 07/01/2015 - 06/30/2016	186,363.00	167,022.38	89.62	0.00	19,340.62 10.38
11632	Federal Adult Ed Basic 07/01/2015 - 06/30/2016	100,150.00	68,437.54	68.34	0.00	31,712.46 31.66
11656	Program Improvement Grnt 07/01/2015 - 06/30/2016	0.00	10,201.00	0.00	0.00	-10,201.00 0.00
	Total	286,513.00	245,660.92	85.74	0.00	40,852.08 14.26
	Total Grants	1,813,231.98	1,560,596.98	86.07	14,700.93	237,934.07 13.12

Richland Community College
ACCOUNT SUMMARY

APR 1516

Fund: Education Fund Acct Description	Month		Full Year		Year to Date		Pct	Variance
	Actual	Budget	Actual	Encumbered	Actual	Encumbered		
51100 Administrative Staff Sal	136,444.70	1,896,229.00	1,518,719.83	0.00	0.00	80.1	377,509.17	
51102 Administrative Staff-PT	3,500.00	42,840.00	35,000.00	0.00	0.00	81.7	7,840.00	
51200 Professional/Tech Salary	56,451.21	691,520.00	577,459.85	0.00	0.00	83.5	114,060.15	
51201 Professional/Tech-PT	1,547.03	25,885.00	19,103.29	0.00	0.00	73.8	6,781.71	
51202 Professional/Tech-PT	2,238.47	28,128.00	27,356.92	0.00	0.00	97.3	771.08	
51310 F/T Faculty Salary	346,188.94	4,134,223.00	2,997,210.13	0.00	0.00	72.5	1,137,012.87	
51315 F/T Faculty-Summer Sal	0.00	339,875.00	324,575.25	0.00	0.00	95.5	15,299.75	
51320 P/T Faculty Salary	93,091.38	944,747.00	816,523.36	0.00	0.00	86.4	128,223.64	
51325 P/T Faculty-Summer Sal	325.00	109,632.00	90,762.17	0.00	0.00	82.3	19,369.83	
51340 Overload Salary	50,414.62	389,540.00	438,959.04	0.00	0.00	112.7	-49,419.04	
51345 Clinical Risk Stipends	3,644.44	35,900.00	31,255.56	0.00	0.00	87.1	4,644.44	
51350 Independent Study Salary	0.00	3,750.00	15,785.00	0.00	0.00	420.9	-12,035.00	
51353 Proficiency Exam Salary	157.50	0.00	157.50	0.00	0.00	.0	-157.50	
51356 Subs Instructors Salary	1,009.35	10,030.00	10,156.59	0.00	0.00	101.3	-126.59	
51360 LabFacilitators	1,943.92	32,000.00	17,741.70	0.00	0.00	55.4	14,258.30	
51362 Faculty Tutors Salary	6,623.35	120,000.00	61,093.36	0.00	0.00	50.9	58,906.64	
51391 Faculty Curriculum Dev OL	0.00	0.00	5,970.00	0.00	0.00	.0	-5,970.00	
51400 Supervisory Staff Salary	45,757.67	465,398.00	419,873.25	0.00	0.00	90.2	45,524.75	
51500 Academic Support Salary	14,615.74	175,389.00	146,157.40	0.00	0.00	83.3	29,231.60	
51502 Academic Support-PT	11,151.30	167,760.00	147,280.49	0.00	0.00	87.8	20,479.51	
51610 F/T Classified Salary	80,768.41	1,120,274.00	847,546.65	0.00	0.00	75.7	272,727.35	
51620 P/T Classified Salary	4,182.44	65,712.00	49,364.57	0.00	0.00	75.1	16,347.43	
51630 Classified-Temporary	0.00	1,000.00	2,463.48	0.00	0.00	246.3	-1,463.48	
51800 Student Workers Salary	3,617.63	29,050.00	32,926.06	0.00	0.00	113.3	-3,876.06	
51906 Interpreter Salary	8,922.25	26,350.00	52,271.95	1,056.88	0.00	202.4	-26,978.83	
51912 Test Proctor Salary	661.83	7,100.00	2,489.60	0.00	0.00	35.1	4,610.40	
51918 Overtime Wages	0.00	4,400.00	2,952.31	0.00	0.00	67.1	1,447.69	
51935 SURS Fringe Benefit	0.00	26,044.00	18,387.42	0.00	0.00	70.6	7,656.58	
52080 SURS-RetireeHealthContri	3,665.54	47,488.00	38,452.98	0.00	0.00	81.0	9,035.02	
52100 EmployeeBenefitsTotal	0.00	4,000.00	4,416.75	0.00	0.00	110.4	-416.75	
52101 Group Medical Ins	139,149.67	1,721,701.00	1,489,871.40	0.00	0.00	86.5	231,829.60	
52102 Group Dental Ins	5,284.17	68,404.00	53,667.66	0.00	0.00	78.5	14,736.34	
52104 Group Life Ins	2,757.40	34,828.00	28,478.33	0.00	0.00	81.8	6,349.67	
52105 Group LTD Ins	1,688.94	21,379.00	17,181.00	0.00	0.00	80.4	4,198.00	
52106 Long-Term Care Ins	0.00	4,000.00	3,853.39	0.00	0.00	96.3	146.61	
52750 Staff/Family Waivers	2,142.00	30,000.00	46,406.25	0.00	0.00	154.7	-16,406.25	
53200 Consultants/Workshops	0.00	26.00	243.48	0.00	0.00	936.5	-217.48	
53205 Admin Computer-Maint	0.00	193,089.00	208,465.46	0.00	0.00	108.0	-15,376.46	
53400 Equip Repair/Maint Agree	518.00	27,047.00	15,092.15	500.00	0.00	57.6	11,454.85	
53500 Legal Services-Admin	12,732.73	27,450.00	32,085.58	0.00	0.00	116.9	-4,635.58	
53900 Contractual-Other	-73.88	23,347.00	9,538.00	735.99	0.00	44.0	13,073.01	
53938 Tuition	0.00	3,000.00	0.00	0.00	0.00	.0	3,000.00	
53955 Faculty Development	0.00	710.00	412.50	0.00	0.00	58.1	297.50	
53974 Resource Persons	0.00	200.00	0.00	0.00	0.00	.0	200.00	
53975 Professional Fees	0.00	8,000.00	7,166.25	0.00	0.00	89.6	833.75	
53985 Accreditation Fees	0.00	4,950.00	2,750.00	0.00	0.00	55.6	2,200.00	
53993 Employee Recognition EAT	0.00	1,365.00	888.50	0.00	0.00	65.1	476.50	
53994 Employee Awards	0.00	600.00	586.40	0.00	0.00	97.7	13.60	
53995 Meals	0.00	1,575.00	1,126.44	0.00	0.00	71.5	448.56	
53998 Student Awards	250.00	1,525.00	1,113.40	0.00	0.00	73.0	411.60	
54090 Event Expense	0.00	500.00	352.08	0.00	0.00	70.4	147.92	

Richland Community College

ACCOUNT SUMMARY

APR 1516

Fund: Education Fund Acct Description	Month Actual	Full Year Budget	Year to Date		Encumbered	Pct	Variance
			Actual	-----			
54101 Office Supplies	1,780.74	24,277.00	21,120.74	0.00	0.00	87.0	3,156.26
54102 Instructional Supplies	17,189.86	118,548.20	94,832.77	24,515.34	24,515.34	100.7	-799.91
54200 Printing	2,099.78	34,068.00	26,856.88	4,193.86	4,193.86	91.1	3,017.26
54205 Credit Schedules	0.00	11,000.00	0.00	0.00	0.00	.0	11,000.00
54210 Catalog Printing	2,652.88	6,100.00	5,734.74	0.00	0.00	94.0	365.26
54400 Materials	1,746.12	56,548.75	32,340.14	3,635.95	3,635.95	63.6	20,572.66
54401 Audio Visual Materials	0.00	7,700.00	5,900.47	0.00	0.00	76.6	1,799.53
54402 Postage	-61.99	32,819.00	16,257.87	0.00	0.00	49.5	16,561.13
54408 Computer Software	1,062.53	138,629.50	123,557.90	602.25	602.25	89.6	14,469.35
54413 Transcripts	0.00	22,500.00	26,000.00	0.00	0.00	115.6	-3,500.00
54515 Reference Materials	0.00	1,700.00	631.16	0.00	0.00	37.1	1,068.84
54520 Books-Library Collection	469.77	12,500.00	8,516.94	0.00	0.00	68.1	3,983.06
54600 Publications & Dues	4,460.65	127,234.00	130,525.27	1,217.49	1,217.49	103.5	-4,508.76
54700 Advertising	4,662.32	162,950.00	87,317.73	45,272.77	45,272.77	81.4	30,359.50
54705 Specialities	0.00	2,300.00	166.16	0.00	0.00	7.2	2,133.84
54710 WYSE Activities	0.00	900.00	1,072.82	0.00	0.00	119.2	-172.82
54905 Graphic Supplies	0.00	3,626.00	1,010.73	0.00	0.00	27.9	2,615.27
54908 Laundry/Linen Supplies	0.00	566.00	309.19	51.90	51.90	63.8	204.91
55100 Meeting Expense	654.00	24,208.00	7,560.44	135.00	135.00	31.8	16,512.56
55150 Registration Fees	233.00	22,533.00	9,859.00	1,159.00	1,159.00	48.9	11,515.00
55200 Travel-In State	51.76	23,339.00	3,043.61	212.19	212.19	14.0	20,083.20
55202 Travel-In State-Admin	0.00	1,530.00	1,519.59	0.00	0.00	99.3	10.41
55204 Travel-In State Mileage	593.40	8,733.55	6,211.26	2,620.60	2,620.60	101.1	-98.31
55300 Travel-Out of State	0.00	39,820.00	13,103.48	336.00	336.00	33.8	26,380.52
55400 Recruitment	290.00	1,000.00	23,833.72	17,000.00	17,000.00	4083.4	-39,833.72
56200 Equipment Rental	3,863.41	45,000.00	25,397.85	6,830.97	6,830.97	71.6	12,771.18
56800 Bank Card Fees	1,178.62	20,000.00	17,226.78	0.00	0.00	86.1	2,773.22
56810 Collection Co Charges	0.00	10,000.00	5,490.19	0.00	0.00	54.9	4,509.81
56815 Graduation Expense	4,984.52	16,200.00	5,007.25	600.00	600.00	34.6	10,592.75
57500 Telephone	50.02	600.00	695.15	0.00	0.00	115.9	-95.15
57700 Telecommunications	1,328.00	13,121.00	12,523.89	120.00	120.00	96.4	477.11
59040 Write-Offs	3,796.66	25,000.00	137,423.07	0.00	0.00	549.7	-112,423.07
59300 Chargeback Expense	0.00	30,000.00	11,110.84	0.00	0.00	37.0	18,889.16
59405 Tuition Waiver	-2,031.13	240,000.00	403,149.46	0.00	0.00	168.0	-163,149.46
59415 Illinois Veterans Grants	0.00	100,000.00	71,651.00	0.00	0.00	71.7	28,349.00
59416 Unfunded ING/MIA/POW	0.00	30,000.00	15,138.55	0.00	0.00	50.5	14,861.45
59420 Monetary Award Program	0.00	0.00	141,514.00	0.00	0.00	.0	-141,514.00
59901 Contributions	4,500.00	104,500.00	96,640.00	0.00	0.00	92.5	7,860.00
59965 Bank Service Charges	576.65	7,500.00	6,605.52	42.00	42.00	88.6	852.48
59999 Expense-Other	-190.17	1,000.00	3,431.85	0.00	0.00	343.2	-2,431.85
99999 Budget Contingency	0.00	103,331.00	0.00	0.00	0.00	.0	103,331.00
71000 Transfer Out	1,097,313.15	14,749,342.00	12,271,478.74	110,838.19	110,838.19	84.0	2,367,025.07
01 Education Fund	0.00	566,000.00	40,286.26	0.00	0.00	7.1	525,713.74
	1,097,313.15	15,315,342.00	12,311,765.00	110,838.19	110,838.19	81.1	2,892,738.81

Richland Community College
ACCOUNT SUMMARY

APR 1516

Acct Description	Month Actual	Full Year Budget	Actual	Year to Date Encumbered	Pct	Variance
51100 Administrative Staff Sal	3,074.37	67,992.00	43,701.89	0.00	64.3	24,290.11
51200 Professional/Tech Salary	2,442.50	26,810.00	24,425.04	0.00	91.1	2,384.96
51400 Supervisory Staff Salary	7,921.87	117,172.00	88,430.87	0.00	75.5	28,741.13
51610 F/T Classified Salary	1,163.13	26,202.00	12,543.59	0.00	47.9	13,658.41
51700 Custodial,Maint Stf Sal	12,332.28	168,551.00	131,774.61	0.00	78.2	36,776.39
51918 Overtime Wages	0.00	6,000.00	4,411.62	0.00	73.5	1,588.38
52080 SURS-RetireeHealthContri	134.66	2,034.00	1,533.40	0.00	75.4	500.60
52101 Group Medical Ins	7,162.25	94,079.00	78,348.36	0.00	83.3	15,730.64
52102 Group Dental Ins	259.77	3,814.00	2,861.91	0.00	75.0	952.09
52104 Group Life Ins	114.06	1,660.00	1,247.60	0.00	75.2	412.40
52105 Group LTD Ins	69.88	1,017.00	764.25	0.00	75.1	252.75
52750 Staff/Family Waivers	0.00	0.00	5,057.00	0.00	.0	-5,057.00
53400 Equip Repair/Maint Agree	11,999.11	75,500.00	64,310.74	1,313.31	86.9	9,875.95
53405 Telephone Maint Agree	1,159.50	11,000.00	5,856.59	1,471.45	66.6	3,671.96
53410 Custodial Services	30,702.61	373,880.00	307,623.36	60,402.22	98.4	5,854.42
53415 Security	883.10	9,890.00	8,206.35	1,683.65	100.0	0.00
53420 Building Repair/Maint	0.00	2,500.00	0.00	0.00	.0	2,500.00
53900 Contractual-Other	160.00	28,699.00	12,170.68	440.00	43.9	16,088.32
53910 Pest Control	857.08	13,700.00	9,301.53	3,120.00	90.7	1,278.47
53915 Snow/Grounds	205.88	10,500.00	7,632.74	0.00	72.7	2,867.26
54101 Office Supplies	126.77	1,300.00	1,077.81	0.00	82.9	222.19
54104 Maintenance Supplies	12,748.63	101,400.00	80,620.90	13,509.91	92.8	7,269.19
54105 Vehicle Expense	1,064.92	18,000.00	11,485.01	3,763.38	84.7	2,751.61
54107 Wind Turbine Maintenance	0.00	11,000.00	6,646.62	0.00	60.4	4,353.38
54200 Printing	174.42	850.00	602.01	0.00	70.8	247.99
54400 Materials	-194.96	400.00	315.42	0.00	78.9	84.58
54402 Postage	3.89	370.00	138.81	0.00	37.5	231.19
54408 Computer Software	0.00	30.00	29.95	0.00	99.8	0.05
54600 Publications & Dues	160.32	1,095.00	1,050.32	0.00	95.9	44.68
54700 Advertising	0.00	365.00	65.41	0.00	17.9	299.59
54910 Uniforms	240.03	6,000.00	2,069.85	664.81	45.6	3,265.34
55100 Meeting Expense	0.00	125.00	139.25	0.00	111.4	-14.25
55200 Travel-In State	0.00	225.00	32.40	0.00	14.4	192.60
56100 Facility Rental	0.00	132,855.00	110,992.50	21,898.50	100.0	-36.00
56200 Equipment Rental	0.00	1,300.00	478.60	0.00	36.8	821.40
56600 Install Pymt Lease/Purch	6,667.80	79,764.00	66,660.66	13,318.26	100.3	-214.92
56750 Property Taxes	0.00	15,450.00	16,086.54	0.00	104.1	-636.54
57150 Propane	0.00	7,500.00	304.90	0.00	4.1	7,195.10
57300 Electricity and Nat Gas	32,886.89	369,000.00	305,948.43	0.00	82.9	63,051.57
57400 Water,Sewage	3,040.74	27,400.00	25,665.36	0.00	93.7	1,734.64
57500 Telephone	2,057.22	44,600.00	30,844.88	114.00	69.4	13,641.12
57600 Refuse Disposal	2,959.21	20,500.00	15,843.01	2,854.25	91.2	1,802.74
57700 Telecommunications	112.00	3,000.00	1,690.45	0.00	56.3	1,309.55
58700 Equipment-Service	99.00	6,380.00	6,673.43	0.00	104.6	-293.43
99999 Budget Contingency	0.00	66,000.00	0.00	0.00	.0	66,000.00
71000 Transfer Out	142,788.93	1,955,909.00	1,495,664.65	124,553.74	82.8	335,690.61
02 Operations & Maint	142,788.93	1,955,909.00	1,495,664.65	124,553.74	82.8	335,690.61

Richland Community College
Expenditure Summary by Cost Center
For the month of April
83% of Fiscal Year 1516

	Budget 1516	** Actual Expended ** 04/30/2016	** Encumbered %	*** Unencumbered ***	**** %
Fund: Education Fund					
DOC General Studies	46,900.00	23,480.00	50.06	.00	49.94
Costs for Continuing & Prof Ed					
Automotive-Tech Occ	114,095.00	93,557.71	82.00	1,460.06	16.72
Collision Repair Tech	88,438.77	80,144.18	90.62	1,173.65	8.05
Diesel Med/Hvy Trk Tech	74,060.00	63,850.68	86.21	1,641.08	11.57
Heating/Vent,AC-Tech Occ	96,892.00	68,385.91	70.58	.00	29.42
Welding-Technical Occ	189,579.00	161,493.27	85.19	2,508.55	13.49
Total Continuing & Prof Ed	563,064.77	467,431.75	83.02	6,783.34	15.78
Costs for Office of Academic Svcs					
Honors Program	3,540.00	2,101.28	59.36	.00	40.64
Online Learning	134,016.00	111,944.33	83.53	.00	16.47
Academic Success	349,465.00	285,072.34	81.57	1,056.88	18.12
Math Enrichment Center	94,675.00	53,277.52	56.27	.00	43.73
Diversity	4,855.00	1,200.00	24.72	.00	75.28
Total Office of Academic Svcs	586,551.00	453,595.47	77.33	1,056.88	22.49
Costs for Business and Technology					
Dean-Business/Technology	137,061.23	88,904.10	64.86	.00	35.14
Costs for Liberal Arts					
Dean-Liberal Arts	160,955.00	123,222.34	76.56	.00	23.44
Art-Baccalaureate	143,322.00	122,163.59	85.24	.00	14.76
Erlanson Art Gallery	9,172.00	5,105.61	55.67	.00	44.33
African Amer Stu-Baccal	44,564.00	51,136.75	114.75	.00	-14.75
Engl/Human/Journal-Bacca	918,987.00	632,757.26	68.85	.00	31.15
Foreign Lang-Baccal	74,971.00	73,411.51	97.92	.00	2.08
Music-Baccalaureate	23,374.00	24,079.25	103.02	.00	-3.02
Dance-Baccalaureate	513.00	1,035.00	201.75	.00	-101.75
Philosophy-Baccalaureate	125,548.00	93,812.24	74.72	.00	25.28
Speech/Forensic/Drama	127,754.00	120,552.97	94.36	.00	5.64
EarlyChildhoodEduc-AAS	86,242.00	82,942.63	96.17	.00	3.83
Education-Baccalaureate	38,103.00	20,569.49	53.98	.00	46.02
History-Baccalaureate	191,402.00	156,553.79	81.79	.00	18.21
Political Sci-Baccal	26,087.00	20,085.76	77.00	.00	23.00
Psychology-Baccalaureate	221,463.00	189,571.45	85.15	.00	14.85
Sociology-Baccalaureate	121,834.00	94,116.89	77.25	.00	22.75
Total Liberal Arts	2,314,291.00	1,810,116.53	78.21	.00	21.79

Richland Community College
Expenditure Summary by Cost Center
For the month of April
83% of Fiscal Year 1516

	Budget 1516	** Actual 04/30/2016	Expended ** %	Encumbered %	*** Unencumbered ****	**** %
Costs for Math, Science & Business						
Dean-Math/Science	140,374.00	124,703.61	88.84	915.00	14,755.39	10.51
Accounting/Business	272,817.00	253,322.49	92.85	.00	19,494.51	7.15
Information Tech-OccTech	226,832.00	221,443.66	97.62	.00	5,388.34	2.38
Office Tech-Bus Occ	127,314.00	84,512.25	66.38	.00	42,801.75	33.62
Drafting/DesignEngineer	68,664.00	60,690.82	88.39	.00	7,973.18	11.61
Math-Baccalaureate	566,666.00	496,864.70	87.68	.00	69,801.30	12.32
Phys Sci/Physic-Baccal	67,962.00	55,576.83	81.78	.00	12,385.17	18.22
General Science	22,031.00	12,469.55	56.60	.00	9,561.45	43.40
Biology-Baccalaureate	424,161.00	352,220.68	83.04	95.74	71,844.58	16.94
Chemistry-Baccalaureate	121,474.00	99,749.72	82.12	.00	21,724.28	17.88
Earth Science-Baccal	15,586.00	14,070.88	90.28	.00	1,515.12	9.72
Economics-Baccalaureate	71,757.00	70,211.15	97.85	.00	1,545.85	2.15
Health Ed/Rec-Baccal	5,670.00	4,093.20	72.19	.00	1,576.80	27.81
CriminalJustice-Tech Occ	34,030.00	30,527.24	89.71	.00	3,502.76	10.29
Total Math, Science & Business	2,165,338.00	1,880,456.78	86.84	1,010.74	283,870.48	13.11
Costs for Health Professions						
Dean-Health Professions	218,208.00	167,416.48	76.72	626.00	50,165.52	22.99
Allied Health	199,215.00	159,921.93	80.28	281.90	39,011.17	19.58
Human Simulator	81,854.00	61,093.66	74.64	66.36	20,693.98	25.28
Radiology Tech-Hlth Occ	215,575.00	185,917.78	86.24	917.29	28,739.93	13.33
Surgical Tech-Health Occ	243,751.00	178,434.73	73.20	1,926.40	63,389.87	26.01
Fire Science-Tech Occ	63,321.00	53,219.29	84.05	.00	10,101.71	15.95
Nursing LPN -Health Occ	133,093.00	107,737.97	80.95	673.56	24,681.47	18.54
Health Information Tech	155,226.00	115,995.61	74.73	.00	39,230.39	25.27
AAS Nursing -Health Occ	829,827.00	607,970.89	73.26	573.31	221,282.80	26.67
Total Health Professions	2,140,070.00	1,637,708.34	76.53	5,064.82	497,296.84	23.24
Costs for Workforce Development						
GED-AB & ASE	30,210.00	16,138.44	53.42	.00	14,071.56	46.58
Culinary Arts	218,719.00	205,239.62	93.84	17,918.03	-4,438.65	-2.03
Engineering-Baccal	25,958.00	20,211.37	77.86	.00	5,746.63	22.14
Horticulture-Bus Occup	145,412.00	128,909.33	88.65	50.00	16,452.67	11.31
Engineering Technology	237,238.00	186,661.35	78.68	.00	50,576.65	21.32
Total Workforce Development	657,537.00	557,160.11	84.73	17,968.03	82,408.86	12.53
Costs for Student Success						
Admission & Recruitment	286,926.00	203,019.41	70.76	.00	83,906.59	29.24
Advising and Records	275,122.00	243,213.22	88.40	.00	31,908.78	11.60
Counseling Services	197,045.00	168,075.48	85.30	.00	28,969.52	14.70
Career Services	4,380.00	34,425.73	785.98	.00	-30,045.73	-685.98
Student Engagement	48,581.00	42,828.19	88.16	.00	5,752.81	11.84
Fin Aid & Vet Affairs	322,924.00	245,905.17	76.15	.00	77,018.83	23.85
Student Life	42,509.00	38,010.64	89.42	.00	4,498.36	10.58
Total Student Success	1,177,487.00	975,477.84	82.84	.00	202,009.16	17.16

Richland Community College
Expenditure Summary by Cost Center
For the month of April
83% of Fiscal Year 1516

	Budget 1516	** Actual 04/30/2016	Expended %	** %	Encumbered	*** Unencumbered	**** %
Costs for Auxiliary Services							
Copy Center	97,849.00	82,131.70	83.94		.00	15,717.30	16.06
Costs for Academic Support-LRC							
LRC Audio Visual	11,500.00	7,419.86	64.52		2,100.29	1,979.85	17.22
LRC	279,074.00	243,168.46	87.13		175.99	35,729.55	12.80
Total Academic Support-LRC	290,574.00	250,588.32	86.24		2,276.28	37,709.40	12.98
Costs for Technical Services Supp							
Networking Support	110,949.00	109,549.07	98.74		.00	1,399.93	1.26
Academic Lab Support	40,364.00	35,944.95	89.05		602.25	3,816.80	9.46
Technical Services Suprt	233,796.00	209,674.18	89.68		.00	24,121.82	10.32
Total Technical Services Supp	385,109.00	355,168.20	92.23		602.25	29,338.55	7.62
Costs for Institutional Support							
VP Student Success	161,782.00	141,017.64	87.17		.00	20,764.36	12.83
Fairview Park Plaza	21,970.00	21,512.06	97.92		.00	457.94	2.08
Clinton Center	51,011.00	22,614.69	44.33		.00	28,396.31	55.67
Administrative Info Syst	430,355.00	401,312.53	93.25		.00	29,042.47	6.75
VP Economic Development	148,821.00	118,468.55	79.60		.00	30,352.45	20.40
Board of Trustees	41,429.00	47,577.38	114.84		.00	-6,148.38	-14.84
Presidents Office	548,350.00	495,579.59	90.38		17,701.19	35,069.22	6.40
Business Office	343,483.00	293,111.04	85.33		.00	50,371.96	14.67
Vice Pres Fin & Admin	184,369.00	136,937.54	74.27		.00	47,431.46	25.73
VP Academic Services	302,976.00	249,879.83	82.48		120.00	52,976.17	17.49
General Expenses	333,872.00	193,187.06	57.86		766.06	139,918.88	41.91
Copiers	38,000.00	25,850.13	68.03		11,015.83	1,134.04	2.98
Graphics	112,887.00	82,330.35	72.93		.00	30,556.65	27.07
Marketing	368,340.00	202,061.57	54.86		45,272.77	121,005.66	32.85
Employee Relations	500.00	498.29	99.66		.00	1.71	.34
Human Resources	192,598.00	157,526.66	81.79		.00	35,071.34	18.21
Instituti Effectiveness	158,359.00	132,181.77	83.47		.00	26,177.23	16.53
Faculty/Staff Developmt	1,615.00	1,326.65	82.15		.00	288.35	17.85
Foundation & Development	218,462.00	186,299.35	85.28		.00	32,162.65	14.72
Total Institutional Support	3,659,179.00	2,909,272.68	79.51		74,875.85	675,030.47	18.45
Costs for Scholarship and Waivers							
Waivers	395,000.00	627,362.08	158.83		.00	-232,362.08	-58.83
Chargeback	30,000.00	11,110.84	37.04		.00	18,889.16	62.96
Total Scholarship and Waivers	425,000.00	638,472.92	150.23		.00	-213,472.92	-50.23

Richland Community College
 Expenditure Summary by Cost Center
 For the month of April
 83% of Fiscal Year 1516

	Budget 1516	** Actual Expended ** 04/30/2016	%	Encumbered	*** Unencumbered ****	%
Transfer Out	566,000.00	40,286.26	7.12	.00	525,713.74	92.88
Contingency	103,331.00	.00	.00	.00	103,331.00	100.00
Total Education Fund	15,315,342.00	12,170,251.00	79.46	109,638.19	3,035,452.81	19.82

Richland Community College
Expenditure Summary by Cost Center
For the month of April
83% of Fiscal Year 1516

	Budget 1516	** Actual Expended 04/30/2016	** %	Encumbered	*** Unencumbered	**** %
Fund: Operations & Maint						
Costs for Maintenance	7,559.00	2,466.48	32.63	.00	5,092.52	67.37
Renovations / Remodeling	403,888.00	306,741.63	75.95	14,962.09	82,184.28	20.35
Maintenance	366,500.00	303,140.24	82.71	52,868.16	10,491.60	2.86
Custodial	35,784.00	29,845.06	83.40	4,338.26	1,600.68	4.47
Grounds	23,154.00	17,121.10	73.94	1,683.65	4,349.25	18.78
Security	18,000.00	11,696.53	64.98	3,763.38	2,540.09	14.11
College Vehicle	406,700.00	317,150.85	77.98	4,143.84	85,405.31	21.00
Utilities	241,759.00	185,698.40	76.81	.00	56,060.60	23.19
Administration O & M	5,950.00	5,489.00	92.25	.00	461.00	7.75
General O & M	3,500.00	380.69	10.88	.00	3,119.31	89.12
Shilling Center - O/M	108,755.00	94,550.46	86.94	14,662.52	-457.98	-.42
Clinton Center O&M	69,850.00	56,159.66	80.40	12,351.84	1,338.50	1.92
Fairview Plaza O&M	20,950.00	19,399.87	92.60	.00	1,550.13	7.40
CSI Building O&M	68,680.00	55,743.12	81.16	9,880.00	3,056.88	4.45
Macon Co Soil & Water Bd	23,680.00	19,593.19	82.74	2,200.00	1,886.81	7.97
Sequestration Bldg O&M	85,200.00	70,488.37	82.73	3,700.00	11,011.63	12.92
Workforce Development Ct						
Total Maintenance	1,889,909.00	1,495,664.65	79.14	124,553.74	269,690.61	14.27
Contingency	66,000.00	.00	.00	.00	66,000.00	100.00
Total Operations & Maint	1,955,909.00	1,495,664.65	76.47	124,553.74	335,690.61	17.16

Richland Community College
 Expenditure Summary by Cost Center
 For the month of April
 83% of Fiscal Year 1516

	Budget 1516	** Actual Expended 04/30/2016	** %	Encumbered	*** Unencumbered	**** %
Fund: Oper & Maint Restricted						
Building Additions	16,635.00	15,223.26	91.51	.00	1,411.74	8.49
Renovations / Remodeling	1,145,000.00	758,162.63	66.22	1,748.50	385,088.87	33.63
Total Oper & Maint Restricted	1,161,635.00	773,385.89	66.58	1,748.50	386,500.61	33.27
Fund: Bond & Interest Fund						
Costs for Bond and Interest	2,423,088.00	2,423,576.25	100.02	.00	-488.25	-.02
Total Bond & Interest Fund	2,423,088.00	2,423,576.25	100.02	.00	-488.25	-.02

Richland Community College
Expenditure Summary by Cost Center
For the month of April
83% of Fiscal Year 1516

	Budget 1516	** Actual 04/30/2016	** %	Encumbered	*** Unencumbered	**** %
Fund: Auxiliary Enterprises						
Costs for Continuing & Prof Ed						
Credit	321,911.00	240,977.59	74.86	11,486.50	69,446.91	21.57
NonCredit	280,122.00	194,327.56	69.37	4,308.06	81,486.38	29.09
Continuing&ProfEdAdmin	157,091.00	131,020.74	83.40	653.63	25,416.63	16.18
Total Continuing & Prof Ed	759,124.00	566,325.89	74.60	16,448.19	176,349.92	23.23
Costs for Workforce Development						
Costs for Auxiliary Services						
Child Care Services	205,958.00	171,102.59	83.08	6,456.55	28,398.86	13.79
Theatre Productions	15,600.00	1,001.10	6.42	.00	14,598.90	93.58
CulinaryRestaurant	78,000.00	51,964.08	66.62	526.33	25,509.59	32.70
Coffee House	57,500.00	43,671.80	75.95	7,153.03	6,675.17	11.61
Culinary Events	12,540.00	11,684.96	93.18	.00	855.04	6.82
Garden Center Ag/Hort	31,525.00	20,145.99	63.90	1,872.98	9,506.03	30.15
Fitness Center	63,690.00	36,247.21	56.91	.00	27,442.79	43.09
Outdoor Exposition SpcEv	212,873.00	125,410.58	58.91	.00	87,462.42	41.09
Copy Center	71,000.00	57,765.92	81.36	1,736.59	11,497.49	16.19
Total Auxiliary Services	748,686.00	518,994.23	69.32	17,745.48	211,946.29	28.31
Total Auxiliary Enterprises	1,507,810.00	1,085,320.12	71.98	34,193.67	388,296.21	25.75

Richland Community College
Expenditure Summary by Cost Center
For the month of April
83% of Fiscal Year 1516

	Budget 1516	** Actual Expended ** 04/30/2016	Encumbered %	*** Unencumbered *** %
Fund: Restricted Purposes Fd				
Costs for Grants				
Commercial Custodian DOC	10,556.80	29,770.45	282.00	.00
Career Technologies DOC	40,140.11	82,126.89	204.60	.00
ConstructionOccup-DOC	34,394.25	64,807.10	188.42	.00
Heating/Vent,AC-Tech Occ	.00	10,201.00	.00	.00
Welding-Technical Occ	9,525.46	6,582.08	69.10	.00
Online Learning	4,926.00	4,926.00	100.00	.00
Math Enrichment Center	10,000.00	3,867.74	38.68	.00
8th Grade Career Fair	475.00	352.04	74.11	.00
Partner's Salute	4,450.00	3,000.90	67.44	.00
YouthLeadershipInstitute	3,100.00	4,134.82	133.38	.00
College Fair	4,055.00	2,928.87	72.23	.00
PIE-Career On Wheels	600.00	.00	.00	.00
PIE Admin	74,162.00	44,048.85	59.40	.00
Dean-Liberal Arts	1,635.00	1,632.83	99.87	.13
Erlanson Art Gallery	1,575.00	1,489.15	94.55	5.45
Information Tech-OccTech	350.00	342.38	97.82	2.18
Biology-Baccalaureate	2,000.00	2,072.83	103.64	-3.64
GED-AB & ASE	300.00	297.01	99.00	2.99
Culinary Arts	750.00	655.89	87.45	94.11
Horticulture-Bus Occup	22,976.00	38,689.29	168.39	-15,713.29
Engineering Technology	86,166.00	87,943.38	102.06	-1,777.38
Hospitality Management	28,571.72	56,634.96	198.22	-28,063.24
Student Services Records	3,993.15	20,602.39	515.94	-16,609.24
Fin Aid & Vet Affairs	3,000.00	2,155.33	71.84	844.67
Student Life	3,200.00	2,689.55	84.05	510.45
Child Care Services	7,953.00	1,959.40	24.64	5,953.41
Theatre Productions	320.00	319.69	99.90	.31
CulinaryRestaurant	1,250.00	856.92	68.55	393.08
Coffee House	12,039.00	10,070.09	83.65	1,968.91
Fitness Center	2,450.00	2,439.95	99.59	10.05
LRC	1,840.00	3,473.44	188.77	-1,633.44
Academic Lab Support	1,000.00	990.02	99.00	9.98
Technical Services Suprt	21,900.00	15,661.30	71.51	6,238.70
VP Student Success	6,050.00	5,488.38	90.72	561.62
Business Office	8,000.00	7,023.08	87.79	976.92
General Expenses	37,570.03	76,417.24	203.40	.00
Administration General	56,529.90	110,734.95	195.89	-38,847.21
Faculty/Staff Developmt	17,375.00	16,967.56	97.66	56,062.05
Foundation & Development	1,500.00	1,624.08	108.27	407.44
Grant-Administration	270,015.77	197,815.59	73.26	-124.08
Grant-Non-Administration	14,677.00	11,610.34	79.11	72,200.18
Grants-Training	15,077.00	15,572.42	103.29	3,066.66
Grant-SupportServices	160,971.00	48,126.00	29.90	-495.42
Family Literacy	12,743.83	10,549.50	82.78	112,845.00
Adult Literacy	38,805.12	32,959.30	84.94	2,194.33
Instruction-Other	103,349.00	56,699.36	54.86	5,845.82
Student Servs-Counseling	159,116.20	119,039.73	74.81	43,453.95
				40,076.47
				25.19

Richland Community College
Expenditure Summary by Cost Center
For the month of April
83% of Fiscal Year 1516

	Budget 1516	** Actual 04/30/2016	Expended ** %	Encumbered	*** Unencumbered	**** %
Community Service	251,109.97	136,181.00	54.23	2,216.06	112,712.91	44.89
Student Activities	147,476.19	118,192.67	80.14	840.00	28,443.52	19.29
Sequestration Proj	85,966.50	80,753.38	93.94	638.77	4,574.35	5.32
Instruction	79,742.98	55,288.80	69.33	.00	24,454.18	30.67
Total Grants	1,865,728.98	1,608,765.92	86.23	14,700.93	242,262.13	12.98
Costs for Financial Aid						
Illinois Veterans Grant	120,000.00	67,284.00	56.07	.00	52,716.00	43.93
Post 9/11 Veterans Grant	119,000.00	118,899.97	99.92	.00	100.03	.08
Foundation Scholarships	575,000.00	552,353.13	96.06	.00	22,646.87	3.94
Trade Recovery Act Aid	13,200.00	13,169.49	99.77	.00	30.51	.23
Direct Loans	1,500,000.00	1,419,905.00	94.66	.00	80,095.00	5.34
PELL	4,300,000.00	4,183,513.62	97.29	.00	116,486.38	2.71
Federal Work Study	6,055.00	2,406.99	39.75	.00	3,648.01	60.25
SEOG	30,954.00	27,803.78	89.82	.00	3,150.22	10.18
MAP	400,000.00	.00	.00	.00	400,000.00	100.00
Workforce Investment Sol	320,000.00	318,445.47	99.51	.00	1,554.53	.49
IL National Guard Grant	27,000.00	21,529.00	79.74	.00	5,471.00	20.26
Total Financial Aid	7,411,209.00	6,725,310.45	90.75	.00	685,898.55	9.25
Total Restricted Purposes Fd	9,276,937.98	8,334,076.37	89.84	14,700.93	928,160.68	10.01

Richland Community College
Expenditure Summary by Cost Center
For the month of April
83% of Fiscal Year 1516

	Budget 1516	** Actual Expended 04/30/2016	** %	Encumbered	*** Unencumbered	**** %
Fund: Working Cash Fund						
Transfer Out	3,000.00	.00	.00	.00	3,000.00	100.00
Total Working Cash Fund	3,000.00	.00	.00	.00	3,000.00	100.00
Fund: Trust & Agency Fund						
Costs for Trust and Agency						
Club Expenses	75,500.00	71,004.89	94.05	188.92	4,306.19	5.70
Transfer Out	1,000.00	980.00	98.00	.00	20.00	2.00
Total Trust & Agency Fund	76,500.00	71,984.89	94.10	188.92	4,326.19	5.66
Fund: Audit Fund						
Costs for Institutional Support						
Business Office	15,378.00	13,485.19	87.69	.00	1,892.81	12.31
Audit	45,800.00	45,800.00	100.00	.00	.00	.00
Contingency	10,571.00	.00	.00	.00	10,571.00	100.00
Total Audit Fund	71,749.00	59,285.19	82.63	.00	12,463.81	17.37
Fund: Liab,Protect,Settle						
Liab Protection & Settle	1,325,433.00	1,049,271.19	79.16	75,766.33	200,395.48	15.12
Total Liab,Protect,Settle	1,325,433.00	1,049,271.19	79.16	75,766.33	200,395.48	15.12

Richland Community College
 Bills Presented for Ratification
 APR 1516

Vendor Name	Function	Object	Invoice Amount	Educational Fund	O & M Fund	Other Fund
ACCT		Prepaid Expenses	3,146.00	3,146.00		
AFLAC		AFLAC	776.76	776.76		
AT&T	Fairview Plaza O&M	Telecommunications	112.00		112.00	
AT&T	Utilities	Telephone	655.29		655.29	
AT&T	Fairview Plaza O&M	Telephone	15.50		15.50	
AT&T	CommunityService	Telephone	90.36			90.36
AT&T	CommunityService	Telephone	299.05			299.05
AT&T	Fairview Plaza O&M	Telephone	169.65		169.65	
AT&T	Utilities	Telephone	609.31		609.31	
AT&T	Fairview Plaza O&M	Telecommunications	112.00		112.00	
AT&T	Utilities	Telephone	163.72		163.72	
Advanced Disposal Services	Utilities	Refuse Disposal	1,360.05		1,360.05	
Advanced Disposal Services	Utilities	Refuse Disposal	1,359.16		1,359.16	
Airgas-Mid America	Collision Repair Tech	Instructional Supplie	101.12	101.12		
Airgas-Mid America	Collision Repair Tech	Instructional Supplie	25.37	25.37		
Airweld Industrial Gases	Welding-Technical Occ	Instructional Supplie	125.31	125.31		
Airweld Industrial Gases	Welding-Technical Occ	Instructional Supplie	163.40	163.40		
Airweld Industrial Gases	Welding-Technical Occ	Instructional Supplie	18.40	18.40		
Airweld Industrial Gases	Welding-Technical Occ	Instructional Supplie	185.95	185.95		
Airweld Industrial Gases	Welding-Technical Occ	Instructional Supplie	150.00	150.00		
AmerenIP	Fairview Plaza O&M	Electricity and Nat G	20.61		20.61	
AmerenIP	Clinton Center O&M	Electricity and Nat G	296.97		296.97	
AmerenIP	Clinton Center O&M	Electricity and Nat G	121.18		121.18	
AmerenIP	Sequestration Bldg O&	Electricity and Nat G	69.09		69.09	
AmerenIP	Workforce Development	Electricity and Nat G	4,144.50		4,144.50	
AmerenIP	Utilities	Electricity and Nat G	58.70		58.70	
AmerenIP	Macon Co Soil & Water	Electricity and Nat G	136.08		136.08	
AmerenIP	Utilities	Electricity and Nat G	26.40		26.40	
AmerenIP	Utilities	Electricity and Nat G	1.59		1.59	
AmerenIP	Outdoor Exposition Sp	Electricity and Nat G	40.16		40.16	
AmerenIP	Utilities	Electricity and Nat G	213.76		213.76	
AmerenIP	Utilities	Electricity and Nat G	1,932.16		1,932.16	
AmerenIP	Utilities	Electricity and Nat G	5,198.22		5,198.22	
AmerenIP	Utilities	Electricity and Nat G	96.86		96.86	
AmerenIP	Fairview Plaza O&M	Electricity and Nat G	92.96		92.96	
AmerenIP	Utilities	Electricity and Nat G	210.46		210.46	
AmerenIP	Clinton Center O&M	Electricity and Nat G	108.55		108.55	
AmerenIP	Clinton Center O&M	Electricity and Nat G	275.59		275.59	
AmerenIP	Outdoor Exposition Sp	Electricity and Nat G	40.17		40.17	
Anderson, Steven Bernard	Grant-SupportServices	Stipends	675.00			40.17
Anderson, Steven Bernard	Grant-SupportServices	Stipends	732.50			675.00
Aramark - AUS St Louis MC Lockbo	Maintenance	Uniforms	37.51		37.51	
Aramark - AUS St Louis MC Lockbo	Maintenance	Uniforms	37.51		37.51	
Aramark - AUS St Louis MC Lockbo	Maintenance	Uniforms	37.51		37.51	
Aramark - AUS St Louis MC Lockbo	Maintenance	Uniforms	37.51		37.51	
Aramark - AUS St Louis MC Lockbo	Maintenance	Uniforms	37.51		37.51	
Aramark Corporation	Child Care Services	Meals	1,322.78			1,322.78
Archambault, Margaret	Academic Success	Interpreter Salary	414.00	414.00		
Archambault, Margaret	Academic Success	Interpreter Salary	690.00	690.00		
		PAGE TOTALS	26,744.24	5,796.31	17,747.91	3,200.02

Richland Community College
Bills Presented for Ratification
APR 1516

Vendor Name	Function	Object	Invoice Amount	Educational Fund	O & M Fund	Other Fund
Architectural Expressions LLP	Renovations / Remodel	Building Improvements	1,265.00			
Area Disposal Service Inc	Clinton Center O&M	Custodial Services	62.09			
Assoc of Community College Trust	Presidents Office	Recruitment	18,000.00	18,000.00	62.09	1,265.00
Badman, Taja Marie	Grant-SupportServices	Stipends	675.00			675.00
Badman, Taja Marie	Grant-SupportServices	Stipends	750.00			750.00
Ball Horticultural Co	Garden Center Ag/Hort	Materials	446.11			446.11
BearMail Co	Advising and Records	Postage	52.93	52.93		
BearMail Co	Foundation & Developm	Postage	349.52	349.52		
Beck's Studio	Inventory-CentralStor		6.25	6.25		
Beck's Studio	Inventory-CentralStor		6.25	6.25		
Beiler, Delany R	Grant-SupportServices	Stipends	675.00			675.00
Beiler, Delany R	Grant-SupportServices	Stipends	262.50			262.50
Bodine Electric Inc	Liab Protection & Set Equip	Repair/Maint Ag	5,215.95			5,215.95
Bodine Electric Inc	Liab Protection & Set Materials		140.58			140.58
Bond, Tashan	Grant-SupportServices	Stipends	675.00			675.00
Bond, Tashan	Grant-SupportServices	Stipends	750.00			750.00
Bonds, Dion A	Grant-SupportServices	Stipends	675.00			675.00
Bonds, Dion A	Grant-SupportServices	Stipends	262.50			262.50
Bussey Bank	Macon Co Soil & Water	Install Pymt Lease/Fu	4,490.00		4,490.00	
CCBO	Vice Pres Fin & Admin	Publications & Dues	450.00	450.00		
CDS Leasing	Copiers	Equipment Rental	60.00	60.00		
CDS Leasing	Copiers	Equipment Rental	524.12	524.12		
CDS Leasing	Copiers	Equipment Rental	90.00	90.00		
CDS Leasing	Copiers	Equipment Rental	280.00	280.00		
CDS Leasing	Copiers	Equipment Rental	387.63	387.63		
CDS Leasing	Copiers	Equipment Rental	149.14	149.14		
CDS Leasing	Grant-Administration	Equipment Rental	150.00			150.00
CDS Leasing	Copiers	Equipment Rental	117.00	117.00		
CDS Leasing	Copiers	Equipment Rental	117.00	117.00		
CDS Leasing	Copiers	Equipment Rental	194.00	194.00		
CDS Leasing	Copiers	Equipment Rental	139.77	139.77		
CDS Leasing	Copiers	Equipment Rental	280.00	280.00		
CDS Leasing	Copiers	Equipment Rental	90.00	90.00		
CDS Leasing	Copiers	Equipment Rental	60.00	60.00		
CDS Leasing	Copiers	Equipment Rental	387.63	387.63		
CDS Leasing	Copiers	Equipment Rental	149.14	149.14		
CDS Leasing	Copiers	Equipment Rental	524.12	524.12		
CDS Office Technologies	Copiers	Printing	26.48	26.48		
CDWG Government Inc	Academic Lab Support	Materials	61.18	61.18		
CDWG Government Inc	Heartland Academy Rec		1,744.20	1,744.20		
CDWG Government Inc	Heartland Academy Rec		2,927.25	2,927.25		
Cardinal, Matthew S	Club Expenses	Travel-In State	112.85			112.85
Carolina Biological Supply Co	Prepaid Expenses		563.54			563.54
Carolina Biological Supply Co	Biology-Baccalaureate	Instructional Supplie	563.65	563.65		
Chronicle of Higher Education	Presidents Office	Recruitment	4,696.00	4,696.00		
City of Clinton	Clinton Center O&M	Water/Sewage	75.00		75.00	
City of Decatur		Accrued Sales Tax	86.70			86.70
City of Decatur		Accrued Sales Tax	99.00			99.00
City of Decatur IL	Sequestration Bldg O&	Water,Sewage	149.77		149.77	
		PAGE TOTALS	50,014.85	32,433.26	4,776.86	12,804.73

Richland Community College
 Bills Presented for Ratification
 APR 1516

Vendor Name	Function	Object	Invoice Amount	Educational Fund	O & M Fund	Other Fund
City of Decatur IL	CSI Building O&M	Water, Sewage	70.18		70.18	
City of Decatur IL	Macon Co Soil & Water	Water, Sewage	144.32		144.32	
City of Decatur IL	Utilities	Water, Sewage	322.93		322.93	
City of Decatur IL	Utilities	Water, Sewage	186.15		186.15	
City of Decatur IL	Utilities	Water, Sewage	229.09		229.09	
City of Decatur IL	Utilities	Materials	205.21		205.21	
City of Decatur IL	Utilities	Water, Sewage	1,362.67		1,362.67	
City of Decatur IL	Fairview Plaza O&M	Water, Sewage	64.46		64.46	
City of Decatur IL	Utilities	Water, Sewage	36.00		36.00	
Cole, Jerry	CommunityService	Travel-In State	23.30			23.30
Cole, Jerry	CommunityService	Travel-In State	18.82			18.82
Comcast	CommunityService	Materials	35.91			35.91
Community College Week	Presidents Office	Recruitment	290.00		290.00	
Confidential On-Site Paper	General Expenses	Contractual-Other	35.94		35.94	
Consociate Group	Human Resources	Contractual-Other	278.25		278.25	
Consolidated Communications	Utilities	Telephone Maint Agree	610.67		610.67	
Constellation NewEnergy Gas Divi	Utilities	Electricity and Nat G	7,026.34		7,026.34	
Constellation NewEnergy Gas Divi	Utilities	Electricity and Nat G	822.78		822.78	
Constellation NewEnergy Gas Divi	Utilities	Electricity and Nat G	581.56		581.56	
Constellation NewEnergy Gas Divi	Utilities	Electricity and Nat G	99.93		99.93	
Constellation NewEnergy Gas Divi	Fairview Plaza O&M	Electricity and Nat G	118.52		118.52	
Cremer, Barbara	Macon Co Soil & Water	Electricity and Nat G	50.00	50.00		
Crews, Denise, Dr	Eng/Human/Journal-Ba	Student Awards	60.00	60.00		
Cromwell Radio Group Inc	VP Academic Services	Telecommunications	450.00	450.00		
Cromwell Radio Group Inc	Marketing	Advertising	100.00	100.00		
Cromwell Radio Group Inc	Marketing	Advertising	450.00	450.00		
Cromwell Radio Group Inc	Marketing	Advertising	403.32	403.32		
Custom Trophies & Silk Screening	VP Academic Services	Materials	108.00	108.00		
Davenport, Stephen M	Club Expenses	Event Expense	330.00	330.00		
DeBose Consulting	NonCredit	Contractual-Other	480.00	480.00		
DeBouck, Judy	Culinary Events	Materials	330.21	330.21		
Decatur Ace Hardware	Maintenance	Maintenance Supplies	31.03	31.03		
Decatur Black Chamber of	Presidents Office	Publications & Dues	250.00	250.00		
Del's Popcorn Shop	Coffee House	Instructional Supplie	58.40		58.40	
Del's Popcorn Shop	Coffee House	Instructional Supplie	150.00		150.00	
Del's Popcorn Shop	Coffee House	Instructional Supplie	26.00		26.00	
Del's Popcorn Shop	Coffee House	Instructional Supplie	9.20		9.20	
Del's Popcorn Shop	Coffee House	Instructional Supplie	12.00		12.00	
Del's Popcorn Shop	Coffee House	Instructional Supplie	47.20		47.20	
Del's Popcorn Shop	Coffee House	Instructional Supplie	23.40		23.40	
Don's Paint Company	Maintenance	Maintenance Supplies	2,111.88		2,111.88	
Don's Paint Company	Maintenance	Maintenance Supplies	107.83		107.83	
Dunker Electric	Maintenance	Maintenance Supplies	137.20		137.20	
Dunker Electric	Maintenance	Maintenance Supplies	127.18		127.18	
Dunker Electric	Maintenance	Maintenance Supplies	23.66		23.66	
Dunker Electric	Maintenance	Maintenance Supplies	1,529.04		1,529.04	
Dunker Electric	Maintenance	Maintenance Supplies	23.93		23.93	
Dunker Electric	Maintenance	Receivable-BrushColl	98.34	98.34		
Dunker Electric	Maintenance	Receivable-BrushColl	74.97	74.97		
		PAGE TOTALS	20,165.82	2,684.73	15,972.56	1,508.53

Richland Community College
 Bills Presented for Ratification
 APR 1516

Vendor Name	Function	Object	Invoice Amount	Educational Fund	O & M Fund	Other Fund
Dunker Electric	Maintenance	Maintenance Supplies	125.10		125.10	
Dust & Son Auto Supply	Collision Repair Tech	Instructional Supplie	39.70	39.70		
Dust & Son Auto Supply	Collision Repair Tech	Instructional Supplie	9.48	9.48		
Dynagraphics Inc	CommunityService	Printing	319.93			319.93
Dynagraphics Inc	NonCredit	Printing	33.21			33.21
Dynagraphics Inc	Admission & Recruitme	Printing	121.62	121.62		
Dynagraphics Inc	Admission & Recruitme	Printing	75.90	75.90		
Economic Development Corp of	General Expenses	Publications & Dues	2,500.00	2,500.00		
Edwards, Sarah	Marketing	Advertising	100.00	100.00		
Elan Corporate Payment Systems		Credit Card Pmt Clear	16,888.54	16,888.54		
Elsevier Inc		Fees Pass Thru Nursin	1,224.00	1,224.00		
Enlow, Nikia Lee		RCC Foundation A/R	50.00	50.00		
Enterprise	NonCredit	Travel-In State	110.31			110.31
Evans Recycling Inc	Utilities	Refuse Disposal	150.00		150.00	
Evergreen FS-Stephens #24	Credit	Vehicle Expense	177.82			177.82
Evergreen FS-Stephens #24	College Vehicle	Vehicle Expense	1,050.90		1,050.90	
Evergreen FS-Stephens #24	Credit	Vehicle Expense	351.71			351.71
Evergreen FS-Stephens #24	Credit	Vehicle Expense	312.74			312.74
Fairview Park Plaza LLC	Fairview Plaza O&M	Facility Rental	4,615.92		4,615.92	
Ferrill, Chris A	Dean-Math/Science	Travel-In State	25.88	25.88		
Fidelity Investments		Misc Deductions	300.00	300.00		
Firm Systems		Fees Pass Thru Backgr	105.00	105.00		
Firm Systems		Fees Pass Thru Backgr	190.25	190.25		
FirstEnergy Solutions	Fairview Plaza O&M	Electricity and Nat G	120.87		120.87	
FirstEnergy Solutions	Utilities	Electricity and Nat G	13,926.16		13,926.16	
FirstEnergy Solutions	Fairview Plaza O&M	Electricity and Nat G	124.48		124.48	
FirstEnergy Solutions	Macon Co Soil & Water	Electricity and Nat G	288.95		288.95	
FirstEnergy Solutions	Sequestration Bldg O&	Electricity and Nat G	613.70		613.70	
FirstEnergy Solutions	Utilities	Electricity and Nat G	353.90		353.90	
Fisher, Shannon Valentino	Grant-SupportServices	Stipends	675.00		675.00	
Fisher, Shannon Valentino	Grant-SupportServices	Stipends	637.50		637.50	
Fleet Pride	Diesel Med/Hvy Trk Te	Instructional Supplie	24.84	24.84		
Fletcher, Rachael E		RCC Foundation A/R	50.00	50.00		
Foremost Truck & Trailer Inc	Grounds	Snow/Grounds	205.88		205.88	
Fought, Patrick W	Clinton Center O&M	Custodial Services	157.50		157.50	
Fought, Patrick W	Clinton Center O&M	Custodial Services	157.50		157.50	
Fought, Patrick W	Clinton Center O&M	Custodial Services	157.50		157.50	
Fought, Patrick W	Clinton Center O&M	Custodial Services	157.50		157.50	
Fought, Patrick W	Clinton Center O&M	Custodial Services	315.00		315.00	
Franczek Radelet	Board of Trustees	Legal Services-Admin	3,135.00	3,135.00		
Franczek Radelet	Board of Trustees	Legal Services-Admin	8,508.00	8,508.00		
Franklin Travel		Other Current Obligat	28,288.16			28,288.16
Frontier	Clinton Center O&M	Telephone	153.53		153.53	
G F I Digital	Sequestration Proj	Printing	138.51			138.51
G F I Digital	Sequestration Proj	Printing	38.08			38.08
Garver Feeds	Garden Center Ag/Hort	Materials	25.68			25.68
Garver Feeds	Garden Center Ag/Hort	Materials	25.68			25.68
Goodman, Vivian T	CommunityService	Telephone	90.00			90.00
Grainger Inc	Automotive-Tech Occ	Instructional Supplie	53.25	53.25		
		PAGE TOTALS	87,300.18	33,401.46	22,674.39	31,224.33

Richland Community College
 Bills Presented for Ratification
 APR 1516

Vendor Name	Function	Object	Invoice Amount	Educational Fund	O & M Fund	Other Fund
Granger Inc	Diesel Med/Hvy Trk Te Materials		237.25	237.25		
Green Media Service Inc	Marketing Advertising		1,341.00	1,341.00		
Grimm, Susan	Radiology Tech-Hlth O Travel-In State Milea		207.00	207.00		
HVAC Excellence	Grants-Training Contractual-Other		2,510.04			2,510.04
Houghton, Adrian Izayah	Grant-SupportsServices Stipends		675.00			675.00
Houghton, Adrian Izayah	Grant-SupportsServices Stipends		465.00			465.00
Heartland Bank & Trust Company	Bond & Interest Interest Expense		105,385.00			105,385.00
Heartland Bank & Trust Company	Bond & Interest Interest Expense		201,211.25	201,211.25		
Herff Jones Inc	General Expenses Graduation Expense		27.12	27.12		
Herff Jones Inc	General Expenses Graduation Expense		4,200.30	4,200.30		
Herff Jones Inc	General Expenses Graduation Expense		888.68	888.68		
Herff Jones Inc	General Expenses Graduation Expense		53.85	53.85		
Herff Jones Inc	General Expenses Graduation Expense		834.90	834.90		
Hoelting & Co	Culinary Arts Instructional Supplie		88.87	88.87		
Houchen Bindery Ltd	LRG Materials		125.00	125.00		
Hummet International	Garden Center Ag/Hort Materials		876.36			876.36
ICCTA	Presidents Office Registration Fees		95.00	95.00		
ILMO Products Company	Collision Repair Tech Instructional Supplie		225.60	225.60		
Illinois Century Network	Networking Support Telecommunications		664.00	664.00		
Illinois Century Network	Networking Support Telecommunications		664.00	664.00		
Illinois Federation of Teachers	Union Dues - Adjunct		42.32	42.32		
Illinois Federation of Teachers	Union Dues-RFT		2,275.00	2,275.00		
Illinois Federation of Teachers	Union Dues-RFT		2,275.00	2,275.00		
Illinois Federation of Teachers	Union Dues - Adjunct		42.32	42.32		
Inceptia	VP Student Success Publications & Dues		27.65	27.65		
Ingie, Jeffery A	Grant-SupportsServices Contractual-Other		250.00			250.00
Jan Master Cleaning Services Inc	Custodial Services		24,300.00		24,300.00	
Jan Master Cleaning Services Inc	Custodial Services		2,452.27		2,452.27	
Jan Master Cleaning Services Inc	Building Additions Custodial Services		1,850.00		1,850.00	
Jan Master Cleaning Services Inc	Macon Co Soil & Water Custodial Services		450.00		450.00	
Jan Master Cleaning Services Inc	Sequestration Bldg O& Custodial Services		1,100.00		1,100.00	
Jan Master Cleaning Services Inc	Liab Protection & Set Custodial Services		272.48			272.48
Jan Master Cleaning Services Inc	Liab Protection & Set Custodial Services		2,700.00			2,700.00
Jan Master Cleaning Services Inc	Culinary Events Contractual-Other		78.75			78.75
Jan Master Cleaning Services Inc	Outdoor Exposition Sp Contractual-Other		173.25			173.25
Jason's Lawn Care	Clinton Center O&M Contractual-Other		80.00		80.00	
Jason's Lawn Care	Clinton Center O&M Contractual-Other		80.00		80.00	
John Wiley & Sons	Academic Success Publications & Dues		368.00			368.00
Jones, Kali Elizabeth	Grant-SupportsServices Stipends		572.50			572.50
Jones, Kali Elizabeth	Grant-SupportsServices Stipends		300.00			300.00
KONE Inc	Maintenance Equip Repair/Maint Ag		3,200.00		3,200.00	
KONE Inc	Maintenance Equip Repair/Maint Ag		334.02		334.02	
Kaskaskia Broadcasting Inc	Marketing Advertising		300.00			300.00
Key Equipment Finance	Administration Genera Equipment Rental		210.00			210.00
Key Equipment Finance	Administration Genera Equipment Rental		210.00			210.00
Key Equipment Finance	Administration Genera Equipment Rental		199.00			199.00
Keystone Homes	Clinton Center O&M Facility Rental		6,333.33			6,333.33
LRP Publications	Academic Success Publications & Dues		398.50			398.50
Lane, Robert David	Grant-SupportsServices Stipends		675.00			675.00
	PAGE TOTALS		372,324.61	216,592.61	40,179.62	115,552.38

Richland Community College
 Bills Presented for Ratification
 APR 1516

Vendor Name	Function	Object	Invoice Amount	Educational Fund	O & M Fund	Other Fund
Lane, Robert David	Grant-Supports	Services Stipends	750.00			
Laser Innovation Inc	Academic Success	Equip Repair/Maint Ag	189.00	189.00		750.00
Laser Innovation Inc	LRG	Equip Repair/Maint Ag	40.00	40.00		
Laser Innovation Inc	Online Learning	Equip Repair/Maint Ag	20.00	20.00		
Laser Innovation Inc	Security	Equip Repair/Maint Ag	80.00		80.00	
Laser Innovation Inc	Business Office	Equip Repair/Maint Ag	40.00	40.00		
Lawson Products	Maintenance	Maintenance Supplies	27.72		27.72	
Lee Enterprises Inc	Maintenance	Publications & Dues	61.32		61.32	
Lewis, Donnie R	Club Expenses	Travel-In State	80.01			80.01
Long, Shelby D		Child Care Receivable	430.00			430.00
Lowe's Home Centers Inc	Instruction-Other	Instructional Supplie	191.33			191.33
Luckey, Megan E	Academic Success	Interpreter Salary	476.72	476.72		
Luckey, Megan E	Academic Success	Interpreter Salary	339.48	339.48		
Luckey, Megan E	Academic Success	Interpreter Salary	843.96	843.96		
Luter, Doniquea Shalae	Engl/Human/Journal-Ba	Student Awards	50.00	50.00		
MANCOMM	Credit	Instructional Supplie	72.06			72.06
MR Systems Wireless	Clinton Center O&M	Telephone	57.00		57.00	
MR Systems Wireless	Clinton Center O&M	Telephone	57.00		57.00	
MRE Benefit Admin Systems		Group Insurance	27,038.98	27,038.98		
MRE Benefit Admin Systems		Health Insurance	182,385.14	182,385.14		
Macon County Circuit Clerk		Wage Garnishment Orde	500.00	500.00		
Macon County Circuit Clerk		Wage Garnishment Orde	500.00	500.00		
Main Street Church of the	CommunityService	Facility Rental	150.00			150.00
Main Street Church of the	CommunityService	Facility Rental	250.00			250.00
Maloney, Judy Ann	Dean-Health Professio	Publications & Dues	81.50	81.50		
Mangle Management Systems	Board of Trustees	Meeting Expense	130.00	130.00		
Mangle Management Systems	NonCredit	Meals	299.25			299.25
Mangle Management Systems	Club Expenses	Meeting Expense	270.00			270.00
Mangle Management Systems	Heating, Vent, AC-Tech	Other Current Obligat	550.00			550.00
Mangle Management Systems		Meeting Expense	60.00	60.00		
Mangle Management Systems		RCC Foundation A/R	264.00	264.00		
Marquis Beverage Service	Coffee House	Instructional Supplie	51.38			51.38
Marquis Beverage Service	Coffee House	Instructional Supplie	783.85			783.85
Marquis Beverage Service	Coffee House	Instructional Supplie	219.20			219.20
Marquis Beverage Service	Coffee House	Instructional Supplie	552.40			552.40
Matejka, Michael	Instruction-Other	Contractual-Other	500.00			500.00
Mazzotti Services	Marketing	Specialities	764.00	764.00		
Mehan Financial Education Consul	Instruction-Other	Contractual-Other	480.00			480.00
Menard Inc	Maintenance	Maintenance Supplies	29.94		29.94	
Menard Inc	Maintenance	Maintenance Supplies	42.04		42.04	
Menard Inc	Macon Co Soil & Water	Maintenance Supplies	212.67		212.67	
Menard Inc	Maintenance	Maintenance Supplies	15.39		15.39	
Menard Inc	Maintenance	Maintenance Supplies	22.61		22.61	
Menard Inc	Maintenance	Maintenance Supplies	76.48		76.48	
Mid-America Advertising MidWest	Marketing	Advertising	250.00	250.00		
MidAmerica Tire & Performance	College Vehicle	Vehicle Expense	13.95		13.95	
Midland Paper Company	Copy Center	Materials	879.10			879.10
Midland Paper Company	Copy Center	Materials	88.44			88.44
Midland Paper Company	Copy Center	Materials	276.01			276.01
Midland Paper Company	Copy Center	Materials	221,541.93	213,972.78	696.12	6,873.03
		PAGE TOTALS				

Richland Community College
 Bills Presented for Ratification
 APR 1516

Vendor Name	Function	Object	Invoice Amount	Educational Fund	O & M Fund	Other Fund
Midland Paper Company	Copy Center	Materials	68.83			68.83
Midwest Fiber Inc of Decatur	Utilities	Refuse Disposal	90.00		90.00	
Miles Chevrolet Inc	Collision Repair Tech	Instructional Supplie	149.84	149.84		
Napa Auto Parts	Automotive-Tech Occ	Instructional Supplie	11.90			
Napa Auto Parts	Automotive-Tech Occ	Instructional Supplie	59.01	59.01		
Napa Auto Parts	Automotive-Tech Occ	Instructional Supplie	19.55	19.55		
Napa Auto Parts	Automotive-Tech Occ	Instructional Supplie	44.56	44.56		
Napa Auto Parts	College Vehicle	Vehicle Expense	0.07		0.07	
Napa Auto Parts	Automotive-Tech Occ	Instructional Supplie	13.92	13.92		
Napa Auto Parts	Automotive-Tech Occ	Instructional Supplie	41.52	41.52		
Napa Auto Parts	Automotive-Tech Occ	Instructional Supplie	63.93	63.93		
Napa Auto Parts	Automotive-Tech Occ	Instructional Supplie	6.21	6.21		
Napa Auto Parts	Automotive-Tech Occ	Instructional Supplie	146.26	146.26		
Napa Auto Parts	Automotive-Tech Occ	Instructional Supplie	58.96	58.96		
Napa Auto Parts	Automotive-Tech Occ	Instructional Supplie	214.19	214.19		
Napa Auto Parts	Automotive-Tech Occ	Instructional Supplie	22.04	22.04		
Napa Auto Parts	Automotive-Tech Occ	Instructional Supplie	131.59	131.59		
Napa Auto Parts	Automotive-Tech Occ	Instructional Supplie	134.69	134.69		
Napa Auto Parts	Automotive-Tech Occ	Instructional Supplie	66.08	66.08		
Napa Auto Parts	Automotive-Tech Occ	Instructional Supplie	19.64	19.64		
Napa Auto Parts	Automotive-Tech Occ	Instructional Supplie	-18.00	-18.00		
Neuhoff Media Decatur	Marketing	Advertising	310.00	310.00		
Neuhoff Media Decatur	Marketing	Advertising	310.00	310.00		
Neuhoff Media Decatur	Marketing	Advertising	310.00	310.00		
Neuhoff Media Decatur	Marketing	Advertising	310.00	310.00		
Neumann, William	Engl/Human/Journal-Ba	Student Awards	100.00	100.00		
Newlin, Jonathan T	Engl/Human/Journal-Ba	Student Awards	50.00	50.00		
Newman & Ullman Inc		Inventory-CentralStor	148.35	148.35		
Newman & Ullman Inc		Inventory-CentralStor	126.05	126.05		
Nicholas, Everette E., Jr		Legal Services-Admin	822.85	822.85		
Niemann Foods	Board of Trustees	Instructional Supplie	53.22	53.22		
Niemann Foods	Culinary Arts	Instructional Supplie	16.20	16.20		
Niemann Foods	Culinary Arts	Instructional Supplie	21.63	21.63		
Niemann Foods	Culinary Arts	Instructional Supplie	26.86	26.86		
Niemann Foods	Culinary Arts	Instructional Supplie	9.44	9.44		
Niemann Foods	Culinary Arts	Instructional Supplie	10.73	10.73		
Niemann Foods	Culinary Arts	Instructional Supplie	12.43	12.43		
Niemann Foods	Culinary Arts	Instructional Supplie	27.07	27.07		
Niemann Foods	Culinary Arts	Instructional Supplie	17.25	17.25		
Niemann Foods	Culinary Arts	Instructional Supplie	25.02	25.02		
Niemann Foods	Culinary Arts	Instructional Supplie	9.98	9.98		
Niemann Foods	Culinary Arts	Instructional Supplie	8.58	8.58		
Niemann Foods	Culinary Arts	Instructional Supplie	54.36	54.36		
Niemann Foods	Culinary Arts	Instructional Supplie	59.43	59.43		
Niemann Foods	Culinary Arts	Instructional Supplie	35.79	35.79		
O'Reilly Auto Parts	Automotive-Tech Occ	Instructional Supplie	26.53	26.53		
O'Reilly Auto Parts	Automotive-Tech Occ	Instructional Supplie	-38.91	-38.91		
O'Reilly Auto Parts	Automotive-Tech Occ	Instructional Supplie	29.99	29.99		
		PAGE TOTALS	4,547.64	4,388.74	90.07	68.83

Richland Community College
 Bills Presented for Ratification
 APR 1516

Vendor Name	Function	Object	Invoice Amount	Educational Fund	O & M Fund	Other Fund
O'Reilly Auto Parts	Automotive-Tech Occ	Instructional Supplie	14.53	14.53		
O'Reilly Auto Parts	Automotive-Tech Occ	Instructional Supplie	119.22	119.22		
O'Reilly Auto Parts	Automotive-Tech Occ	Instructional Supplie	21.30	21.30		
O'Reilly Auto Parts	Automotive-Tech Occ	Instructional Supplie	9.78	9.78		
O'Reilly Auto Parts	Automotive-Tech Occ	Instructional Supplie	11.49	11.49		
O'Reilly Auto Parts	Automotive-Tech Occ	Instructional Supplie	90.53	90.53		
O'Reilly Auto Parts	Automotive-Tech Occ	Instructional Supplie	12.50	12.50		
Office Depot Inc		Inventory-CentralStor	393.38	393.38		
Office Max		Inventory-CentralStor	355.38	355.38		
Office Max		Inventory-CentralStor	245.53	245.53		
Oliver, Brooke D	Surgical Tech-Health	Travel-In State Milea	386.40	386.40		
Olson, Colleen	Academic Success	Interpreter Salary	211.00	211.00		
Olson, Colleen	Academic Success	Interpreter Salary	169.00	169.00		
Orv Graham Radio Advertising Bro Marketing		Advertising	160.00	160.00		
Pencils of Promise	Club Expenses	Donations/Gifts	386.51		386.51	
Per Mar Security & Research Corp	Security	Security	182.62		182.62	
Per Mar Security & Research Corp	Liab Protection & Set Security	Security	4,357.72			4,357.72
Per Mar Security & Research Corp	Security	Security	8.28		8.28	
Per Mar Security & Research Corp	Security	Security	160.35		160.35	
Per Mar Security & Research Corp	Liab Protection & Set Security	Security	3,848.24			3,848.24
Per Mar Security & Research Corp	Liab Protection & Set Security	Security	198.72			198.72
Per Mar Security & Research Corp	Security	Security	179.24		179.24	
Per Mar Security & Research Corp	Liab Protection & Set Security	Security	4,301.60			4,301.60
Per Mar Security & Research Corp	Security	Security	179.55		179.55	
Per Mar Security & Research Corp	Security	Security	177.84		177.84	
Per Mar Security & Research Corp	Liab Protection & Set Security	Security	4,309.15			4,309.15
Per Mar Security & Research Corp	Liab Protection & Set Security	Security	4,268.00			4,268.00
Per Mar Security & Research Corp	Security	Security	177.84		177.84	
Per Mar Security & Research Corp	Liab Protection & Set Security	Security	4,268.00			4,268.00
Phillips, Pressie Thomas	Grant-SupportServices	Stipends	675.00		675.00	
Phillips, Pressie Thomas	Grant-SupportServices	Stipends	660.00		660.00	
Pilkington	Collision Repair Tech	Instructional Supplie	398.46	398.46		
Pilkington	Collision Repair Tech	Instructional Supplie	40.31	40.31		
Pilkington	Collision Repair Tech	Instructional Supplie	33.49	33.49		
Pitney Bowes Inc	General Expenses	Equipment Rental	142.50	142.50		
Pocket Nurse	AAS Nursing -Health O	Instructional Supplie	13.00	13.00		
Pointdexter, Lynne M	Academic Success	Interpreter Salary	403.20	403.20		
Pointdexter, Lynne M	Academic Success	Interpreter Salary	489.60	489.60		
Pointdexter, Lynne M	Academic Success	Interpreter Salary	326.40	326.40		
Pointdexter, Lynne M	Academic Success	Interpreter Salary	163.20	163.20		
Pointdexter, Lynne M	Academic Success	Interpreter Salary	403.20	403.20		
Pointdexter, Lynne M	Academic Success	Interpreter Salary	489.60	489.60		
Pride Cleaners	Culinary Arts	Contractual-Other	167.70	167.70		
Pride Cleaners	Culinary Arts	Contractual-Other	135.14	135.14		
Pride Cleaners	Culinary Arts	Contractual-Other	114.81	114.81		
Pride Cleaners	Culinary Arts	Contractual-Other	39.99	39.99		
Pride Cleaners	Culinary Arts	Contractual-Other	34.83	34.83		
Pride Cleaners	Culinary Arts	Contractual-Other	21.93	21.93		
Pride Cleaners	Culinary Arts	Contractual-Other	27.00	27.00		
PAGE TOTALS			33,983.06	5,644.40	1,065.72	27,272.94

Richland Community College
 Bills Presented for Ratification
 APR 1516

Vendor Name	Function	Object	Invoice Amount	Educational Fund	O & M Fund	Other Fund
Pride Cleaners	Culinary Arts	Contractual-Other	92.00	92.00		
Pride Cleaners	Culinary Arts	Contractual-Other	148.35	148.35		
Pride Cleaners	Culinary Arts	Contractual-Other	107.07	107.07		
Primex Wireless	Workforce Development	Equip Repair/Maint Ag	973.27		973.27	
R D McMillen Enterprises	Custodial	Maintenance Supplies	268.36		268.36	
RCC-Foundation		Credit Card Clearing	70.00	70.00		
RCC-Foundation		Revenue-Misc/OtherSou	25.00	25.00		
RCC-Foundation		Richland Foundation	104.66	104.66		
RCC-Foundation		Credit Card Clearing	25.00	25.00		
RCC-Foundation		FND Scholarship Reven	714.00			714.00
RCC-Foundation		Credit Card Clearing	600.00	600.00		
RCC-Foundation		Richland Foundation	104.66	104.66		
RCC-Foundation		Credit Card Clearing	200.00	200.00		
Ray O'Herron's	Liab Protection & Set Materials		24.75			24.75
Ray O'Herron's	Liab Protection & Set Materials		53.21			53.21
Redding, Dustin Allen	Grant-SupportServices	Stipends	675.00			675.00
Redding, Dustin Allen	Grant-SupportServices	Stipends	675.00			675.00
Reliance Standard		Life Insurance	3,273.08	3,273.08		
Reliance Standard		LTD Insurance	2,005.57	2,005.57		
Reliance Standard		Supplemental Life Ins	1,589.50	1,589.50		
Rexx Battery of Decatur Inc	College Vehicle	Vehicle Expense	34.95		34.95	
Robert's Sysco Inc	Coffee House	Instructional Supplie	98.32			98.32
Robert's Sysco Inc	Coffee House	Instructional Supplie	560.51			560.51
Robert's Sysco Inc	Coffee House	Instructional Supplie	272.49			272.49
Robert's Sysco Inc	Coffee House	Instructional Supplie	243.23			243.23
Robert's Sysco Inc	Culinary Arts	Instructional Supplie	51.26	51.26		
Robert's Sysco Inc	Culinary Arts	Instructional Supplie	1,063.02	1,063.02		
Robert's Sysco Inc	Culinary Arts	Instructional Supplie	1,410.89	1,410.89		
Robert's Sysco Inc	Culinary Arts	Instructional Supplie	11.20	11.20		
Robert's Sysco Inc	Coffee House	Instructional Supplie	118.96			118.96
Robert's Sysco Inc	Coffee House	Instructional Supplie	171.44			171.44
Robert's Sysco Inc	Coffee House	Instructional Supplie	336.53			336.53
Robert's Sysco Inc	Child Care Services	Snacks and Milk	58.20			58.20
Robert's Sysco Inc	Child Care Services	Snacks and Milk	31.60			31.60
Robert's Sysco Inc	Child Care Services	Snacks and Milk	71.50			71.50
Robert's Sysco Inc	Culinary Arts	Instructional Supplie	2,690.42	2,690.42		
Robert's Sysco Inc	Culinary Arts	Instructional Supplie	20.55	20.55		
Robert's Sysco Inc	Culinary Arts	Instructional Supplie	489.19	489.19		
Robert's Sysco Inc	Culinary Arts	Instructional Supplie	90.67	90.67		
Robert's Sysco Inc	Culinary Arts	Instructional Supplie	4,539.35	4,539.35		
Robert's Sysco Inc	Culinary Arts	Instructional Supplie	212.49	212.49		
Robert's Sysco Inc	Culinary Arts	Instructional Supplie	32.20	32.20		
Robert's Sysco Inc	Culinary Arts	Instructional Supplie	1,273.29	1,273.29		
Robert's Sysco Inc	Culinary Arts	Instructional Supplie	120.60	120.60		
Robert's Sysco Inc	Culinary Arts	Instructional Supplie	-79.80	-79.80		
Robert's Sysco Inc	Culinary Arts	Instructional Supplie	-73.95	-73.95		
Robert's Sysco Inc	Culinary Arts	Instructional Supplie	-23.55	-23.55		
Robert's Sysco Inc	Culinary Arts	Instructional Supplie	-62.75	-62.75		
Robert's Sysco Inc	Culinary Arts	Instructional Supplie	139.75	139.75		
Robert's Sysco Inc	Culinary Arts	Instructional Supplie	25,631.04	20,249.72	1,276.58	4,104.74
		PAGE TOTALS				

Richland Community College
 Bills Presented for Ratification
 APR 1516

Vendor Name	Function	Object	Invoice Amount	Educational Fund	O & M Fund	Other Fund
SimplexGrinnell LP	Building Additions	Materials	681.00			681.00
SimplexGrinnell LP	CSI Building O&M	Equip Repair/Maint Ag	10,498.96		10,498.96	
Sligo Steel	Welding-Technical Occ	Instructional Supplie	643.65	643.65		
Sound & Light Creations	Culinary Events	Contractual-Other	2,200.00			
Specialty Paint	Collision Repair Tech	Instructional Supplie	293.84	293.84		
Specialty Paint	Collision Repair Tech	Instructional Supplie	100.04	100.04		
Specialty Paint	Collision Repair Tech	Instructional Supplie	126.40	126.40		
Specialty Paint	Collision Repair Tech	Instructional Supplie	93.58	93.58		
Spectrum Janitorial Supply	Custodial	Maintenance Supplies	900.89		900.89	
Spectrum Janitorial Supply	Custodial	Maintenance Supplies	793.82		793.82	
Spectrum Janitorial Supply	Custodial	Maintenance Supplies	676.06		676.06	
Spectrum Janitorial Supply	Custodial	Maintenance Supplies	776.55		776.55	
Spectrum Janitorial Supply	Custodial	Maintenance Supplies	719.16		719.16	
Spectrum Janitorial Supply	Custodial	Maintenance Supplies	517.85		517.85	
Spectrum Janitorial Supply	Custodial	Maintenance Supplies	700.00		700.00	
Spectrum Janitorial Supply	Custodial	Maintenance Supplies	587.97		587.97	
Springfield Electric Supply Co	Maintenance	Maintenance Supplies	103.49		103.49	
St Mary's Hospital	Surgical Tech-Health	Instructional Supplie	182.60	182.60		
St Mary's Hospital	Nursing LPN -Health O	Instructional Supplie	407.00	407.00		
St Mary's Hospital	AAS Nursing -Health O	Instructional Supplie	1,245.12	1,245.12		
St Teresa High School	Marketing	Advertising	100.00	100.00		
Staples, Ronnie	Grant-SupportServices	Stipends	675.00			675.00
Staples, Ronnie	Grant-SupportServices	Stipends	300.00			300.00
Star Silkscreen Design Inc	Club Expenses	Event Expense	793.00			793.00
State Universities Retirement	SURS 8%		2,118.29	2,118.29		
State Universities Retirement	SURS 8%		40,876.09	40,876.09		
State Universities Retirement	SURS RetirementInstallPu		168.50	168.50		
State Universities Retirement	SURS 1/2%		4,364.36	4,364.36		
Striglos Office Equipment	Inventory-CentralStor		101.36	101.36		
Svensen Florists Inc	Materials		55.00	55.00		
Tepper Electric Supply	Presidents Office		890.48		890.48	
The Beach House Inc	Maintenance	Maintenance Supplies	96.00			96.00
The Decatur Club	Culinary Events	Contractual-Other	225.00			225.00
The Decatur Club	NonCredit	Instructional Supplie	100.00	100.00		
The Omni Group	Presidents Office	Publications & Dues	10.00	10.00		
Tovar, Brandon Nigel	General Expenses	Bank Service Charges	600.00			600.00
Tovar, Brandon Nigel	Grant-SupportServices	Stipends	707.50			707.50
Trout, Stephen	Grant-SupportServices	Stipends	735.00			735.00
Turner, Melva L	NonCredit	Contractual-Other	675.00			675.00
Turner, Melva L	Grant-SupportServices	Stipends	262.50			262.50
U S Postmaster	Continuing&ProfEd&admi	Postage	5,060.00			5,060.00
USA Clean Inc	Custodial	Equip Repair/Maint Ag	112.86		112.86	
United Graphics Inc	Marketing	Prepaid Expenses	2,652.88	2,652.88		
United Graphics Inc	Marketing	Catalog Printing	2,652.88	2,652.88		
United Parcel Service	Drafting/DesignEngine	Postage	15.10	15.10		
United Parcel Service	LRC	Postage	4.30	4.30		
United Parcel Service	Security	Postage	6.69	6.69		
United Parcel Service	General Expenses	Postage	93.20	93.20		
United Parcel Service	General Expenses	Postage	86,702.86	56,410.88	17,281.98	13,010.00
		PAGE TOTALS				

ITEMS FROM THE BOARD

EXECUTIVE SESSION

Executive Session- May 17, 2016

MOTION FOR CLOSED SESSION

I move that the Board enter into closed session in accordance with 5 ILCS 120/2. (c) (1) "The appointment, employment, compensation, discipline, performance, or dismissal of specific employees of Richland Community College...."

Richland Community College is in compliance with Public Act 93-0523, requiring the tape or video recording of all executive sessions.

ADJOURNMENT