






BOARD OF TRUSTEES

June 20, 2017

RICHLAND COMMUNITY COLLEGE | NSEC EXHIBIT HALL

PUBLIC HEARING FOR FY 2017 BUDGET 5:15 PM | REGULAR MEETING 5:30 P.M.



Richland Community College

One College Park | Decatur, Illinois 62521 | 217.875.7200 | richland.edu

Richland Community College Board of Trustees

CHAIRMAN
Bruce Campbell

VICE CHAIRMAN
Tom Ritter

SECRETARY
Dr. David Coopriider

Dale Colee

Bishop Wayne Dunning

Jim Underwood

Randy Prince

Lee Trimble - Student Trustee

RICHLAND COMMUNITY COLLEGE
DISTRICT NO. 537
BOARD OF TRUSTEES REGULAR MEETING
June 20, 2017
REVISED
AGENDA

NSEC – Exhibit Hall

The Vision: To be the premier source for education, workforce training, partnerships, and economic development.

College Mission: To provide innovative educational environments, opportunities, and experiences that enable individuals, communities, and the region to grow, thrive, and prosper.

Core Values: Commitment, Respect, Excellence, Accountability, and Diversity

PUBLIC HEARING FOR FY18 BUDGET – 5:15 P.M.

- I. Convening of the Regular Meeting – 5:30 p.m.
 - A. Call to Order
 - B. Roll Call
- II. ***Minutes of the Regular Meeting on May 16, 2017***
- III. Appearance of Citizens and Introduction of Guests
- IV. Written Communications
 - College Activities Report
 - A certificate from the Higher Learning Commission is included in the Board Book, recognizing Richland Community College for its continuing pursuit of quality higher education as demonstrated by the successful complete of the Strategy Forum on April 26, 2017
 - Personnel Update
- V. Special Reports
 - A. Construction Report
 - B. Report of ICCTA
 - C. Report of Student Trustee

- D. Report of Agreements/Contracts signed by President Valdez for the month of May 2017
- E. Foundation Report
- VI. Consent Agenda
 - A. ***Authorization in compliance with 5 Illinois Compiled Statutes 120/2.06***
- VII. Old Business
 - A. ***2018 Fiscal year Budget and Related Financial Matters – (final budget distributed under separate cover)
Resolution No. 17-12 Adopting Fiscal year 2018 Budget***
- VIII. New Business
 - A. ***Compliance with Prevailing Wage Act – Resolution No. 17-13***
 - B. ***Annual State Funded Capital Request – Resource Allocation Management Plan (RAMP) Document***
 - C. ***Recommendation to Purchase Virtual IV Simulator***
 - D. ***Transferring the Interest Earning of the Working Cash Fund – Resolution No. 17-14***
 - E. ***Consideration for an Intergovernmental Agreement with the Capital Development Board for Richland Community College to fund the Student Success Center Completion***
- IX. Board Policies, Proposals, and Changes
 - A. ***Section 1 – Board of Trustees – Third Reading***
 - B. ***Section 4 – Student and Academic Services – Third Reading***
- X. Financial Report
 - A. ***Treasurer’s Report and Financial Statement***
 - B. ***Bills and Travel Expenditures for Ratification***
- XI. Report of the President
- XII. Items from the Board
- XIII. Executive Session
- XIV. Adjournment

Bold and Italics Denotes Action Items

JANUARY 2017

Reports
 Consent Agenda
 College Legal Contractual Agreements
 New Business
 Trustee Training

FEBRUARY 2017

Reports
 Consent Agenda
 New Business
 Recommendations for Tenure
 Recommendation for Approval of Fees
 Strategic Plan Priorities
 Monitoring Report: Community Partnership

MARCH 2017

Reports
 Consent Agenda
 New Business
 Recommendations for Faculty Promotions in Rank
 Recommendation to Grant Professor Emeritus Status
 Recommendation to Grant Staff Emeritus Status
 Recommendation for Professional Leave
 Recommendation for Approval of Tuition
 Monitoring Report: Staff Profile

APRIL 2017

Tenure and Promotion Recognition Dinner
 Student Government Election Results
 Report from Board Secretary regarding Election of Student Trustee
 Seating of New Student Trustee
 Reports

MAY 2017

Reorganization of Board of Trustees
 Reports
 Consent Agenda
 New Business
 Tentative Budget
 Other
 RCC Commencement
 ICCTA Lobby Day
 Monitoring Report: Budget

JUNE 2017

Public Hearing for Budget
 Reports
 Strategic Plan Quarterly Report
 Consent Agenda
 New Business
 Resolution Adopting Budget
 Compliance with Prevailing Wage Act
 State Capital Funding Request
 Resolution Transferring Earnings
 Review of Minutes of Previous Executive Sessions
 Monitoring Report: Planning and IE

JULY 2017

Reports

Consent Agenda

Monitoring Report:
Student Profile

AUGUST 2017

Reports

Institutional year Book
Program Review
Presentation

Consent Agenda

Monitoring Report:
Marketing/Government
& Community Affairs

SEPTEMBER 2017

Reports

Consent Agenda

Annual Foundation
Board Meeting

Monitoring Report:
Physical Plant/Facilities

OCTOBER 2017

Reports

Consent Agenda

**Distribution of audit
Reports – RCC &
Brush College, LLC**

Strategic Plan Quarterly
Update

Monitoring Report:
Academic Profile

NOVEMBER 2017

Reports

Audit Presentation

Consent Agenda

**Calendar of Regular
Meeting of Board of
Trustees**

Old Business

Financial Report

Monitoring Report:
Enrollment and
Financial

DECEMBER 2017

Reports

Consent Agenda

Old Business

**Resolution for Fiscal
Year Tax Levy**

**Review of Minutes of
Previous Executive
Sessions**

Winter Board Retreat

Strategic Plan Priorities
Results Report

PRINCIPLES OF SUSTAINABILITY





College Vision

To be the Premier Source for Education, Workforce Training, Partnerships and Economic Development.

College Mission

To provide innovative educational environments, opportunities, and experiences that enable individuals, communities, and the region to grow, thrive, and prosper.

Core Values

- Commitment
- Respect
- Excellence
- Accountability
- Diversity

Richland Community College Strategic Plan 2015-2018 (REV 10/16)

Goal 1: Elevate Teaching and Learning Standards.

- Strategy A: Utilize Richland's Cross-Disciplinary Outcomes process to assess student learning.
- Strategy B: Demonstrate the assessment of program student learning outcomes.
- Strategy C: Engage faculty and staff in program review using the established process.
- Strategy D: Enhance teaching and learning through faculty development opportunities.
- Strategy E: Deploy innovative instructional delivery and assessment.

Goal 2: Foster Student Success and Completion.

- Strategy A: Improve the college and career readiness of Richland students.
- Strategy B: Establish and maintain a strategic enrollment management plan and process.
- Strategy C: Engage students in the development of their plan of study.
- Strategy D: Implement student success strategies to address momentum points.

Goal 3: Advance and Create Workforce Development Partnerships.

- Strategy A: Establish and maintain partnerships to advance community development.
- Strategy B: Identify and implement new career and technical education programs of study and workforce development programs reflecting community economic development initiatives.
- Strategy C: Strengthen legislative and government relations that serve to further Richland's mission.
- Strategy D: Proactively engage media to highlight cast portfolio of offerings available to District residents.

Goal 4: Ensure a Financially Sustainable Organization.

- Strategy A: Develop and implement a working capital model that addresses the College's deficiency of working capital.
- Strategy B: Establish a Fund Balance Policy providing a framework and process to identify appropriate Fund Balances and actions that lead to and provide support of a strong financial position within a designated time frame.
- Strategy C: Conduct a comprehensive study of organizational structure and adjust based on findings.
- Strategy D: Conduct a comprehensive study of facilities and equipment to address current needs and accommodate the College's core business.

Strategic Plan

Implementation and Performance

L2 Division/Department/Area Balanced Scorecards

L1 Institutional Balanced Scorecard

Dashboard

Annual Performance Report

Implementation and Performance

Public Accountability

Higher Learning Commission Academic Quality Improvement Program (AQIP)

2016 Richland Community College Strategic Plan Priorities

Goal 1: Elevate Teaching and Learning Standards.

Strategy A: Utilize Richland's Cross Disciplinary Outcomes process to assess student learning.

1. Complete evaluation of oral communication artifacts.
2. Complete rubric for assessment of Technology Proficiency.

Strategy B: Demonstrate the assessment of program student learning outcomes.

1. Assess progress of program student learning outcomes by transitioning to a focus on data collection, analysis, and planned improvements.

Strategy C: Engage faculty and staff in the program review using the established process.

1. Increase faculty and program staff involvement in program reviews scheduled for FY16 by ICCB.
2. Continue implementation of CIP Team 2-15A, *Instructional Delivery and Program Optimization*, recommendations.

Strategy D: Enhance teaching and learning through faculty development opportunities.

1. Establish process to assess participation.
2. Complete professional development plans.

Strategy E: Deploy innovative instructional delivery and assessment systems.

1. Increase the number of students using alternative pathways to credit-level coursework and follow up with students using co-requisite model for persistence and retention.
2. Ensure the English Bridge Program curriculum emphasizes the elements of effective first-year writing/college-level English writing requirements.
3. Provide and analyze benchmark data from the high school Math 098 pilot.
4. Establish one STEM content discipline to align with a high school.

Strategy F: Expand project-based learning and other career-focused learning experiences for students.

1. Establish a professional development plan for faculty around project-based learning.
-

Goal 2: Foster Student Success and Completion.

Strategy A: Engage in activities that improve the college and career readiness of Richland students.

1. Initiate pathway alignment evaluation for core disciplines such as English, Communications and Math.

Strategy B: Advance a comprehensive Strategic Enrollment Management process and completion agenda.

1. Promote and evaluate intentional scheduling efforts (i.e., stream scheduling, Transfer Academy, Clinton scheduling, night academy, etc.) to determine next steps.
2. Benchmark and track enrollment patterns to two identified target student populations (e.g., aged 25-29, developmental education, online).
3. Reinforce enrollments through targeted marketing activities in underserved areas.

Strategy C: Engage students in the holistic development of educational pathways.

1. Evaluate enrollment pipeline to identify potential opportunities for improvement related to persistence and retention of Richland students.
2. Continue implementation of CIP Team 2-15B, *Student Driven Scheduling*, recommendations.

Strategy D: Implement student success strategies to address progress expectations and identified momentum points.

1. Create promotions throughout the year that encourage applications for scholarships and strengthen connections to scholarship donors, students and parents.
2. Write 6-7 new scholarship agreements that support students with financial need.
3. Implement new FAFSA rules.
4. Expand additional bridge programming for adult education students.
5. Update, increase and promote articulation agreements with partnering educational institutions.

Strategy E: Establish robust student support systems including proactive advising and work-based career-focused experiences.

1. Promote career services offerings through faculty and class presentations.
 2. Implement the internship tracking modules of College Central Network.
-

Goal 3: Create and Advance Workforce Development Partnerships.

Strategy A: Discover common workforce needs and opportunities to strengthen community relationships.

1. Track advisory committee meetings and develop list of advisory committee recommendations.
2. Conduct 2-3 on-campus activities and 2 off-campus engagement activities to reconnect alumni to Richland.
3. Maintain, add and update contact information for Richland alumni.
4. Seek out and implement innovative ideas to further research and development for Richland and Richland students.
5. Develop partnerships for utilization of Progress City USA and enhance utilization of facilities to increase revenue.
6. Expand CCUS partnership with U.S. Department of Energy.

Strategy B: Identify and implement new career and technical education programs of study and workforce development programs reflecting community economic development initiatives.

1. Develop and deploy CTE curriculum model pilot that aligns college courses with employer needs. Develop 2 additional pathways.
2. Expand STEAM (Science, Technology, Engineering, Arts, Math) activities with K-12 partners.
3. Implement Advisory Board for Carroll School of Business.
4. Implement national AATP marketing/recruitment partnership to establish food technology industry-cluster with the goal of securing a new business tenant in AATP within 24 months.
5. Participate, as 1 of 5 community colleges, in Midwest Community College Agriculture Consortium with USDA and NCGA to sponsor a research activity at RCC/AATP in FY17.

Strategy C: Actively engage in legislative and government relations that serve to further Richland's mission.

1. Reinforce Richland's role as a leader in broader public policy debate.
2. Maintain an open dialogue with elected officials regarding significant priorities, activities and decisions of the College.
3. Advocate on behalf of the community college system's agenda.
4. Utilize the collective expertise of elected officials to create new opportunities for Richland.
5. Participate in Economic Development Corporation and Greater Decatur Chamber of Commerce activities to increase Richland visibility regarding program and learning resources.

Strategy D: Proactively secure opportunities for media to highlight the vast portfolio of offerings available to District residents.

1. Strengthen press releases and stories promoting opportunities and events at the College.
2. Enhance monthly radio segments.
3. Enhance social media opportunities in promotion.
4. Highlight faculty and student awards and recognitions.

Strategy E: Facilitate workforce and economic development opportunities through business incubator and entrepreneurial training.

1. Implement Richland/National Foodworks Services, LLC, Memorandum of Understanding (Local Illinois Food Entrepreneurship (LIFE) Program).
2. Expand market for Richland coffee blends in conjunction with community business partnerships.
3. Identify economic development services to be offered by Richland.

Strategy F: Successfully fulfill the design, development and delivery of a new school of business integrated curriculum.

1. Complete canvassing of foundations and corporations of gift prospects to support the Carroll School of Business.
 2. Continue implementation of design and development of the Carroll School of Business.
-

Goal 4: Ensure a Sustainable Organization.

Strategy A: Align and empower employee strengths that benefit the institution in meeting strategic goals.

1. Conduct a successful Presidential Search utilizing ACCT's process.

Strategy B: Optimize human, economic and environmental expenses with available revenue.

1. Develop a balanced budget within the constraints of limited resources by the June Board of Trustees' meeting.
2. Review and modify the College's Health Insurance Benefit Program by benefit choice period to reduce costs for the College and staff.
3. Enhance existing reporting for financial data.
4. Review and modify procedures in purchasing, travel and cash management to ensure efficient use of College resources.
5. Develop strategies to increase the operating fund balance.
6. Analyze feasibility of continuing scholarship programs.

Strategy C: Balance the physical environment to connect to the College principles of sustainability.

1. Develop AASHE Sustainability Plan.
2. Implement and evaluate training protocols enabling the College to meet the requirements outlined in the Crisis Management Plan for implementation by August opening of the academic year.

Strategy D: Identify and secure alternative revenue streams.

1. Seek three new grants that further Richland's mission and add to existing revenue streams.
2. Develop new and broaden existing revenue streams by building creative and entrepreneurial partnerships with foundations, corporations, government sources and private donors.

Strategy E: Align facility utilization with established program needs.

1. Continue to work with the CBD, BLDD and contractors for efficient project management through completion of the Student Success Center project (pending release of state funds).
2. Develop process for measurement and implementation of facility utilization.

CONVENING OF THE REGULAR MEETING

MINUTES OF THE REGULAR MEETING ON MAY 16, 2017

**MINUTES OF BOARD OF TRUSTEES REGULAR MEETING
DISTRICT NO. 537
RICHLAND COMMUNITY COLLEGE**

May 16, 2017

Chairman Campbell and the Board of Trustees presented Dr. Larry Osborne, Trustee Emeritus, with an award for his dedicated years of service to Richland Community College

CONVENING OF THE MEETING

Call to Order

The regular meeting was called to order at 5:33 p.m. Tuesday, May 16, 2017, in NS 121 by Chairman Campbell. Chairman Campbell also recited the College Vision, Mission, and Core Values.

Roll Call

Trustees Present: Bruce Campbell, Tom Ritter, Dr. David Coopriider, Jim Underwood, Randy Prince, Bishop Wayne Dunning

Trustees Absent: Lee Trimble, Dale Colee

Also present: Dr. Cris Valdez and other staff members

MINUTES OF PREVIOUS MEETING

The minutes of the regular meeting of April 18, 2017, and Special Board meeting on April 27, 2017 had been distributed to the Board prior to this meeting.

Prince moved to approve the minutes of the regular meeting of April 18, 2017, and Special Board meeting on April 27, 2017. Bishop Dunning seconded. Roll call vote being all ayes, Chairman Campbell declared the motion carried.

APPEARANCE OF CITIZENS AND INTRODUCTION OF GUESTS

Dr. Valdez and the Board of Trustees welcomed Dr. Larry Osborne and his wife Nance.

REORGANIZATION OF THE BOARD OF TRUSTEES AND AD HOC APPOINTMENTS

Appointment of Board Officers

Bishop Dunning moved and Prince seconded the following recommendations of officers for 2017-2018

Tom Ritter - Chairman
Dr. David Coopriders - Vice Chairman
Bishop Wayne Dunning - Secretary

Ad Hoc Appointments:

Liaison to the Richland Community College Foundation Board of Directors

Randy Prince

ICCTA Representative

Bruce Campbell

Audit Committee

Dr. David Coopriders and Jim Underwood

Travel Committee

Dale Colee and Jim Underwood

Nominating Committee

Bishop Wayne Dunning and Dale Colee

WRITTEN COMMUNICATIONS

College Activities Report

- Relay for Life – May 16 – 5:00 p.m. – Shilling Salon
- Health Professions Pinning – May 19 – 5:00 p.m. Decatur Civic Center
- Graduate Breakfast – May 19 – 9:00 a.m. – K of C Hall
- Commencement – May 19 – 7:00 p.m. – Civic Center
- Memorial Day – May 29 – College Closed
- Saturday Produce Market – June 3 – 8:00 a.m. – NSEC Parking lot
- Summer Classes Begin – June 5
- Board of Trustees Meeting – located in the Exhibit Hall at 5:30 p.m. – June 20
- Other activities listed in the Board Book

Personnel Update

Retirements, Resignations, and Terminations

- Michael Diggs, Coordinator, Veterans Affairs, effective April 28, 2017
- Rebecca Kirk, Accounting Tech, Student Receivables, effective April 28, 2017

New Employees

- Brittania Schreurs, Accommodations Specialist, Academic Success Center, Effective May 15, 2017

SPECIAL REPORTS

1. College Spotlight - Kona Jones presented Active Learning Faculty Academy
2. Greg Florian, Vice President of Finance and Administration, presented the Construction Report

REPORT OF ICCTA

None

REPORT OF STUDENT TRUSTEE

None

MONITORING REPORT

Greg Florian reported on Budget and presented the tentative FY18 budget to the Board of Trustees

OLD BUSINESS

FOUNDATION REPORT

Julie Melton gave a summary of the quarterly meeting of the Foundation Board of Directors meeting held on April 25, 2017.

As of March 31, 2017, the total net assets were \$19,852,680.16. An increase of \$1,811,315.80. In her report, she included a Foundation Fundraising Dashboard.

At the Board of Directors meeting, they saw a demonstration of Raiser's Edge NXT – a fundraising software that will allow the Foundation to operate more efficiently, reach and engage new donors, and retain and expand existing donors and alumni. The Foundation approved a 3-year contract that will begin in June 2017.

The Culinary Scholarship Dinner held on March 25 welcomed over 175 guests. Proceeds from the event increased by 300% over last year.

Foundation Board of Directors elected the following officers for 2017-2018:

- Dr. Alan Frigy, Chairman
- Myung Kim, Vice Chairman
- John Waddock, Secretary
- Dave Koshinski, Treasurer

The following individuals were elected for membership on the Board of Directors for a three-year term:

- Joseph Brown
- Nicole Bateman
- Jim Schroeder
- Jason Herman
- Dave Koshinski
- John Waddock

In other Foundation news, Tricia Cordulack reported that 350 applications were received and have awarded the Trustee Scholarships to 40 top high school students in the district.

Foundation Save the Date:

- Annual Meeting: July 25 4:00 p.m. – Decatur Country Club
- Foundation Golf Outing: September 15 11:00 a.m. Shot gun start – Hickory Point Golf Course
- Scholarship Program and Reception: September 28 – 6:00 p.m. – Shilling Auditorium

BOARD POLICES, PROPSALS, AND CHANGES

Board of Trustees Section 1.0 was presented for second reading. Section 1.0 sets out general guidelines for the Board of Trustees as found in the Illinois Public Community College Act (110 ILCS 805), Elections (10 ILCS 5), and Open Meetings Act (5 ILCS 20). The policy has been reviewed and no action is necessary at this time.

Board Policies 4.6.1, 4.7.2.2, and 4.7.2.5 were presented for second reading. The Illinois Community College Board now requires that community colleges recognize and accept credits from high schools that offer the International Baccalaureate Program. This curriculum and assessment program is an alternative to Advance Placement Programs. Currently, no high schools in the Richland District use the International Baccalaureate Program.

Policy 4.6.1 includes International Baccalaureate in the list of designations for recognition on the student transcript. Policy 4.7.2.5 describes the program and indicates how credits will be shown on the transcript.

Changes in Policy 4.7.2.2 are recommended to reflect a title change for the DSST Prometrics examination, which allows student to obtain college credit based on their learning outside of the classroom.

These policies have been reviews by the Academic Standards Committee, the Institutional Effectiveness Group, and the President's Cabinet. No action is necessary at this time.

FINANCIAL REPORT

BILLS AND TRAVEL EXPENDITURES PAYABLE

The April 2017 Treasurer's Report and Financial Statement were presented to and discussed with the Board.

A list of bills paid in the amount of \$972,325.31 for April 2017 was distributed to the Board prior to the meeting.

Prince moved to ratify the April bills and travel expenditures paid and approve the Financial Statement subject to audit. Dr. Cooprider seconded. Roll call vote being all ayes, Chairman Ritter declared the motion carried.

REPORT OF THE PRESIDENT

Dr. Valdez reminded the Board of Trustees that the Health Professions Pinning Ceremony will be held at 5:00 p.m. on May 19 at the Decatur Civic Center, followed by Commencement at 7:00 p.m.

The College Summer schedule begins Friday June 2, 2017. The College will be open 7:30 a.m. – 5:00 p.m. Monday through Thursday.

There is a College wide imitative regarding Diversity and our Values. Dr. Valdez will keep the Board up-to-date on the outcomes.

ITEMS FROM THE BOARD

Randy Prince wished Dr. Valdez a belated birthday.

EXECUTIVE SESSION

Dr. Cooprider moved to enter into closed session for the purpose of discussing individual employments, as specified in Section 2 (c) (1); for the purpose of discussing collective negotiation matters, as specified in Section 2 (c) (2); for discussion of purchase or lease of real property, as specified in Section 2(c) (5); for discussion of pending or probable litigation, as specified in Section 2 (c) (11); and for self-evaluation, as specified in Section 2 (c) (16) of the Open Meetings Act. Underwood seconded. Voice vote being all ayes, Chairman Ritter declared the motion carried.

Meeting convened into closed session at 6:59 p.m.

Meeting convened into open session at 7:50 p.m.

ADJOURNMENT

Prince moved and Dr. Coopriker seconded to adjourn the meeting at 7:56 p.m.

Bishop Wayne Dunning, Secretary

APPEARANCE OF CITIZENS AND INTRODUCTION OF GUESTS

WRITTEN COMMUNICATIONS



HIGHER LEARNING COMMISSION

recognizes

Richland Community College

for its continuing pursuit of quality higher education as
demonstrated by the successful completion of the

Strategy Forum

on April 26, 2017.

TO: Dr. Cris Valdez and the Board of Trustees
FROM: Tracy Withrow
DATE: June 20, 2017
SUBJECT: College Activities Report

Following is *Richland Community College Activities Report* for the current month and a preview of next month. The *Activities Report* is meant to provide information on items of College-wide and community interest and to spotlight the variety of activities and events in which the College is engaged.

June 2017

20 Summer Celebration (Office of Student Engagement)
8 a.m. – 11:30 a.m.

21-23 DPS61 Summer Camp
8 a.m.
NSEC Rooms C117, C121, C122

24 Saturday Produce Market
8 a.m. - noon
NSEC Parking Lot

24 Vietnam Veterans Debut
8 a.m.
SC28

25 ESPY Awards with Neuhoff Media
4 p.m.
Shilling Salons I & II, Auditorium

26-30 DPS61 Summer Camp
8 a.m.
NSEC Rooms C117, C121, C122

27 Sue Scherer
2 p.m.
SC01

28 GED Graduation
3 p.m.
Shilling Salons I & II

July 2017

- 1 Saturday Produce Market
8 a.m. - noon
NSEC Parking Lot

- 6 Blood Drive
10 a.m. – 2 p.m.
Shilling Center

- 8 Saturday Produce Market
8 a.m. - noon
NSEC Parking Lot

- 8 Second Saturday Registration
10 a.m. – 2 p.m.
WDI

- 8 Da Boys Entertainment Talent Show
3 p.m.
Shilling Auditorium

- 10-14 Tech-Go Camp
8 a.m.
NSEC Rooms C117, C121, C122

- 11 Ice Cream Social
10 a.m.
Cafeteria

- 15 Saturday Produce Market
8 a.m. - noon
NSEC Parking Lot

- 17 Nursing Accreditation Visit
8 a.m.
SC01

- 17-20 Tech-Go Camp
8 a.m.
NSEC Rooms C117, C121, C122

To: Cris Valdez, President

From: Greg Florian, Vice President, Administration and Finance

Date: June 5, 2017

Subject: Personnel Update



Retirements, Resignations, and Terminations

Name	Position	Last Day
Tara Baker	ECE Teacher, Part-time	05/31/17
Andrew Blackburn	ECE Teacher's Assistant, Part-Time	05/31/17
Shirley Bond	Administrative Assistant 2, Acad. Support	05/31/17
Kimberly Brummett	Director, Early Childhood Education	05/31/17
Cherilynn Evans	ECE Teacher's Assistant, Part-Time	05/31/17
Carolyn Fabian	College Operator, Part-Time	05/31/17
Chris Ferrill	Math Faculty	05/31/17
Wendy Filchak	ECE Teacher	05/31/17
Diane Fleming	College Operator	05/31/17
Jacqueline Hagan	Administrative Assistant, Marketing	05/31/17
Neal Leihser	Tech Services Specialist II	05/31/17
Thomas Morrow	Philosophy Faculty	05/31/17
Lenora Reed	Accounting Tech, Student Receivables	05/31/17
Lori Shimizu	ECE Teacher, Part-Time	05/31/17
Kolbi Templin	Accounting Tech, Operations	05/31/17
John Wylder	Information Services Coordinator, LRC	05/31/17

Richland Community College
One College Park
Decatur, Illinois 62521



MEMORANDUM

BUSINESS SERVICES

To: Dr. Cris Valdez
From: Greg Florian *Greg Florian*
Date: June 5, 2017
Re: Construction Project Status

Current Construction Projects

Student Success Center –The roof on the addition is weather tight and the interior work is progress with installation of fireproofing, interior metal studs, hanging ductwork, and rough in electrical. A few critical components of the HVAC equipment are on order and will be delivered mid-summer. Other HVAC equipment is being placed on the mezzanine as it is received. The brickwork is progressing with 10% of the exterior completed.

Work in the renovation area continues moving quickly with approximately 90% of the drywall in place with 50% of the taping completed. Ductwork is being installed and insulated. At this point in time, the majority of the change orders have been approved and work is progressing on those modifications.

College staff are working with BLDD to prepare bid specifications for the furniture. The majority of the items have been selected and a final review should be completed by the end of this week. A recommendation will be presented to the Board for approval to purchase at the July Board of Trustees meeting.

This project is scheduled to be completed and turned over to the College by late October. We are anticipating that the schedule will be met and that the College will be moving in during November.

The Carroll Center for Innovative Learning – The demolition began on May 19 with removal of the ceiling, flooring, and electrical fixtures. The Center Core area has been enclosed with a dust screen necessary for the sawing and breaking of the concrete floor for the stairway piers. The foundations for the piers have been poured and will be ready for the steel support structure. Other demolition on the second floor is moving quickly with 85% of the metal studs and drywall removed. Electricians and HVAC mechanics are removing the wiring, demolishing the electrical conduits, and disconnecting the ductwork. The contractor estimates that by the end of the week of June 12 95% of the demolition will be completed.

The project will be completed in two phases. The first phase scheduled is the “Communications” stairway which is to be completed by August and the second phase is to be completed by the end of October.

With the installation of the stair in the Center Core and the opening of the Student Success Center, it has become apparent that carpeting in the Center Core is in need of replacement. A request will be made to the Foundation for assistance.

Furniture for the Carol Center has been selected and specified and will be bid with the Student Success Center furniture in July.

Protection, Health, and Safety – Projects consist of window replacement, VAV upgrade, and energy efficient lighting which are included with the Carroll Center project and will be performed with the other Carroll Center work. Once the new window framing has been received by O’Shea, removal of the existing framing units will be done on a room-by-room basis dependent on availability of the room. Replacement of the VAV equipment is scheduled to begin next week and continue through August.

The soffit repair project for the Shilling Center has been completed.

Richland Community College
STUDENT GOVERNMENT ASSOCIATION
BOARD REPORT

June 2017

Student Trustee: Lee Trimble

President: TBD *Vice-President:* TBD *Secretary/Treasurer:* TBD

Student Engagement Activities:

- 6/20: First Day of Summer Celebration
- 7/6 : Blood Drive
- 7/11: Ice Cream Social (Co-Sponsored with EARDC)
- 7/20: National Lollipop Day



Commitment Respect Excellence Accountability Diversity

**MONTHLY REPORT OF RICHLAND COMMUNITY COLLEGE
AGREEMENTS/CONTRACTS**

**AUTHORIZED BY PRESIDENT VALDEZ FOR THE MONTH OF
JUNE 2017**

5/8/2017

Dr. Valdez signed an Articulation Agreement between Richland Community College and The Board of Trustees of Illinois State University.

CONSENT AGENDA

TO: Board of Trustees
FROM: Dr. Cris Valdez 
DATE: June 20, 2017
SUBJECT: Authorization in compliance with 5 Illinois Compiled Statutes 120/2.06
(Destruction of Closed Session Audio Recordings)

Mr. Chairman, Members of the Board, Section 120/2.06 of the Illinois Open Meetings Act states that the verbatim record of a closed session may be destroyed without notification to or the approval of a records commission or the State Archivist under the Local Records Act or the State Records Act no less than 18 months after the completion of the meeting recorded.

In addition, the Act states that the verbatim record may be destroyed only after the public body approves the destruction of a particular recording and the public body approves minutes of the closed session that complies with requirements for written minutes.

At this time, the verbatim recording of the closed session held December 14, 2015 has met the required 18-month period.

Therefore, it is recommended that the Board of Trustees authorize the destruction of the verbatim record of the December 14, 2015 closed session.

OLD BUSINESS

TO: Board of Trustees

FROM: Dr. Cris Valdez 

DATE: June 20, 2017

SUBJECT: Resolution Adopting Fiscal Year 2018 Budget

Mr. Chairman, Members of the Board, Resolution No. 17-12, Adopting Fiscal Year 2018 Budget, is presented for your approval.

As required by statute, the tentative budget has been available for public inspection since May 16, 2017.

Funding sources have been identified for all expenditures requested in this balanced budget.

Greg Florian will be available to answer any questions you may have regarding the Budget.

Therefore, it is recommended that the Board of Trustees adopt Resolution No. 17-12, Adopting Fiscal Year 2018 Budget, as presented.

Thank you.

**RICHLAND COMMUNITY COLLEGE
DISTRICT NO. 537
ONE COLLEGE PARK
DECATUR, ILLINOIS 62521**

RESOLUTION NO. 17-12: RESOLUTION ADOPTING FISCAL YEAR 2018 BUDGET

WHEREAS, the Board of Trustees of Community College District No. 537 (Richland Community College), Counties of Macon, Christian, DeWitt, Logan, Moultrie, Piatt, Sangamon, and Shelby, and State of Illinois, caused to be prepared in tentative form a budget, and the Secretary of said Board has made the said budget conveniently available to public inspection for at least 30 days prior to final action thereon, and

WHEREAS, a public hearing was held as to such budget on the 20th day of June, 2017, notice of said hearing having been given at least 30 days prior thereto as required by law and all other legal requirements having been complied with,

NOW, THEREFORE, BE IT RESOLVED THAT

- (1) The fiscal year of said Community College District be and the same hereby is fixed and declared to begin July 1, 2017, and to end June 30, 2018, and
- (2) The budget of estimated sources and uses from each fund separately shall be as noted below and the same adopted as the budget of said Community College District No. 537 for the said fiscal year:

Fund	Sources	Uses
Education Fund	\$ 13,736,894	\$ 13,736,894
Operations and Maintenance Fund	\$ 2,098,188	\$ 2,098,188
Operations and Maintenance (Restricted)	\$ 3,275,339	\$ 3,275,339
Bond and Interest Fund	\$ 3,338,926	\$ 3,338,926
Auxiliary Enterprise	\$ 898,359	\$ 898,359
Restricted Purposes	\$ 7,716,927	\$ 7,716,927
Working Cash	\$ 15,000	\$ 15,000
Trust and Agency Fund	\$ 95,479	\$ 95,479
Audit	\$ 64,258	\$ 64,258
Liability, Protection and Settlement	<u>\$ 1,598,220</u>	<u>\$ 1,598,220</u>
Total	<u>\$ 32,837,590</u>	<u>\$ 32,837,590</u>

Resolution No. 17-12
June 20, 2017
Page 2

COMMUNITY COLLEGE DISTRICT NO. 537 OF
MACON, CHRISTIAN, DEWITT, LOGAN,
MOULTRIE, PIATT, SANGAMON AND SHELBY
COUNTIES, AND STATE OF ILLINOIS


BY: _____
Tom Ritter, Chairman

ATTEST:

Bishop Wayne Dunning, Secretary

DATE: June 20, 2017 (SEAL)

NEW BUSINESS

TO: Board of Trustees
FROM: Dr. Cris Valdez 
DATE: June 20, 2017
SUBJECT: Compliance with Prevailing Wage Act

Mr. Chairman, Members of the Board, as required by the Prevailing Wage Act, it is recommended that the Board adopt the general prevailing rate of wages for this area for laborers, mechanics, and other workers engaged in construction of public works at Richland Community College.

The resolution supports the Department of Labor's findings as had been done in past years. The Department of Labor's findings for the eight counties in our District are available for review in the President's Office.

Therefore, it is recommended that the Board of Trustees approve Resolution No. 17-13, Compliance with Prevailing Wage Act, as presented.

**RICHLAND COMMUNITY COLLEGE
DISTRICT NO. 537
ONE COLLEGE PARK
DECATUR, ILLINOIS 62521**

RESOLUTION NO. 17-13: COMPLIANCE WITH PREVAILING WAGE ACT

WHEREAS, the State of Illinois has enacted "An Act regulating wages of laborers, mechanics, and other workers employed in any public works by the State, county, city, or any public body or any political subdivision or by anyone under contract for public works," approved June 26, 1941, codified as amended, 820 ILCS 130/1 et seq., formerly Ill. Rev. Stat., Ch. 48, par. 39s-1 et seq. and

WHEREAS, the aforesaid Act requires that Richland Community College investigate and ascertain the prevailing rate of wages as defined in said Act for laborers, mechanics, and other workers in the localities of Macon, Christian, DeWitt, Logan, Moultrie, Piatt, Sangamon, and Shelby Counties employed in performing construction of public works for Richland Community College.

NOW, THEREFORE, BE IT RESOLVED by the Board of Trustees of the Richland Community College District No. 537:

SECTION 1: To the extent and as required by "An Act regulating wages of laborers, mechanics, and other workers employed in any public works by State, county, city, or any public body or any political subdivision or by anyone under contract for public works," approved June 26, 1941, as amended, the general prevailing rate of wages in the locality for laborers, mechanics, and other workers engaged in construction of public works coming under the jurisdiction of Richland Community College, is hereby ascertained to be the same as the prevailing rate of wages for construction work in the Macon, Christian, DeWitt, Logan, Moultrie, Piatt, Sangamon and Shelby County areas as determined by the Department of Labor of the State of Illinois as of June 2017, a copy of those determinations are incorporated herein by reference. As required by said Act, any and all revisions of the prevailing rate of wages by the Department of Labor of the State of Illinois shall supersede the Department's June determinations and apply to any and all public works construction undertaken by Richland Community College. The definition of any terms appearing in this resolution also which are used in aforesaid Act shall be the same as in said Act.

SECTION 2: Nothing herein contained shall be construed to apply said general prevailing rate of wages as herein ascertained to any work or employment except public works construction of Richland Community College to the extent required by the aforesaid Act.

SECTION 3: Richland Community College shall publicly post or keep available for inspection by any interested party in the main office of Richland Community College these determinations or any revisions of such prevailing rates of wages. A copy of the applicable determination or of the current revised determination of prevailing rate of wages then in effect shall be attached to all contract specifications.

SECTION 4: Richland Community College shall mail a copy of the applicable determination to any employer, and to any association of employers and to any person or association of employees who have filed their names and addresses, requesting copies of any determination stating the particular rates and the particular class of workers whose wage will be affected by such rates.

SECTION 5: Richland Community College shall promptly file a certified copy of this resolution with both the Secretary of State Index Division and the Department of Labor of the State of Illinois.

SECTION 6: Richland Community College shall cause to be published in a newspaper of general circulation within the area a copy of this resolution, and such publication shall constitute notice that the determinations are effective and that these are the determinations of this public body.

This resolution, having received a majority affirmative vote of a quorum of Trustee members present, is hereby PASSED and APPROVED.

COMMUNITY COLLEGE DISTRICT NO. 537
OF MACON, CHRISTIAN, DEWITT, LOGAN,
MOULTRIE, PIATT, SANGAMON, AND SHELBY
COUNTIES, AND STATE OF ILLINOIS

BY: _____
Tom Ritter, Chairman

ATTEST:

Bishop Wayne Dunning, Secretary
DATE: June 20, 2017 (SEAL)

This schedule contains the prevailing wage rates required to be paid for work performed on or after Monday, June 5, 2017 on public works projects in this County. Pursuant to 820 ILCS 130/4, public bodies in this County that have active public works projects are responsible for notifying all contractors and subcontractors working on those public works projects of the change (if any) to rates that were previously in effect. The failure of a public body to provide such notice does not relieve contractors or subcontractors of their obligations under the Prevailing Wage Act, including the duty to pay the relevant prevailing wage in effect at the time work subject to the Act is performed.

MACON COUNTY
PREVAILING WAGE
RATES EFFECTIVE
JUNE 5, 2017

TradeTitle	Region	Type	Class	Base Wage	Foreman Wage	M-F OT	OSA	OSH	H/W	Pension	Vacation	Training
ASBESTOS ABT-GEN	All	BLD		30.89	32.14	1.5	1.5	2.0	6.30	14.23	0.00	0.90
ASBESTOS ABT-MEC	All	BLD		31.56	32.56	1.5	1.5	2.0	8.25	3.00	0.00	0.00
BOILERMAKER	All	BLD		34.34	36.84	1.5	1.5	2.0	7.07	22.13	1.50	0.71
BRICK MASON	All	BLD		30.25	31.75	1.5	1.5	2.0	8.60	13.54	0.00	0.85
CARPENTER	All	BLD		31.05	33.30	1.5	1.5	2.0	8.20	16.15	0.00	0.52
CARPENTER	All	HWY		31.55	33.30	1.5	1.5	2.0	8.20	16.15	0.00	0.52
CEMENT MASON	All	BLD		30.28	31.28	1.5	1.5	2.0	8.20	13.58	0.00	0.60
CEMENT MASON	All	HWY		28.81	30.31	1.5	1.5	2.0	8.20	13.58	0.00	0.50
CERAMIC TILE FNSHER	All	BLD		26.36	0.00	1.5	1.5	2.0	8.45	9.00	0.00	0.00
ELECTRIC PWR EQMT OP	All	All		42.47	48.52	1.5	1.5	2.0	6.52	11.89	0.00	0.42
ELECTRIC PWR GRNDMAN	All	All		29.14	48.52	1.5	1.5	2.0	6.12	8.16	0.00	0.29
ELECTRIC PWR LINEMAN	All	All		47.16	48.52	1.5	1.5	2.0	6.66	13.20	0.00	0.47
ELECTRIC PWR TRK DRV	All	All		30.55	32.55	1.5	1.5	2.0	6.17	8.56	0.00	0.31
ELECTRICIAN	All	BLD		36.27	39.90	1.5	1.5	2.0	6.85	8.72	0.00	0.54
ELECTRONIC SYS TECH ELEVATOR CONSTRUCTOR	All	BLD		31.91	33.91	1.5	1.5	2.0	6.85	6.61	0.00	0.40
	All	BLD		42.52	47.84	2.0	2.0	2.0	14.43	8.96	3.40	0.60

GLAZIER	All	BLD		35.63	37.63	1.5	1.5	2.0	6.25	8.40	0.00	0.68
HT/FROST INSULATOR	All	BLD		38.36	39.36	1.5	1.5	2.0	9.34	11.61	0.00	0.55
IRON WORKER	E	All		32.61	34.51	1.5	1.5	2.0	9.64	11.37	0.00	0.90
IRON WORKER	W	BLD		30.87	32.25	1.5	1.5	2.0	9.13	14.13	0.00	0.66
IRON WORKER	W	HWY		32.02	33.77	1.5	1.5	2.0	9.13	14.43	0.00	0.66
LABORER	All	BLD		28.39	29.64	1.5	1.5	2.0	6.30	14.23	0.00	0.80
LABORER	All	HWY		29.65	30.65	1.5	1.5	2.0	6.30	14.73	0.00	0.80
LATHER	All	BLD		30.20	32.45	1.5	1.5	2.0	8.00	15.65	0.00	0.52
MACHINIST	All	BLD		45.35	47.85	1.5	1.5	2.0	7.26	8.95	1.85	0.00
MARBLE FINISHERS	All	BLD		26.36	0.00	1.5	1.5	2.0	8.45	9.00	0.00	0.00
MARBLE MASON	All	BLD		27.86	29.11	1.5	1.5	2.0	8.45	9.00	0.00	0.00
MILLWRIGHT	All	BLD		31.56	33.81	1.5	1.5	2.0	8.20	16.10	0.00	0.52
MILLWRIGHT	All	HWY		33.58	35.33	1.5	1.5	2.0	8.20	16.67	0.00	0.52
OPERATING ENGINEER	All	BLD	1	35.70	37.20	1.5	1.5	2.0	10.60	9.75	0.00	1.75
OPERATING ENGINEER	All	BLD	2	33.35	37.20	1.5	1.5	2.0	10.60	9.75	0.00	1.75
OPERATING ENGINEER	All	BLD	3	29.75	37.20	1.5	1.5	2.0	10.60	9.75	0.00	1.75
OPERATING ENGINEER	All	BLD	4	37.20	37.20	1.5	1.5	2.0	10.60	9.75	0.00	1.75
OPERATING ENGINEER	All	HWY	1	40.79	42.30	1.5	1.5	2.0	10.60	9.75	0.00	1.75
OPERATING ENGINEER	All	HWY	2	36.45	42.30	1.5	1.5	2.0	10.60	9.75	0.00	1.75
OPERATING ENGINEER	All	HWY	3	29.77	42.30	1.5	1.5	2.0	10.60	9.75	0.00	1.75
OPERATING ENGINEER	All	HWY	4	42.30	42.30	1.5	1.5	2.0	10.60	9.75	0.00	1.75
OPERATING ENGINEER	All	O&C		31.80	0.00	1.5	1.5	2.0	10.45	9.35	0.00	1.50
Painter	All	All		28.75	30.25	1.5	1.5	2.0	6.30	11.50	0.00	0.70
PAINTER OVER 30FT	All	All		29.75	31.25	1.5	1.5	2.0	6.30	11.50	0.00	0.70

PAINTER PWR EQMT	All	All	29.50	31.00	1.5	1.5	2.0	6.30	11.50	0.00	0.70	
PILEDRIVER	All	BLD	32.05	34.30	1.5	1.5	2.0	8.20	16.15	0.00	0.52	
PILEDRIVER	All	HWY	31.60	33.35	1.5	1.5	2.0	8.00	15.65	0.00	0.52	
PIPEFITTER	All	BLD	37.46	41.46	1.5	1.5	2.0	7.00	9.26	0.00	1.11	
PLASTERER	All	BLD	30.07	32.07	1.5	1.5	2.0	8.15	16.79	0.00	0.80	
PLUMBER	All	BLD	37.46	41.46	1.5	1.5	2.0	7.00	9.26	0.00	1.11	
ROOFER	All	BLD	28.17	31.19	1.5	1.5	2.0	10.80	7.06	0.00	0.85	
SHEETMETAL WORKER	All	BLD	32.81	34.81	1.5	1.5	2.0	8.85	13.17	0.00	0.65	
SPRINKLER FITTER	All	BLD	37.12	39.87	1.5	1.5	2.0	8.42	8.50	0.00	0.35	
STONE MASON	All	BLD	30.25	31.75	1.5	1.5	2.0	8.60	13.54	0.00	0.85	
TERRAZZO FINISHER	All	BLD	26.36	0.00	1.5	1.5	2.0	8.45	9.00	0.00	0.00	
TERRAZZO MASON	All	BLD	27.86	29.11	1.5	1.5	2.0	8.45	9.00	0.00	0.00	
TILE MASON	All	BLD	27.86	29.11	1.5	1.5	2.0	8.45	9.00	0.00	0.00	
TRUCK DRIVER	All	All	1	34.22	37.87	1.5	1.5	2.0	11.40	5.64	0.00	0.25
TRUCK DRIVER	All	All	2	34.69	37.87	1.5	1.5	2.0	11.40	5.64	0.00	0.25
TRUCK DRIVER	All	All	3	34.95	37.87	1.5	1.5	2.0	11.40	5.64	0.00	0.25
TRUCK DRIVER	All	All	4	35.24	37.87	1.5	1.5	2.0	11.40	5.64	0.00	0.25
TRUCK DRIVER	All	All	5	36.17	37.87	1.5	1.5	2.0	11.40	5.64	0.00	0.25
TRUCK DRIVER	All	O&C	1	27.38	30.30	1.5	1.5	2.0	11.40	5.64	0.00	0.25
TRUCK DRIVER	All	O&C	2	27.75	30.30	1.5	1.5	2.0	11.40	5.64	0.00	0.25
TRUCK DRIVER	All	O&C	3	27.96	30.30	1.5	1.5	2.0	11.40	5.64	0.00	0.25
TRUCK DRIVER	All	O&C	4	28.19	30.30	1.5	1.5	2.0	11.40	5.64	0.00	0.25
TRUCK DRIVER	All	O&C	5	28.94	30.30	1.5	1.5	2.0	11.40	5.64	0.00	0.25
TUCK POINTER	All	BLD	30.25	31.75	1.5	1.5	2.0	8.60	13.54	0.00	0.85	

Explanations

MACON COUNTY

IRON WORKERS (WEST) - West of a straight line just east of Route 51 to the southeast corner where Shelby, Macon and Moultrie counties meet.

The following list is considered as those days for which holiday rates of wages for work performed apply: New Years Day, Memorial Day, Fourth of July, Labor Day, Thanksgiving Day, Christmas Day and Veterans Day in some classifications/counties. Generally, any of these holidays which fall on a Sunday is celebrated on the following Monday. This then makes work performed on that Monday payable at the appropriate overtime rate for holiday pay. Common practice in a given local may alter certain days of celebration. If in doubt, please check with IDOL.

Oil and chip resealing (O&C) means the application of road oils and liquid asphalt to coat an existing road surface, followed by application of aggregate chips or gravel to coated surface, and subsequent rolling of material to seal the surface.

EXPLANATION OF CLASSES

ASBESTOS - GENERAL - removal of asbestos material/mold and hazardous

materials from any place in a building, including mechanical systems where those mechanical systems are to be removed. This includes the removal of asbestos materials/mold and hazardous materials from ductwork or pipes in a building when the building is to be demolished at the time or at some close future date.

ASBESTOS - MECHANICAL - removal of asbestos material from mechanical systems, such as pipes, ducts, and boilers, where the mechanical systems are to remain.

CERAMIC TILE FINISHER, MARBLE FINISHER, TERRAZZO FINISHER

Assisting, helping or supporting the tile, marble and terrazzo mechanic by performing their historic and traditional work assignments required to complete the proper installation of the work covered by said crafts. The term "Ceramic" is used for naming the classification only and is in no way a limitation of the product handled. Ceramic takes into consideration most hard tiles.

ELECTRONIC SYSTEMS TECHNICIAN

Installation, service and maintenance of low-voltage systems which

utilizes the transmission and/or transference of voice, sound, vision, or digital for commercial, education, security and entertainment purposes for the following: TV monitoring and surveillance, background/foreground music, intercom and telephone interconnect, field programming, inventory control systems, microwave transmission, multi-media, multiplex, radio page, school, intercom and sound burglar alarms and low voltage master clock systems.

Excluded from this classification are energy management systems, life safety systems, supervisory controls and data acquisition systems not intrinsic with the above listed systems, fire alarm systems, nurse call systems and raceways exceeding fifteen feet in length.

TRUCK DRIVER - BUILDING, HEAVY AND HIGHWAY CONSTRUCTION

Class 1. Drivers on 2 axle trucks hauling less than 9 ton. Air compressor and welding machines and brooms, including those pulled by separate units, truck driver helpers, warehouse employees, mechanic helpers, greasers and tiremen, pickup trucks when hauling materials, tools, or workers to and from and on-the-job site, and fork lifts up to 6,000 lb. capacity.

Class 2. Two or three axle trucks hauling more than 9 ton but hauling less than 16 ton. A-frame winch trucks, hydrolift trucks, vactor trucks or similar equipment when used for transportation purposes. Fork lifts over 6,000 lb. capacity, winch trucks, four axle combination units, and ticket writers.

Class 3. Two, three or four axle trucks hauling 16 ton or more. Drivers on water pulls, articulated dump trucks, mechanics and working forepersons, and dispatchers. Five axle or more combination units.

Class 4. Low Boy and Oil Distributors.

Class 5. Drivers who require special protective clothing while employed on hazardous waste work.

TRUCK DRIVER - OIL AND CHIP RESEALING ONLY.

This shall encompass laborers, workers and mechanics who drive contractor or subcontractor owned, leased, or hired pickup, dump, service, or oil distributor trucks. The work includes transporting materials and equipment (including but not limited to, oils, aggregate

supplies, parts, machinery and tools) to or from the job site;
distributing oil or liquid asphalt and aggregate; stock piling
material when in connection with the actual oil and chip contract.
The Truck Driver (Oil & Chip Resealing) wage classification does not
include supplier delivered materials.

OPERATING ENGINEERS - BUILDING

CLASS 1. Asphalt Screed Man; Aspco Concrete Spreaders; Asphalt
Pavers; Asphalt Plant Engineer; Asphalt Rollers on Bituminous
Concrete; Athey Loaders; Backfillers, Crane Type; Backhoes; Barber
Green Loaders; Bulldozers; Cableways; Cherry Pickers; Clam Shells;
C.M.I. & similar type autograde formless paver, autograde placer &
finisher; Concrete Breakers; Concrete Pumps; Derricks; Derrick Boats;
Draglines; Earth Auger or Boring Machines; Elevating Graders;
Engineers on Dredges; Gravel Processing Machines; Head Equipment
Greaser; High Lifts or Fork Lifts; Hoists with two or more drums or
two or more load lines; Locomotives, All; Mechanics; Motor Graders or
Auto Patrols; Operators or Leverman on Dredges; Operators, Power Boat;
Operators, Pug Mill (Asphalt Plants); Orange Peels; Overhead Cranes;
Paving Mixers; Piledrivers; Pipe Wrapping and Painting Machines;

Pushdozers, or Push Cats; Robotic Controlled Equipment in this Classification; Rock Crushers; Ross Carrier or Similar Machines; Rotomill; Scoops, Skimmer, two cu. yd. capacity and under; Scoops, All or Tournapull; Sheep-Foot Roller (Self Propelled); Shovels; Skid Steer; Skimmer Scoops; Temporary Concrete Plant Operators; Test Hole Drilling Machines; Tower Machines; Tower Mixers; Track Type End Loaders; Track Type Fork Lifts or High Lifts; Track Jacks and Tampers; Tractors, Sideboom; Trenching or Ditching Machine; Tunnelluggers; Vermeer Type Saws; Water Blaster Cutting Head; Wheel Type End Loaders; Winch Cat.

CLASS 2. Air Compressors (six to eight)*; Asphalt Boosters and Heaters; Asphalt Distributors; Asphalt Plant Fireman; Oiler on Two Paving Mixers When Used in Tandem; Boom or Winch Trucks; Bull Floats or Flexplanes; Concrete Finishing Machine; Concrete Saws, Self-Propelled; Concrete Spreading Machines; Conveyors (six to eight)*; Generators (six to eight)*; Gravel or Stone Spreader, Power Operated; Hoist (with One Drum and One Load Line); Light Plants (six to eight)*; Mechanical Heaters (six to eight)*; Mud Jacks; Post Hole Digger, Mechanical; Pug Mills when used for other than Asphalt operation; Robotic Controlled Equipment in this Classification; Road

or Street Sweeper, Self Propelled; Rollers (except bituminous concrete); Seaman Tiller; Straw Machine; Vibratory Compactor; Water Blaster, Power Unit; Welding Machines (six to eight)*; Well Drill Machines.

CLASS 3. Air Compressors(one to five)*; Air Compressors, Track or Self-Propelled; Automatic Hoist; Building Elevators; Bulk Cement Batching Plants; Conveyors (one to five)*; Concrete Mixers (Except Plant, Paver, or Tower); Firemen; Generators (one to five)*; Greasers; Helper on Single Paving Mixer; Hoist, Automatic; Light Plants (one to five)*; Mechanic Helpers; Mechanical Heaters (one to five)*; Oilers; Power Form Graders; Power Sub-Graders; Robotic Controlled Equipment in this Classification; Scissors Hoist; Tractors without power attachments regardless of size or type; Truck Crane Oiler and Driver (1 man); Vibratory Hammer (power source); Water Pumps (one to five)*; Welding Machines (1/300 Amp. or over)*; Welding machines (one to five)*

CLASS 4. Lattice Boom Crawler Cranes; Lattice Boom Truck Cranes; Telescopic Truck-Mounted Cranes; Tower Cranes.

* Combinations of one to eight of any Air Compressors, Conveyors, Welding Machines, Water Pumps, Light Plants, or Generators shall be in batteries or within 400 feet and shall be paid as per the Classification Schedule contained in this Article.

OPERATING ENGINEERS - HIGHWAY

CLASS 1. Asphalt Screed Man; Asphco Concrete Spreaders; Asphalt Pavers; Asphalt Plant Engineer; Asphalt Rollers on Bituminous Concrete; Athey Loaders; Backhoes; Barber Green Loaders; Bulldozers; Cableways; Carry Deck Pickers; Cherry Pickers (Rough Terrain); C.M.I. & similar type-autograde formless paver, autograde placer & finisher; Concrete Breakers; Concrete Plant Operators; Concrete Pumps; Derricks; Derrick Boats; Dewatering Systems; Earth Auger or Boring Machines; Elevating Graders; Engineers on Dredges; Gravel Processing Machines; Grout Pump; Head Equipment Greaser; High Lifts or Fork Lifts; Hoists with two or more drums or two or more load lines; Hydro Jet or Hydro Laser; Locomotives, All; Mechanics; Motor Graders or Auto Patrols; Multi-Point Power Lifting Equipment; Operators or Leverman on Dredges; Operators, Power Boat; Operators, Pug Mill (Asphalt Plants); Overhead

Cranes; Paving Mixers; Piledrivers; Pipe Wrapping and Painting Machines; Push-dozers, or Push Cats; Robotic Controlled Equipment in this Classification; Rock Crushers; Ross Carrier or Similar Machines; Roto-Mill; Scoops, Skimmer, two cu. yd. capacity and under; Sheep-Foot Roller (Self Propelled); Shovels; Skid Steer; Skimmer Scoops; Test Hole Drilling Machines; Tower Machines; Tower Mixers; Track Type End Loaders; Track Type Fork Lifts or High Lifts; Track Jacks and Tampers; Tractors, Side-boom; Trenching or Ditching Machine; Tunnelluggers; Vermeer-Type Saws; Wheel Type End Loaders; Winch Cat; Scoops, All or Tournapull.

CLASS 2. Air Compressors (six to eight)*; Articulated Dumps; Asphalt Boosters and Heaters; Asphalt Distributors; Asphalt Plant Fireman; Boom or Winch Trucks; Building Elevators; Bull Floats or Flexplanes; Concrete Finishing Machine; Concrete Saws, Self-Propelled; Concrete Spreading Machines; Conveyors (six to eight)*; Generators (six to eight)*; Gravel or Stone Spreader, Power Operated; Hoist, Automatic; Hoist with One Drum and One Load Line; Light Plants (six to eight)*; Mechanical Heaters (six to eight)*; Mud Jacks; Off Road Water Wagons; Oiler on Two Paving Mixers When Used in Tandem; Post Hole Digger, Mechanical; Robotic Controlled Equipment in This Classification; Road

or Street Sweeper, Self-Propelled; Rollers (except bituminous concrete); Scissor Hoist; Sea-man Tiller; Straw Machine; Vibratory Compactor; Water Pumps (six to eight)*; Well Drill Machines.

CLASS 3. Air Compressors (one to five)*; Air Compressors, Track or Self-Propelled; Bulk Cement Batching Plants; Conveyors (one to five)*; Concrete Mixers (Except Plant, Paver, or Tower); Firemen; Generators (one to five)*; Greasers; Helper on Single Paving Mixer; Light Plants (one to five)*; Mechanic Helpers; Mechanical Heaters (one to five)*; Oilers; Power Form Graders; Power Sub-Graders; Pug Mills when used for other than Asphalt operation; Robotic Controlled Equipment in This Classification; Tractors without power attachments, regardless of size or type; Truck Crane Oiler and Driver (1 man); Vibratory Hammer (power source); Water Pumps (one to five)*; Welding Machines (one 300 Amp. or over)*; Welding Machines (one to five)*.

CLASS 4. Lattice Boom Crawler Crane; Lattice Boom Truck Crane; Telescopic Truck-Mounted Crane; Tower Crane.

*Combinations of one to eight of any Air Compressors, Conveyors, Welding Machines, Water Pumps, Light Plants or Generators shall be in

batteries or within 400 feet and shall be paid as per the Classification Schedule contained in this Article.

OPERATING ENGINEER - OIL AND CHIP RESEALING ONLY.

This shall encompass the operation of all motorized heavy equipment used in oil and chip resealing, including but not limited to operating self-propelled chip spreaders, and all types of rollers (both hard and rubber tired); and other duties pertaining to the operation or maintenance of heavy equipment related to oil & chip resealing.

Other Classifications of Work:

For definitions of classifications not otherwise set out, the Department generally has on file such definitions which are available. If a task to be performed is not subject to one of the classifications of pay set out, the Department will upon being contacted state which neighboring county has such a classification and provide such rate, such rate being deemed to exist by reference in this document. If no neighboring county rate applies to the task,

the Department shall undertake a special determination, such special determination being then deemed to have existed under this determination. If a project requires these, or any classification not listed, please contact IDOL at 217-782-1710 for wage rates or clarifications.

LANDSCAPING

Landscaping work falls under the existing classifications for laborer, operating engineer and truck driver. The work performed by landscape plantsman and landscape laborer is covered by the existing classification of laborer. The work performed by landscape operators (regardless of equipment used or its size) is covered by the classifications of operating engineer. The work performed by landscape truck drivers (regardless of size of truck driven) is covered by the classifications of truck driver.

Richland Community College
One College Park
Decatur, Illinois 62521



MEMORANDUM

BUSINESS SERVICES

To: Board of Trustees
Dr. Cristobal Valdez

From: Greg Florian *Greg Florian*

Date: June 13, 2017

Re: Fiscal Year 2019 RAMP Request

Last year's request included funding for a single project, the Life Sciences/Health Professions Addition. This project is included for consideration again in this FY2019 capital funding request. With the work that has been done on the Carroll Center for Innovative Learning, it has become apparent that other areas of the Main Campus Building are in need of revitalization and renewal. Specifically, the West Wing second floor and South Wing first floor. Many of these spaces are in the original configuration with very few upgrades. A new project for renovations and modifications is also included with this year's request for funding.

As the College continues to move toward active and project based learning, appropriate educational spaces that help to facilitate this instructional delivery method need to be provided. As we have learned from the Carroll Center project, students respond to and are more engaged with these spaces and instructional delivery methods. Renovating space that in some instances remains from the original 1986 construction, will enhance the student's learning opportunities for success. This project will also support substantial upgrades in the College's technology infrastructure. With the projected enrollments and the age of these areas, this project is being recommended as the top priority project.

This year's request is as follows:

Innovative Learning Arts Renovations

This project assists with the implementation in instruction delivery from traditional lecture classrooms and laboratories to active learning spaces. These spaces will incorporate the student's need for social interaction, collaborative learning, quiet study, and small group study. Renovating these areas will provide for greater infusion of enhanced instructional technology as well. The classrooms, laboratories, and office renovations will be designed through a similar process that was used and with the knowledge gained from the Carroll Center project.

The scope of this project reflects the future space needs. Refinements to the specific scope of this project will be addressed once funding for planning has been determined. In

following with College efforts to increase sustainability, the project's estimate has been adjusted to reflect current building costs necessary to meet LEED criteria.

The scope also includes classroom, laboratories, offices, and study space on the West Wing second floor and South Wing first floor of the Main Campus Building.

Life Sciences/Health Professions Addition

This project addresses critical workforce skills shortage in STEM fields with a focus on physical and life sciences including healthcare. Richland is developing the necessary educational and training opportunities that will provide real-world experiences. Educational goals established in the recently adopted strategic plan and expansion of the College's economic development efforts support the area's need for a greater educated workforce. The existing science laboratories have reached the age that renovation is necessary in order to accommodate new technology. Additionally, the College is modifying its business model to incorporate the possibility of public private partnerships in the facility. Through the public/private environment, students will gain a real world application of the learning concepts. The current space is not constructed in such a way that will accommodate this model. Additionally, greater flexibility with modifying the laboratory technology and learning space is needed to incorporate this delivery method.

This capital request will be submitted to the Illinois Community College Board by July 1, 2017, for consideration with their fiscal year 2019 funding request. The requirements for the funding of this project is shown on the worksheets included in the RAMP Document. Richland will be responsible for funding 25% of the cost of the project. A certification stating how the 25% share will be funded is included for Board action.

It is recommended that the Board of Trustees approve the FY19 RAMP request and Certification for Funding as attached.

If you have any questions, please contact me.



Richland Community College

Health Professions

Memorandum

Core Values: Commitment – Respect – Excellence – Accountability - Diversity

TO: Board of Trustees
Dr. Cris Valdez

FROM: Dr. Denise Crews, VP AS
Ellen Colbeck, Dean of Health Professions

SUBJECT: Laerdal Virtual IV simulator purchase

DATE: May 30, 2017

The purchase of a new virtual IV simulator is requested to replace the simulator that was purchased in 2003. The simulator can no longer be calibrated and is beyond repair. Immersion Medical, the original manufacturer no longer sells this product.

This device and software allow students to view didactic materials before starting IVs and drawing blood samples on a wide range of patients (trauma, medical, surgical, pediatric, and geriatric specialties) in a virtual setting. When inserted into the haptics device, the practice needles provide realistic feel. The virtual patients respond with bruising and swelling if the procedure is not performed correctly. Results of the procedure provide feedback to the student to improve their skills. The Laerdal IV Simulator replaces the CathSim equipment purchased in 2003 that

Funding is available from the FY17 Carl D. Perkins grant.

Bids are not required as this is a sole source item, available directly from the manufacturer.

QTY	PRODUCT	DESCRIPTION	LIST PRICE	UNIT PRICE	EXTENDED PRICE
1	280-00001	Haptics Device, Virtual IV	\$11,795.00	\$11,441.15	\$11,441.15
1	280-00101	Desktop Computer	\$2,255.00	\$2,232.45	\$2,232.45
1	280-04201	VIV 2 INHOSPITAL MODULE	\$2,816.00	\$0.00	\$0.00
1	280-20101	VIRTUAL PHLEBOTOMY UPGR KIT	\$4,505.00	\$4,279.75	\$4,279.75
ITEM TOTAL:					\$17,953.35
ESTIMATED TAX:					\$0.00
SHIPPING & HANDLING:					\$37.90
TOTAL:					\$17,991.25

Therefore, it is recommended that the Board of Trustees approve the purchase of the IV Simulator as noted above from Laerdal Medical Corporation at a price of \$17,991.25.


Richland Community College
One College Park
Decatur, Illinois 62521



MEMORANDUM

Business Office

To: Dr. Cris Valdez
Board of Trustees

From: Greg Florian 

Date: June 8, 2017

Re: Transfer of Working Cash Earnings

Each fiscal year authorization is requested to transfer the interest earnings from the Working Cash Fund to the General Funds. These monies will be used for necessary and ordinary expenses of the College.

This Resolution authorizes the Treasurer of the College to transfer the interest earnings from the investment of the Working Cash Fund to the Education and/or Operations and Maintenance Fund as aallowed by Section 3-33.6 of the *Public Community College Act*.

It is recommended that the Board of Trustees approve the Resolution 17-14, Transferring The Interest Earning of the Working Cash Fund.

If you have any questions, please contact me.

**RICHLAND COMMUNITY COLLEGE
DISTRICT NO. 537
ONE COLLEGE PARK
DECATUR, ILLINOIS 62521**

**RESOLUTION NO. 17-14: TRANSFERRING THE INTEREST EARNINGS OF THE
WORKING CASH FUND**

WHEREAS, the Board of Trustees of Community College District No. 537, Counties of Macon, Christian, DeWitt, Logan, Moultrie, Piatt, Sangamon, and Shelby, and the State of Illinois has issued and sold working cash fund bonds and the proceeds thereof have been deposited in a Working Cash Fund; and

WHEREAS, Section 3-33.6 of the Public Community College Act provides authorization for the transfer of monies earned as interest from the investment of said Working Cash Fund to the Education Fund or the Operations and Maintenance Fund without any requirements of repayment; and

WHEREAS, the principle of the Working Cash Fund is invested and earning interest throughout the year and interest earned not yet received from July 1, 2017, to June 30, 2018; and

WHEREAS, it is proposed to transfer 100% of said interest to the Education Fund and Operation and Maintenance Fund of this District; and

WHEREAS, said interest monies so transferred will be used for necessary and ordinary expenses of this District.

NOW, THEREFORE, BE IT RESOLVED, that the Treasurer of this District is hereby directed to transfer, from the Working Cash Fund, any interest earned throughout the year, to the Education Fund and the Operation and Maintenance Fund.

Resolution No. 17-17
June 20, 2017
Page 2

COMMUNITY COLLEGE DISTRICT NO. 537
OF MACON, CHRISTIAN, DEWITT, LOGAN,
MOULTRIE, PIATT, SANGAMON, AND SHELBY
COUNTIES, AND STATE OF ILLINOIS


BY: _____
Tom Ritter, Chairman

ATTEST:

Bishop Wayne Dunning

DATE: June 20, 2017 (SEAL)

BOARD POLICIES, PROPOSALS, AND CHANGES

TO: Board of Trustees
FROM: Cris Valdez 
DATE: June 20, 2017
SUBJECT: Board of Trustees – Section 1.0 – Board of Trustees - Third Reading

Mr. Chairman, Members of the Board, Section 1.0 of the Board Policy Manual is presented for third and final reading.

Section 1.0 sets out general guidelines for the Board of Trustees as found in the Illinois Public Community College Act (110 ILCS 805), Elections (10 ILCS 5), and Open Meetings Act (5 ILCS 20).

The policy has been reviewed and no changes have been made since the second reading.

Therefore, it is recommended that the Board of Trustees adopt Board of Trustees – Section 1.0 – Board of Trustees, as presented.

Thank you.

mb

1.1 LEGAL BASIS - Adopted 11/75. Reviewed 3/81; 2/13

As the policy making group of a public governmental institution, regulated by laws of the State of Illinois, and more precisely by the Illinois Public Community College Act of 1965, as amended, the Board of Trustees is subject to certain restrictions set forth in the aforementioned act under the classifications of Duties and Authority. (110 ILCS 805/3-21 et seq.)

The Board has the powers enumerated in the Public Community College Act. The list of powers set forth in these sections is not exclusive, and the Board may exercise all other powers not inconsistent with the Public Community College Act that may be required and appropriate for the maintenance, operation and development of any College under the jurisdiction of the Board. (110 ILCS 805/31-43)

1.2 ENTITY - PROCEDURAL CAPACITY - Adopted 11/75. Reviewed 3/81; 2/13

The Board of Trustees of the College District is a body politic and corporate known as the "Board of Trustees of Community College District No. 537, Counties of Macon, Christian, DeWitt, Logan, Moultrie, Piatt, Sangamon, and Shelby, and State of Illinois," and by that name may sue and be sued in all courts and places where judicial proceedings are had. (110 ILCS 805/3-11)

1.3 AUTHORITY OF BOARD MEMBERS - Adopted 11/75. Reviewed 3/81

Members of the Board of Trustees have authority only when acting as a Board in legal session.

No business shall be conducted by the Board except at a regular meeting or reconvened meeting thereof, or at a duly called special meeting.

The Board will not be bound in any manner by any action(s) or statement(s) of an individual Board member or employee, unless such action(s) or statement(s) is pursuant to specific instruction by the Board when legally in session. Action of such member or members must be confirmed by the

Board.

1.4 STUDENT TRUSTEE

A student trustee serves as a member of the Board of Trustees for a one-year term beginning April 15 of each year, as provided by law. (110 ILCS 805/3-7.24) The student assumes all the rights and responsibilities of a district-elected Board member with the exception of his/her advisory-voting status. The student trustee:

- A. is admitted to all sessions of the Board;
- B. receives materials elected Board members do;
- C. is allowed to make or second motions;
- D. is allowed to register on advisory vote on all matters brought before the board with the exception of the President's Compensation; and
- E. cannot make or second a motion on matters of financial obligations.

1.5 ELECTION

Election of members for the Board of Trustees shall conform with the consolidated election law. (10 ILCS 5/1-1, and at 110 ILCS 805/3-7 et seq.)

1.6 ORGANIZATION

Following the election and canvass, the Chairman of the Board shall convene the new Board and conduct the election for chairman, vice-chairman, and secretary. (110 ILCS 805/3-8)

1.6.1 Duties of Chairman

The Chairperson of the Board shall preside at all meetings and to perform such other duties as are required by law or by action of the Board. (110 ILCS 805/3-10)

1.6.2 Duties of Vice-Chairman

It is the duty of the Vice-Chairperson to serve in the absence of the Chairperson of the Board. In the absence of the Chairperson and Vice-Chairperson, the Board shall appoint a Chairperson pro tempore. (110 ILCS 805/3-10)

1.6.3 Duties of Secretary

The Secretary of the Board shall perform the duties usually pertaining to the office and such other duties as are imposed by law or by action of the Board. In the absence of the secretary, the Board Chairperson shall appoint a Secretary pro tempore who shall be a member of the Board. (110 ILCS 805/3-10)

1.6.4 Committees

The Chairperson of the Board may appoint ad hoc committees as are deemed necessary by the Board. A committee shall report recommendations to the Board for appropriate action and may be dissolved when its report is complete and accepted by the Board.

Any ad hoc committee of Board members or any committee supported by the Board may be deemed a public body and shall comply with the notice and other requirements of the Illinois Open Meetings Act.

1.7 VACANCIES ON THE BOARD

Whenever a vacancy occurs, the remaining members shall fill the vacancy through an open process with a call for candidates and in accordance with law. (110 ILCS 805/3-7(d))

The person so appointed shall serve until a successor is elected at the next regular election for members of the Board of Trustees and is certified. (10 ILCS 5/22-17 and 22-18).

The Board will ensure that the replacement subscribes to the Tenets of Trusteeship as provided in Board Policy 1.18.

1.8 ROLE AND RELATIONSHIP BETWEEN THE BOARD OF TRUSTEES AND THE CHIEF EXECUTIVE OFFICER

The policy of the Board of Trustees is to recognize and maintain the distinction between those activities which are appropriate to the Board as the sole statutory legislative governing body of District 537, and those administrative functions and duties which are to be performed by the chief executive officer and his/her staff. The Board views the legislative authority that is vested within itself as a body

of the whole rather than as individuals acting unilaterally.

Based upon the premise of mutual respect and trust, the Board encourages a shared governance relationship that is characterized by integrity and by open, honest, two-way flow of continuous communications based upon accurate, reliable information obtained from thorough study and analysis. In that regard, the Board looks toward the chief executive officer to provide recommendations, suggestions, and options relating to both short and long-term goals and objectives of the District. These recommendations will be presented in a manner that allows the Board an adequate period of deliberation, which will ultimately result in the adoption of policies that enhance the well-being of Richland Community College.

The Board recognizes that if the chief executive officer is to be responsible for the prudent management of the district and its resources, likewise, the Board must also be fully informed and recognize its responsibility to be fully supportive of the chief executive officer by granting him/her full authority to carry out and implement the administration of District 537 in accordance with those policies adopted by the Board.

The Board will maintain an understanding and respect for the delineation of policy versus administration and will maintain a self-discipline that will avoid direct interference into the administrative functions of the College District. The Board will encourage and be supportive of an atmosphere that will allow the chief executive officer the flexibility and creativity to successfully exercise his/her administrative style necessary for successfully carrying out the administrative functions of the District.

**1.9 BOARD LIMITATION ON NEW PRESIDENTIAL AGREEMENTS Adopted
12/16**

The Board will comply with the limitations on new presidential employment agreements as set forth in the Public Community College Act. (110 ILCS 805/3-8, and 110 ILCS 805/3-65)

1.10 EMPLOYMENT CONTRACT TRANSPARENCY - ADOPTED 12/16

The Board will comply with the employment contract transparency requirements on new presidential employment agreements as set forth in the Public Community College Act. (110 ILCS 805/3-70)

1.11 TRUSTEE TRAINING - Adopted 12/16

The Board will comply with all training provisions of the Open Meetings Act and the Public Community College Act. (5 ILCS 120/1.05, and 110 ILCS 805/3-8.5)

1.12 MEETINGS

The meetings of the Board shall be held at such times, dates and places as are fixed by the Board at its organizational meeting. (110 ILCS 805/3-8)

All meetings shall be open to the public except as provided by law. (5 ILCS 120/2)

1.12.1 Quorum

A majority of the voting members of the Board shall constitute a quorum for the transaction of business. The student trustee does not constitute a quorum. (110 ILCS 805/3-9, and 5 ILCS 120/2.01)

1.12.2 Recording the Proceedings

Any person may record the proceedings of a public meeting. (5 ILCS 120/2.05)

1.12.3 Order of Business for Board Meetings

The President and his/her Assistant, in consultation with the Chairperson of the Board of Trustees, shall be responsible for preparing and transmitting to the members of the Board an agenda for each meeting of the Board.

1.12.4 Parliamentary Procedure

Unless in conflict with these rules of procedure, the laws of the State of Illinois or the rules and regulations of the Illinois Community College Board, Robert's Rules of Order, as revised, shall govern the procedure of all Board meetings.

1.12.5 Preparation for Meetings

In consultation with the president, the Board may establish procedures for the preparation of documents for Board meetings to ensure that there is adequate time for Board members to review and prepare for the business to be conducted.

1.13 Minutes of Meetings - Adopted 11/75. Reviewed 3/81; Revised

Minutes must be kept for all Board meetings whether open or closed, and for all committee meetings.

1.14 APPEARANCE OF CITIZENS BEFORE THE BOARD - Revised 2/15

It has been and is the intent and purpose of Richland Community College to provide a forum for citizens of the Richland Community College District to express their views, opinions, and concerns about the College to the Board of Trustees.

It is not intended that matters be brought before the Board by employees or individual citizens that can or should be handled through administrative procedures.

To further this intent and purpose, and to provide for an orderly procedure, the following guidelines are hereby established:

1. Appearance may be made only by individual citizens or as a representative of an organization. The citizen shall identify himself or herself and the organization being represented, if any.
2. The Chairperson of the Board of Trustees shall allot a specific time period for citizens to appear and express their views before the Board of Trustees.

3. Each citizen who appears will be limited to five (5) minutes.
4. The Chairman may shorten or lengthen a citizens' opportunity to speak.
5. All citizens are to conduct themselves with respect and civility toward others.
6. The Board of Trustees may respond to any views expressed by any citizen appearing under this procedure. Responses may be provided, in writing, within two business days.

Residents of the College District wishing to address the Board are to contact the Office of the President not later than twenty-four (24) hours prior to the date of the Board meeting setting forth with reasonable particularity the matter or matters to be addressed. Any citizen who desires to appear shall complete a "blue" comment card prior the start of the Board meeting.

1.15 RESOURCE SPECIALISTS TO THE BOARD

Attorney

The Board shall employ the services of an attorney(s) to act as its counsel on legal matters by direction of the Board.

Auditor

The Board will employ a public accounting firm to audit the financial records of the Richland District. (110 ILSC 805/3-22.1)

Treasurer

The Board will designate a treasurer to review the financial records of the Richland District. (110 ILSC 805/3-(24))

1.16 AMENDMENT OR REPEAL

The Policy Manual of the Board may be amended, repealed or added to upon motion made in writing for that purpose by any

member of the Board. Any such motion shall not be voted upon until the next regularly scheduled meeting after it has been formally presented to the Board in writing. A quorum of the Board shall be required for the adoption of any amendment, alteration, repeal or addition to these policies.

1.17 BOARD STUDY RETREAT

The Board of Trustees shall conduct a study session for long-range planning annually with the date for the session to be established at a regular meeting of the Board and that the Chairman is authorized to appoint a committee of the Board to work with the president to establish an agenda for the study session.

1.18 POLICY DISSEMINATION

The President shall establish and maintain an orderly plan for preserving and making accessible the policies adopted by the Board of Trustees.

Accessibility is to extend at least to all employees of the College, to members of the Board and to persons in the community.

1.19 COLLEGE MISSION AND PURPOSE

Statement of Purpose

The primary purpose of Richland Community College is to improve the quality of life in Central Illinois by actively serving the educational needs of the people, organizations, and institutions it serves. The college pledges to provide equal access to education and training for all citizens regardless of race, age, sex, religion, national origin, ethnic background or disability.

College Mission

The mission of Richland Community College is to provide innovative educational environments, opportunities, and experiences that enable individuals, communities, and the region to grow, thrive, and prosper.

Richland Community College achieves its mission and purpose by offering the following programs:

1. The first two years of a baccalaureate education;
2. Technical courses, certificates, and degrees designed to provide job training, re-training, and upgrading of skills;
3. Basic educational skills designed to prepare students to engage in college level study;
4. Student development programs and services designed to help students identify educational and career goals, set realistic career paths, and develop skills necessary to achieve intellectual and personal growth;
6. Academic programs and services, which provide supplemental support to both teaching and learning;
7. Community education activities and programs which complement, enhance, and contribute to the growth and enrichment of students and the community both inside and outside of the classroom providing opportunities for life-long learning; and
8. Workforce development activities and programs that promote linkages with business, industry, and governmental agencies designed to meet the changing needs of the market place and promote economic growth in the region.

1.20 LEADERSHIP, VALUES AND TENETS OF COMMUNITY COLLEGE TRUSTEESHIP - Adopted 3/20/90.

The community college is an egalitarian institution committed to the principle that higher education should be available to every person who can benefit. The purpose of a comprehensive community college is to serve all who then can serve to build a better society.

The primary task of the Board of Trustees is to serve as a regenerative force, always expanding and improving the College's service to people. Given this basic condition, the

activities and deliberations of the Board of Trustees will be governed by the following tenets:

The Values

Respect

Respect is a moral disposition which requires determined consideration of all things, both living and material. Respect is no friend of tolerance. Respect reaches into the thing considered and comes to understand and appreciate its qualities.

Honesty and Integrity

Honesty and Integrity can survive anything. Honesty is a glass house, no secrets, always open, always engaged. Integrity is the house foundation; it is the stage on which honesty stands.

Compassion

Compassion is genuine concern and interest in everything - people, things, projects, and activities. Compassion is always working. Compassion cares.

The Tenets

About Allegiance

Trustees have but one allegiance that is to the institution and its mission. Representing special constituencies dilutes trust and undermines institutional mission.

About Commitment

To achieve distinction requires commitment, and commitment requires the devotion of time, thought, energy, effort, and ability whenever needed.

About Creating a Culture of Sustainability

When the Board of Trustees weaves the core values into sustainable concepts with a perspective measured by the Triple Bottom Line (Environment, People, Economics), the

College becomes values driven exceeding its mission.

About Distinction

The Board of Trustees has the authority and autonomy to be original, creative, and regenerative; that is its responsibility. If the College is to become an institution of distinction, it will be because the Board demonstrates and requires distinctive service.

About Evaluation

Purpose achieved with distinction does not occur in a vacuum. It occurs because there is a Board desire for distinction and a willingness to measure how well it is achieved.

About Power

Power rests mostly with the Board of Trustees but also extends far beyond it. Trustee power and influence well used will result in staff power and influence well used; students will be served.

About Purpose

The purpose of an educational institution is more than a Board decision. It is a Board responsibility. Defining the institution is a critical task, which requires continuing review.

About Service

All activities in which the College engages -- teaching, serving, and guiding -- must be evaluated by their effect upon students and community. How the College serves its community, how it serves and prepares its students are fundamental criteria by which the College must be measured.

About Teamwork

The Board is made up of individuals with differing values and beliefs, and debate is expected and natural. Although

there are individual expressions, there are no individual decisions. Board decisions must be team decisions.

1.21 VALUES AND TENETS FOR RICHLAND COMMUNITY COLLEGE EMPLOYEES

The moral character of an educational organization is reflective of its leadership. Among those involved in the art and science of teaching and service, it is imperative that teachers, leaders, and service providers demonstrate a strong commitment to good principle and ethical behavior. The fundamental contributions of education to society demand commitment to exemplary values. At Richland Community College, these values are embodied in our Core Values, which were adopted by the Board of Trustees in 2003.

These core values and tenets serve as the guiding principles for Richland Community College and its employees.

Commitment

We are dedicated to meeting the needs of the communities we serve.

I/We will

- Strive and maintain a quality educational experience.
- Support the mission and vision of the College.
- Focus on student and stakeholder needs.
- Respond to the changing needs of our communities in a timely manner.
- Create new programs and services to meet identified needs.
- Continuously evaluate and improve programs, services, systems, and policies.
- Utilize a shared decision-making process.

Respect

We recognize the expertise of all members of the College community and encourage individual contribution.

I/We will

- Include stakeholders in the decisions that affect them.
- Treat people with dignity and encourage feelings of self-worth.
- Promote trust through truthfulness, professional courtesy, and fair treatment.
- Recognize and support employee and student contributions.
- Demonstrate faith in and reliance on the integrity and abilities of others.

Excellence

We strive to develop and pursue higher standards.

I/We will

- Exhibit quality in staffing, facilities, programs, and services.
- Promote continuous improvement.
- Anticipate needs and respond accordingly.
- Encourage creativity and innovation.
- Utilize systems that promote student and employee success.
- Exceed student and stakeholder expectations.
- Encourage decision-making at the level of implementation.
- Encourage interdepartmental collaboration.
- Support risk-taking and view setbacks as learning experiences.

Accountability

We assume and demonstrate responsibility for our actions.

I/We will

- Take responsibility for personal and professional growth and development.
- Continuously evaluate and improve our systems and policies.
- Establish and communicate clearly defined and articulated goals and objectives.
- Establish and communicate clearly the standards and

expectation of staff.

- Ensure our work adds value to the College and District.
- Demonstrate fiscal and social responsibility.

Diversity

We believe that our similarities and difference are opportunities for establishing a common bond and strengthening the College.

I/We will

- Employ a College workforce that reflects the community we serve.
- Ensure fair and equal access for all.
- Recognize, appreciate, and celebrate the strength of diversity.
- Provide educational experiences that promote a greater appreciation for diversity.
- Implement learning activities that integrate diversity topics in the classroom.
- Seek and consider multiple points of view.

1.22 ENDS STATEMENTS

Monitoring reports will be provided to the Board to demonstrate achievement of Board ends as follows:

- Because of Richland, students who graduate with transfer (A.A. and A.S.) degrees will be prepared to be academically successful at other institutions of higher learning.
- Because of Richland, students who graduate with applied (A.A.S.) degrees will be prepared to be skilled, successful employees in the workplace.
- Because of Richland, students will have opportunities to successfully pursue training and education at and beyond the community college.
- Because of Richland's partnerships with the community, the economic/business climate in our service area will be significantly enhanced.
- Because of Richland, students will acquire the

knowledge and skills needed to succeed in and contribute to a diverse and global community and to exercise their rights and responsibilities as citizens.

- Because of Richland, the community will have access to opportunities for cultural enrichment, wellness, and lifelong learning.

1.23 COLLEGE PARTICIPATIVE COMMITTEE STRUCTURE - 10/19/04

The Board of Trustees authorizes the administration to establish a college-wide, participative committee structure that will develop policies and procedures relative to academic, administrative, operational, and human resource functions. The purpose of the committee structure shall be to recommend policies and procedures that 1) meet student needs, 2) maintain high academic standards, 3) follow regulatory laws, 4) practice and uphold core values, 5) value employees and encourage employees to maximize their knowledge, skills, and abilities, and 6) demonstrate operational accountability and fiscal responsibility.

1.23 STRATEGIC PLAN

The Board of Trustees will adopt and maintain a Strategic Plan on a regular cycle.

The Strategic Plan will be reviewed and aligned with Academic Quality Improvement Program (AQIP) planning and will be a component in driving the annual budgeting process. The review and modification of the plan will be a collaborative effort involving the faculty, staff, and students.

1.24 BOARD TRAVEL - Adopted 8/21/90; Revised

It is important and necessary for the welfare and governance of the College that members of the Board of Trustees engage in educational and development opportunities as well as serving as advocates for community colleges on local, state, and national levels. Accordingly, it is the policy of the Board of Trustees to

encourage Board members, including the student trustee, to travel for purposes of further education and experience when such travel will prove to be of benefit to the College. This benefit shall relate to and support the mission, vision, and goals of the College and more specifically to the governance of the College and to all other duties and responsibilities of Board members. (110 ILCS 805/3-7(e))

The Board of Trustees, however, recognizes that there must be a balance in meeting this need and the need for fiscal responsibility and accountability. Therefore, on an annual basis and in advance of each upcoming fiscal year, the College will establish the priorities for the representational needs of the Board of Trustees.

In the implementation of this policy, the Board of Trustees shall adhere to the travel procedures set forth.

1.25 TRUSTEE EMERITUS PROGRAM

A member of the Board of Trustees who leaves the Board after serving the College a minimum of 10 years may be considered for the title, Trustee Emeritus, based upon the recommendation of a majority of the members of the Board of Trustees.

The privileges of the Trustee Emeritus status will be as follows:


- A. The Trustee Emeritus will be granted a tuition waiver for credit and non-credit classes as is consistent with other waivers as identified in the Policy Manual of the Board of Trustees,
- B. The Trustee Emeritus will receive Richland Community College business cards indicating the Trustee Emeritus status, and
- C. The Trustee Emeritus will remain on the College mailing list and be invited to College functions and activities.

1.26 PRESIDENT EMERITUS PROGRAM

A President of the College who leaves after serving the College a minimum of 10 years may be considered for *the title, President Emeritus*, based upon the recommendation of a majority of the members of the Board of Trustees.

The privileges of the President Emeritus status will be as follows:

- A. The President Emeritus will be granted a tuition waiver for credit and non-credit classes as is consistent with other waivers as identified in the Policy Manual of the Board of Trustees,
- B. The President Emeritus will receive Richland Community College business cards indicating the President Emeritus status, and
- C. The President Emeritus will remain on the College mailing list and be invited to College functions and activities.

TO: Dr. Cris Valdez and Richland Board of Trustees
FROM: Dr. Marcus Brown, Vice President, Student Success 
DATE: June 5, 2017
SUBJECT: Board Policies 4.6.1, 4.7.2.2, 4.7.2.5 – Third and Final Reading

Dr. Valdez and Trustees, Board Policies 4.6.1, 4.7.2.2, and 4.7.2.5 of the Board Policy Manual are presented to you for third and final reading. As no changes have been noted, approved of the policy changes is recommended.

The policy changes reflect the requirement that the Illinois Community College Board now requires that community colleges recognize and accept credits from high schools that offer the International Baccalaureate Program. The changes also reflect adjustment in our grading system and updates the names of Assessment programs.

Policy 4.6.1 includes International Baccalaureate in the list of designations for recognition on the student transcript.

Policy 4.7.2.5 describes the program and indicates how credits will be shown on the transcript.

Changes in Policy 4.7.2.2 are recommended to reflect a title change for the DSST Prometrics examination (formerly DANTES). Nothing will change in the process for administering or accepting exam results.

These policies have been reviewed by the Academic Standards Committee, the Institutional Effectiveness Group, and President's Cabinet.

Therefore, it is recommended that the board adopt these policy changes as presented.

Thank you.

4.6.1 Grading Policy – 6/18/96; revised 10/21/03, 8/17/10, 1/17/12; //2017

The following letter grades are used at Richland to represent the student's level of performance in courses:

- A Superior or excellent
- B Very good or above average
- C Good or average
- D Barely passing or below average
- F Failure or unsatisfactory
- AU Audit (For more information, see "Auditing a Course" in this section.)
- CR/X Completed course requirements or did not complete course requirements. CR/X grades are applicable for vocational skill courses and adult education courses.
- I Incomplete. All course work must be finished by the end of each term unless the instructor agrees in writing to a specified grace period no longer than 60 days after the end of the term. Failure to complete course work within the 60-day grace period will result in the grade the student would earn without having all course work completed. Grade of "W" or "AU" is not allowed.
- P/F Pass/Fail for selected courses to be determined by faculty and the dean of a division with the approval of the Academic Standards Committee. Pass/Fail grading will not be used for courses in a degree sequence or for transfer courses.
- W Withdraw
- AC Credit awarded through advanced course.
- AP Credit awarded through Advanced Placement.
- CE Credit awarded through proficiency exam.
- CL Credit awarded through CLEP exam.
- DA Credit awarded through DANTES exam.
- IB Credit awarded through International Baccalaureate Program.
- JO Credit awarded through Journeyman Card.
- LI Credit awarded through licensure.
- PT Credit awarded through professional training.
- PO Credit awarded through portfolio.

4.7.2 Proficiency Credit

Students with wide varieties of educational experiences may convert this experience into college credit on the basis of evaluations by designated Richland Community College personnel.

4.7.2.1 Proficiency Examination Policy

To take an examination, students must be currently enrolled at Richland Community College and not enrolled in the course in which they are

requesting to be tested. Proficiency credit will be posted to the student's record after a minimum of eight (8) semester hours of 100-level or above credit has been earned at the College.

The proficiency examination fee must be paid before the exam is developed or administered. The fee is not refundable.

The student must receive a score of 80% or better on the exam to earn credit by proficiency.

Credit hours earned through proficiency examination are posted on the student's permanent record. The credit is not included in the calculation of the grade point average and may not be used in the determination of enrollment status (i.e. part-time, full-time, class load).

4.7.2.2 Proficiency Examination Policy College Level Examination Program (CLEP) and DSST Prometrics Examination Program; revised 8/17/10;

Richland Community College participates in the College Level Examination Program (CLEP) and the DSST Prometrics Examination Program, which allow students to obtain college credit based on their learning outside the classroom.

Credit through a CLEP or DSST Prometrics examination may be applied to a degree or certificate as general education or elective(s). No credit will be awarded for English 102 or Speech 101 at Richland Community College through either the CLEP or the DSST Prometrics Exam.

Credit granted through a CLEP or DSST Prometrics examination will be recorded as credit and will not be used in computing a grade point average. Credit will be recorded after completion of eight (8) semester hours toward an associate's degree or certificate program.

Students who have enrolled in college study before attempting a CLEP or DSST Prometrics examination will be not granted credit if they attempt an examination after they have received a grade for that specific course or for prior college study that is directly related to the exam taken.

4.7.2.3 Proficiency by Advanced Course

Some courses are organized in sequence so that completion of an advanced course depends on knowledge gained from a previous course. Students who satisfactorily complete the advanced course at Richland Community College without taking the previous course may be eligible for college credit for the

previous course.

4.7.2.4 Advanced Placement Program

The Advanced Placement Program is an organized instructional and/or testing program offered by some high schools in cooperation with the College Entrance Examination Board. High school courses may be offered through the program for college credit, or credit may be given for course areas not offered by the Advanced Placement Program if the student passes an Advanced Placement examination given by the College Board.

Credit granted through an Advanced Placement Program examination will be recorded as "AP" and will not be used in computing a grade point average. Approved credit will be posted to the student's record after a minimum of eight (8) semester hours of 100-level or above credit has been earned at the College.

4.7.2.5 International Baccalaureate Program

The International Baccalaureate (IB) Diploma Program is a curriculum and assessment exam designed to prepare high school students for advanced post-secondary coursework. Assessment of the IB exam is reported as a score via a diploma or individual subject certificates.

Credit granted through the International Baccalaureate Program will be recorded as "IB" and will not be used in computing a grade point average. Approved credit will be posted to the student's record after a minimum of eight (8) semester hours of 100-level or above credit has been earned at the College.

FINANCIAL REPORT

TO: Board of Trustees
FROM: Cris Valdez *cv*
DATE: June 20, 2017
SUBJECT: Financial Report

Mr. Chairman, members of the Board, attached are the Treasurer's Report, Financial Statement and the Bills and Travel Expenditures for Ratification.

Greg Florian will be available to explain the Treasurer's Report and Financial Statement and to answer any questions regarding the bills.

Therefore, it is recommended that the Board of Trustees ratify the May 2017 bills, and travel expenditures paid and approve the Financial Statement to be filed for audit.

Thank you.

Treasurer's Report

5/31/2017

Fund	Balance 5/1/2017	Receipts for Month	Disbursements for Month	Balance 5/31/2017	Int Bearing Accounts	Separate Inv Instruments
Education Fund	\$1,201,393.40	\$3,508,260.24	(\$2,321,194.84)	\$2,388,458.80	\$1,838,452.00	\$550,006.80
Oper & Maint Restricted	\$1,679,699.67	\$454.40	(\$2,085.62)	\$1,678,068.45	\$1,678,068.45	\$0.00
Bond & Interest Fund	\$0.00	\$52.00		\$52.00	\$52.00	\$0.00
Auxiliary Enterprises	\$2,120,120.52	\$27,071.52	(\$352.12)	\$2,146,839.92	\$2,146,839.92	\$0.00
Restricted Purposes	\$962,549.58	\$123,902.17	(\$102,881.99)	\$983,569.76	\$679,108.06	\$304,461.70
Working Cash Fund	\$6,982,075.45	\$4,381.93		\$6,986,457.38	\$5,985,700.02	\$1,000,757.36
Trust & Agency Fund	\$312,168.40	\$29,652.40		\$341,820.80	\$341,820.80	\$0.00
Audit Fund	\$53,444.22	\$39.02		\$53,483.24	\$53,483.24	\$0.00
Liab,Protect,Settlement	\$1,829,135.54	\$1,261.97	(\$1,201.31)	\$1,829,196.20	\$1,729,196.20	\$100,000.00
Totals	\$15,140,586.78	\$3,695,075.65	(\$2,427,715.88)	\$16,407,946.55	\$14,452,720.69	\$1,955,225.86

Separate Investment Instruments

Fund	Amount	Instrument	Rate	Maturity	Term/Months
EDUCATION FUND	\$300,000.00	CD-Busey	0.10	7/22/2017	6.0
EDUCATION FUND	\$250,000.00	CD-SOY	0.20	1/30/2018	12.0
DEC COMM PARTNERSHIP	\$4,461.17	CD	0.10	6/30/2017	6.0
RESTR-EQUIP REPLACEMENT	\$300,000.00	CD-HPB	0.25	8/10/2017	12.0
WORKING CASH FUND	\$120,921.97	CD-Regns	0.05	6/21/2017	13.0
WORKING CASH FUND	\$302,189.57	CD-HPB	0.10	7/26/2017	3.0
WORKING CASH FUND	\$350,000.00	CD-HPB	0.25	11/22/2017	12.0
WORKING CASH FUND	\$117,652.62	CD-Regns	0.01	12/19/2017	7.0
WORKING CASH FUND	\$110,000.00	CD-HPB	0.60	3/23/2018	12.0
LPS FUND	\$100,000.00	CD-Busey	0.10	3/27/2017	6.0

Operating Funds Revenue

	Actual Revenue YTD 5/31/2017	Budget 1617	%	Actual Revenue YTD 5/31/2016	Prior Year Revenue 6/30/2016
Local Government Sources					
Bond Proceeds	\$730,000.00	\$0.00	0	\$0.00	\$0.00
Current Taxes	\$7,043,154.02	\$7,104,072.00	99.14	\$6,960,982.22	\$6,960,982.22
Interest on Taxes	\$810.70	\$1,000.00	81.07	\$343.65	\$343.65
	<u>\$7,773,964.72</u>	<u>\$7,105,072.00</u>	109.41	<u>\$6,961,325.87</u>	<u>\$6,961,325.87</u>
State Government Sources					
ICCB CTE Formula Grant	\$187,134.00	\$0.00	0	\$0.00	\$0.00
ICCB Credit Hour Grants	\$783,620.00	\$0.00	0	\$509,550.00	\$480,533.28
ICCB Equalization Grant	\$0.00	\$0.00	0	\$50,000.01	\$50,000.01
Replacement Taxes	\$447,915.38	\$442,000.00	101.34	\$369,491.40	\$445,777.61
	<u>\$1,418,669.38</u>	<u>\$442,000.00</u>	320.97	<u>\$929,041.41</u>	<u>\$976,310.90</u>
Student Tuition & Fees					
Chargeback	\$2,533.14	\$6,200.00	40.86	\$6,227.12	\$6,227.12
Tuition-Credit	\$6,286,872.00	\$6,562,019.00	95.81	\$6,152,601.66	\$6,164,042.66
Various Fees	\$764,930.00	\$822,616.00	92.99	\$825,287.50	\$825,393.50
	<u>\$7,054,335.14</u>	<u>\$7,390,835.00</u>	95.45	<u>\$6,984,116.28</u>	<u>\$6,995,663.28</u>
Other Revenue					
Facility Rental	\$229,786.10	\$293,608.00	78.26	\$232,052.70	\$237,232.40
	<u>\$229,786.10</u>	<u>\$293,608.00</u>	78.26	<u>\$232,052.70</u>	<u>\$237,232.40</u>
Investment Revenue					
Investment Revenue	\$6,652.59	\$2,000.00	332.63	\$1,331.20	\$2,009.97
	<u>\$6,652.59</u>	<u>\$2,000.00</u>	332.63	<u>\$1,331.20</u>	<u>\$2,009.97</u>
Other Revenue					
Other Revenue	\$544,576.50	\$601,703.00	90.51	\$444,924.34	\$739,328.63
Transfer In	\$31,678.27	\$5,000.00	633.57	\$6,407.16	\$9,712.84
	<u>\$576,254.77</u>	<u>\$606,703.00</u>	94.98	<u>\$451,331.50</u>	<u>\$749,041.47</u>
Total Revenue	\$17,059,662.70	\$15,840,218.00	107.7	\$15,559,198.96	\$15,921,583.89

Operating Funds Expenses

	Actual Expenses YTD 5/31/2017	Budget 1617	%	Actual Expenses YTD 5/31/2016	Prior Year Expenses 6/30/2016
Salaries					
Academic Support Salary	\$160,173.91	\$179,702.00	89.13	\$160,773.14	\$177,896.80
Academic Support-PT	\$153,788.93	\$106,000.00	145.08	\$162,240.97	\$167,889.23
Administrative Staff Sal	\$1,339,803.30	\$1,544,808.00	86.73	\$1,702,815.43	\$1,803,478.26
Administrative Staff-PT	\$0.00	\$0.00	0	\$38,500.00	\$40,250.00
Car Allowance	\$7,500.00	\$8,250.00	90.91	\$0.00	\$0.00
Classified-Temporary	\$0.00	\$0.00	0	\$2,463.48	\$2,463.48
Clinical Risk Stipends	\$34,060.15	\$35,700.00	95.41	\$34,900.00	\$34,900.00
Custodial, Maint Stf Sal	\$109,647.57	\$125,927.00	87.07	\$144,106.92	\$154,784.37
F/T Classified Salary	\$863,414.69	\$966,952.12	89.29	\$942,265.80	\$1,032,746.14
F/T Faculty Salary	\$3,347,333.37	\$4,005,927.00	83.56	\$3,303,806.42	\$3,971,315.52
F/T Faculty-Summer Sal	\$269,671.91	\$310,604.00	86.82	\$311,855.25	\$311,855.25
Faculty Curriculum Dev OL	\$0.00	\$0.00	0	\$5,970.00	\$5,970.00
Faculty Tutors Salary	\$48,657.69	\$90,000.00	54.06	\$65,546.67	\$68,189.74
Independent Study Salary	\$32,895.00	\$32,257.50	101.98	\$26,510.00	\$27,860.00
Interpreter Salary	\$48,962.17	\$30,000.00	163.21	\$59,701.50	\$61,157.50
LabFacilitators	\$14,391.02	\$20,000.00	71.96	\$18,334.08	\$18,881.84
Overload Salary	\$485,525.86	\$477,918.00	101.59	\$510,873.70	\$510,873.70
Overtime Wages	\$4,200.99	\$7,328.00	57.33	\$7,599.50	\$7,720.99
P/T Classified Salary	\$40,772.50	\$50,300.00	81.06	\$53,193.41	\$56,760.23
P/T Faculty Salary	\$743,274.21	\$920,445.00	80.75	\$905,270.31	\$902,321.91
P/T Faculty-Summer Sal	\$42,911.67	\$82,785.00	51.84	\$90,262.17	\$90,262.17
Professional/Tech Salary	\$612,544.28	\$680,292.00	90.04	\$660,630.36	\$735,816.54
Professional/Tech-PT	\$48,597.67	\$48,050.00	101.14	\$50,431.77	\$53,996.67
Proficiency Exam Salary	\$183.75	\$0.00	0	\$577.50	\$577.50
SURS Fringe Benefit	\$0.00	\$11,750.00	0	\$18,387.42	\$13,036.59
Severance Payments	\$109,851.54	\$0.00	0	\$0.00	\$0.00
Student Workers Salary	\$16,285.94	\$26,500.00	61.46	\$33,778.61	\$34,636.60
Subs Instructors Salary	\$7,493.33	\$5,705.38	131.34	\$12,643.75	\$12,924.51
Supervisory Staff Salary	\$558,321.67	\$597,696.00	93.41	\$560,650.82	\$622,528.05
Test Proctor Salary	\$11,043.37	\$6,000.00	184.06	\$2,874.52	\$3,213.48
Voluntary Separation Prg	\$28,646.22	\$0.00	0	\$0.00	\$0.00
	<u>\$9,139,952.71</u>	<u>\$10,370,897.00</u>	88.13	<u>\$9,886,963.50</u>	<u>\$10,924,307.07</u>
Employee Benefits					
EmployeeBenefitsTotal	\$31,302.01	\$35,000.00	89.43	\$4,397.80	\$5,122.16
Group Dental Ins	\$54,926.96	\$61,069.00	89.94	\$60,222.45	\$64,909.98
Group LTD Ins	\$17,728.98	\$20,092.00	88.24	\$19,720.16	\$21,272.87
Group Life Ins	\$28,941.15	\$32,775.00	88.3	\$32,623.70	\$35,157.77
Group Medical Ins	\$1,769,371.64	\$1,673,149.00	105.75	\$1,680,640.85	\$1,812,845.05
Long-Term Care Ins	\$0.00	\$0.00	0	\$3,853.39	\$3,853.39
SURS-RetireeHealthContri	\$41,691.29	\$44,995.00	92.66	\$43,757.34	\$47,110.01
Staff/Family Waivers	\$41,896.50	\$45,500.00	92.08	\$50,665.25	\$50,665.25
	<u>\$1,985,858.53</u>	<u>\$1,912,580.00</u>	103.83	<u>\$1,895,880.94</u>	<u>\$2,040,936.48</u>
Contractual Services					
Accreditation Fees	\$11,475.00	\$15,675.00	73.21	\$2,750.00	\$2,750.00
Admin Computer-Maint	\$212,179.02	\$209,600.00	101.23	\$208,852.66	\$208,852.66
Building Repair/Maint	\$16,697.61	\$10,897.00	153.23	\$0.00	\$0.00
Consultants/Workshops	\$1,350.00	\$6,820.00	19.79	\$243.48	\$243.48
Contractual-Other	\$33,067.59	\$42,080.00	78.58	\$21,778.41	\$30,553.05
Custodial Services	\$369,676.75	\$390,780.00	94.6	\$338,391.46	\$369,141.10
Employee Awards	\$60.00	\$600.00	10	\$586.40	\$586.40
Employee Recognition EAT	\$880.00	\$1,000.00	88	\$888.50	\$888.50
Equip Repair/Maint Agree	\$81,846.04	\$103,117.00	79.37	\$80,535.45	\$84,223.26
Faculty Development	\$0.00	\$0.00	0	\$412.50	\$412.50
Grounds Maintenance	\$4,134.88	\$7,425.00	55.69	\$7,992.34	\$8,486.59
Legal Services-Admin	\$45,445.59	\$30,000.00	151.49	\$38,455.93	\$46,345.13
Meals	\$0.00	\$0.00	0	\$1,349.32	\$1,349.32
Pest Control	\$12,433.64	\$12,000.00	103.61	\$10,111.53	\$11,121.53
Professional Fees	\$7,168.25	\$9,000.00	79.65	\$7,166.25	\$7,166.25
Security	\$8,120.51	\$9,534.00	85.17	\$9,118.27	\$10,293.55
Student Awards	\$600.00	\$600.00	100	\$1,288.40	\$1,268.40
Telephone Maint Agree	\$0.00	\$2,000.00	0	\$5,856.59	\$7,299.79

Operating Funds Expenses

	Actual Expenses YTD 5/31/2017	Budget 1617	%	Actual Expenses YTD 5/31/2016	Prior Year Expenses 6/30/2016
Contractual Services	\$805,134.88	\$851,128.00	94.6	\$735,777.49	\$790,981.51
Materials & Supplies					
Advertising	\$76,271.18	\$110,100.00	69.27	\$97,825.69	\$115,337.15
Audio Visual Materials	\$1,830.10	\$8,300.00	22.05	\$5,900.47	\$5,900.47
Books-Library Collection	\$6,955.68	\$11,500.00	60.48	\$8,814.77	\$8,856.74
Catalog Printing	\$5,419.38	\$6,000.00	90.32	\$5,734.74	\$5,734.74
Computer Software	\$126,890.25	\$145,002.00	87.51	\$124,448.49	\$124,925.48
Credit Schedules	\$0.00	\$10,000.00	0	\$0.00	\$0.00
Event Expense	\$100.00	\$100.00	100	\$352.08	\$352.08
Graphic Supplies	\$714.76	\$2,500.00	28.59	\$1,017.65	\$1,449.08
Instructional Supplies	\$84,236.34	\$97,456.19	86.44	\$98,615.24	\$101,025.75
Laundry/Linen Supplies	\$200.90	\$500.00	40.18	\$329.77	\$366.03
Maintenance Supplies	\$43,573.16	\$88,050.00	49.49	\$86,547.68	\$110,337.34
Materials	\$20,506.25	\$41,967.09	48.86	\$34,910.94	\$36,016.59
Office Supplies	\$18,499.29	\$24,683.52	74.95	\$23,310.48	\$26,604.39
Postage	\$15,907.32	\$26,192.00	60.73	\$16,571.76	\$21,212.37
Printing	\$21,045.48	\$32,600.00	64.56	\$29,665.03	\$65,857.51
Publications & Dues	\$121,264.69	\$122,910.00	98.66	\$133,930.78	\$133,570.85
Reference Materials	\$0.00	\$303.00	0	\$631.16	\$631.16
Specialties	\$167.20	\$167.20	100	\$62.31	\$1,649.38
Transcripts	\$4,850.00	\$25,000.00	19.4	\$26,000.00	\$26,000.00
Uniforms	\$3,338.05	\$5,000.00	66.76	\$2,182.38	\$2,407.44
Vehicle Expense	\$9,844.94	\$18,600.00	52.93	\$11,148.58	\$12,920.05
WYSE Activities	\$452.78	\$1,000.00	45.28	\$1,072.82	\$1,072.82
Wind Turbine Maintenance	\$9,015.17	\$5,500.00	163.91	\$6,646.62	\$6,646.62
	\$571,082.92	\$783,431.00	72.9	\$715,719.44	\$808,874.04
Conference & Meeting Exp					
Meeting Expense	\$6,713.39	\$5,743.88	116.88	\$7,833.19	\$8,303.11
Recruitment	\$35,923.01	\$25,000.00	143.69	\$24,362.20	\$30,456.43
Registration Fees	\$13,143.00	\$12,488.00	105.25	\$10,499.00	\$10,648.00
Travel-In State	\$7,247.74	\$9,655.35	75.06	\$3,152.52	\$3,574.97
Travel-In State Mileage	\$4,706.32	\$9,300.00	50.61	\$7,482.01	\$8,130.61
Travel-In State-Admin	\$0.00	\$0.00	0	\$1,519.59	\$1,519.59
Travel-Out of State	\$6,272.17	\$8,903.77	70.44	\$13,103.48	\$14,049.56
	\$74,005.63	\$71,091.00	104.1	\$67,951.99	\$76,682.27
Fixed Charges					
Collection Co Charges	\$16.66	\$1,000.00	1.67	\$5,478.19	\$5,478.19
Credit Card Fees	\$24,181.24	\$27,000.00	89.56	\$19,682.64	\$20,618.18
Equipment Rental	\$17,868.49	\$30,280.00	59.01	\$26,615.58	\$30,207.85
Facility Rental	\$121,960.43	\$133,105.00	91.63	\$121,941.75	\$132,891.00
Graduation Expense	\$11,367.30	\$18,000.00	63.15	\$12,305.24	\$19,338.81
Install Pymt Lease/Purch	\$159,331.96	\$169,880.00	93.79	\$73,325.57	\$76,002.96
Interest Expense	\$5,707.18	\$6,000.00	95.12	\$0.00	\$3,990.41
Property Taxes	\$22,752.33	\$17,400.00	130.76	\$27,905.26	\$27,905.26
	\$363,185.59	\$402,665.00	90.2	\$287,254.23	\$316,432.66
Utilities					
Electricity and Nat Gas	\$338,536.38	\$362,890.00	93.29	\$332,447.76	\$393,906.90
Internet	\$14,690.74	\$18,000.00	81.62	\$13,610.34	\$14,998.34
Propane	\$0.00	\$1,000.00	0	\$304.90	\$304.90
Refuse Disposal	\$13,040.87	\$20,480.00	63.68	\$17,600.59	\$20,128.74
Telephone	\$32,962.93	\$38,100.00	86.52	\$34,169.96	\$40,226.99
Water, Sewage	\$30,710.13	\$28,100.00	109.29	\$29,734.90	\$36,418.66
	\$429,941.05	\$468,570.00	91.76	\$427,868.45	\$505,984.53
Capital Outlay					
Building Improvements	\$0.00	\$0.00	0	\$0.00	\$0.00
Equipment-Instructional	\$0.00	\$0.00	0	\$0.00	\$0.00
Equipment-Office	\$76,605.00	\$0.00	0	\$0.00	\$0.00
Equipment-Service	\$2,075.00	\$2,075.00	100	\$6,673.43	\$269,399.14
	\$78,680.00	\$2,075.00	3791.8	\$6,673.43	\$269,399.14
Financial Aid Expense					
Financial Aid	\$212,801.80	\$240,000.00	88.67	\$140,272.87	\$249,898.46

Operating Funds Expenses

	Actual Expenses YTD 5/31/2017	Budget 1617	%	Actual Expenses YTD 5/31/2016	Prior Year Expenses 6/30/2016
Financial Aid Expense	\$212,801.80	\$240,000.00	88.67	\$140,272.87	\$249,898.46
Chargeback Expense					
Chargeback Expense	\$49,795.11	\$25,000.00	199.18	\$11,110.84	\$18,795.29
	\$49,795.11	\$25,000.00	199.18	\$11,110.84	\$18,795.29
Tuition Adjustments					
Illinois Veterans Grants	\$65,231.00	\$72,000.00	90.6	\$71,651.00	\$68,425.00
Tuition Waiver	\$316,422.94	\$340,000.00	93.07	\$404,590.46	\$404,101.46
Unfunded ING/MIA/POW	\$34,456.00	\$30,000.00	114.85	\$15,138.55	\$31,561.05
	\$416,109.94	\$442,000.00	94.14	\$491,380.01	\$504,087.51
Other Expense					
Bank Service Charges	\$6,383.23	\$7,500.00	85.11	\$7,241.63	\$7,999.56
Contributions	\$99,200.00	\$118,000.00	84.07	\$101,140.00	\$136,897.99
Expense-Other	\$1,383.48	\$3,000.00	46.12	\$4,305.47	\$4,315.06
	\$106,966.71	\$128,500.00	83.24	\$112,687.10	\$149,212.61
Total Expenses	\$14,233,514.87	\$15,697,937.00	90.67	\$14,779,540.29	\$16,655,591.57

Revenues & Expenses by Fund

	Actual 5/31/2017	Budget 1617	%	Actual 5/31/2016	Prior Year To Date
Fund 01-Education Fund					
Revenue	\$15,454,314.78	\$14,041,211.00	110.06	\$13,632,023.73	\$13,708,154.54
Expenses	(\$12,772,081.35)	(\$14,041,211.00)	90.96	(\$13,239,635.93)	(\$14,842,532.41)
	\$2,682,233.43	\$0.00		\$392,387.80	(\$1,134,377.87)
Fund 02-Operations & Maintenance					
Revenue	\$1,605,347.92	\$1,799,007.00	89.24	\$1,927,175.23	\$2,213,429.35
Expenses	(\$1,619,872.39)	(\$1,799,007.00)	90.04	(\$1,635,519.54)	(\$2,085,890.14)
	(\$14,524.47)	\$0.00		\$291,655.69	\$127,539.21
Fund 03-Oper & Maint Restricted					
Revenue	\$172,022.64	\$631,400.00	27.24	\$432,779.95	\$449,618.84
Expenses	(\$268,152.09)	(\$631,400.00)	42.47	(\$1,112,796.04)	(\$1,135,007.04)
	(\$96,129.45)	\$0.00		(\$680,016.09)	(\$685,388.20)
Fund 04-Bond & Interest Fund					
Revenue	\$3,299,053.30	\$3,295,596.00	100.1	\$2,403,827.58	\$2,403,878.72
Expenses	(\$3,288,856.11)	(\$3,295,596.00)	99.8	(\$2,423,576.25)	(\$2,423,576.25)
	\$10,197.19	\$0.00		(\$19,748.67)	(\$19,697.53)
Fund 05-Auxiliary Enterprises					
Revenue	\$913,611.17	\$1,205,826.00	75.77	\$1,044,503.62	\$1,336,154.04
Expenses	(\$1,033,628.19)	(\$1,205,826.00)	85.72	(\$1,184,956.59)	(\$1,326,560.35)
	(\$120,017.02)	\$0.00		(\$140,452.97)	\$9,593.69
Fund 06-Restricted Purposes Fund					
Revenue	\$7,250,256.91	\$8,718,132.47	83.16	\$7,834,167.51	\$9,013,125.49
Expenses	(\$7,475,891.84)	(\$8,718,132.45)	85.75	(\$8,599,035.62)	(\$9,118,600.57)
	(\$225,634.93)	\$0.02		(\$764,868.11)	(\$105,475.08)
Fund 07-Working Cash Fund					
Revenue	\$25,941.16	\$5,000.00	518.82	\$3,007,544.88	\$3,009,462.43
Expenses	(\$17,997.12)	(\$5,000.00)	359.94	(\$6,407.16)	(\$9,462.43)
	\$7,944.04	\$0.00		\$3,001,137.72	\$3,000,000.00
Fund 10-Trust & Agency Fund					
Revenue	\$87,325.32	\$90,700.00	96.28	\$79,260.61	\$82,312.19
Expenses	(\$71,993.25)	(\$90,700.00)	79.38	(\$80,429.48)	(\$82,162.47)
	\$15,332.07	\$0.00		(\$1,168.87)	\$149.72
Fund 11-Audit Fund					
Revenue	\$85,859.52	\$85,713.00	100.17	\$71,619.94	\$71,628.64
Expenses	(\$60,533.19)	(\$61,233.00)	98.86	(\$60,635.87)	(\$62,141.59)
	\$25,326.33	\$24,480.00		\$10,984.07	\$9,487.05
Fund 12-Liab,Protect,Settlement					
Revenue	\$1,677,489.22	\$1,678,036.00	99.97	\$1,466,272.99	\$1,466,487.11
Expenses	(\$1,390,874.08)	(\$1,604,103.00)	86.71	(\$1,196,554.96)	(\$1,254,920.88)
	\$286,615.14	\$73,933.00		\$269,718.03	\$211,566.23
Total	\$2,571,342.33	\$98,413.02		\$2,359,628.60	\$1,413,397.22

Revenues by Fund Summary

	Actual Revenue YTD 5/31/2017	Budget 1617	%	Actual Revenue YTD 5/31/2016	Prior Year Revenue 6/30/2016
Fund 01-Education Fund					
Local Government Sources	\$6,879,544.73	\$6,210,222.00	110.78	\$6,077,481.71	\$6,077,481.71
State Government Sources	\$1,363,816.04	\$442,000.00	308.56	\$881,908.03	\$929,177.52
Student Tuition & Fees	\$6,741,194.95	\$7,072,389.00	95.32	\$6,343,417.05	\$6,354,899.79
Investment Revenue	\$6,652.59	\$2,000.00	332.63	\$1,331.20	\$2,009.97
Other Revenue	\$463,106.47	\$314,600.00	147.2	\$327,885.74	\$344,585.55
Total Revenue Fund 01	\$15,454,314.78	\$14,041,211.00	110.06	\$13,632,023.73	\$13,708,154.54
Fund 02-Operations & Maintenance					
Local Government Sources	\$894,419.99	\$894,850.00	99.95	\$883,844.16	\$883,844.16
State Government Sources	\$54,853.34	\$0.00	0	\$47,133.38	\$47,133.38
Student Tuition & Fees	\$313,140.19	\$318,446.00	98.33	\$640,699.23	\$640,763.49
Other Revenue	\$342,934.40	\$585,711.00	58.55	\$355,498.46	\$641,688.32
Total Revenue Fund 02	\$1,605,347.92	\$1,799,007.00	89.24	\$1,927,175.23	\$2,213,429.35
Fund 03-Oper & Maint Restricted					
Investment Revenue	\$2,542.03	\$600.00	423.67	\$611.95	\$1,200.84
Other Revenue	\$169,480.61	\$630,800.00	26.87	\$432,168.00	\$448,418.00
Total Revenue Fund 03	\$172,022.64	\$631,400.00	27.24	\$432,779.95	\$449,618.84
Fund 04-Bond & Interest Fund					
Local Government Sources	\$3,295,276.82	\$3,295,496.00	99.99	\$2,403,366.59	\$2,403,366.59
Investment Revenue	\$3,776.48	\$100.00	3776.4	\$460.99	\$512.13
Total Revenue Fund 04	\$3,299,053.30	\$3,295,596.00	100.1	\$2,403,827.58	\$2,403,878.72
Fund 05-Auxiliary Enterprises					
Local Government Sources	\$498,003.49	\$547,900.00	90.89	\$486,140.16	\$546,893.87
State Government Sources	\$0.00	\$0.00	0	\$0.00	\$29,016.72
Student Tuition & Fees	\$29,204.00	\$52,000.00	56.16	\$39,084.17	\$40,759.17
Student Organization Rev	\$175,283.42	\$246,726.00	71.04	\$222,026.10	\$238,271.28
Investment Revenue	\$1,243.13	\$0.00	0	\$302.21	\$373.68
Other Revenue	\$209,877.13	\$359,200.00	58.43	\$296,950.98	\$480,839.32
Total Revenue Fund 05	\$913,611.17	\$1,205,826.00	75.77	\$1,044,503.62	\$1,336,154.04
Fund 06-Restricted Purposes Fund					
Financial Aid	\$5,997,522.04	\$7,040,892.00	85.18	\$6,886,491.67	\$7,265,979.76
Investment Revenue	\$340.59	\$0.00	0	\$332.83	\$1,021.50
Other Revenue	\$1,252,394.28	\$1,677,240.47	74.67	\$947,343.01	\$1,746,124.23
Total Revenue Fund 06	\$7,250,256.91	\$8,718,132.47	83.16	\$7,834,167.51	\$9,013,125.49
Fund 07-Working Cash Fund					
Local Government Sources	\$0.00	\$0.00	0	\$3,000,000.00	\$3,000,000.00
Investment Revenue	\$25,941.16	\$5,000.00	518.82	\$7,544.88	\$9,462.43
Total Revenue Fund 07	\$25,941.16	\$5,000.00	518.82	\$3,007,544.88	\$3,009,462.43
Fund 10-Trust & Agency Fund					
Student Organization Rev	\$25,054.23	\$28,100.00	89.16	\$27,659.12	\$30,682.47
Investment Revenue	\$931.09	\$0.00	0	\$121.49	\$149.72
Other Revenue	\$61,340.00	\$62,600.00	97.99	\$51,480.00	\$51,480.00
Total Revenue Fund 10	\$87,325.32	\$90,700.00	96.28	\$79,260.61	\$82,312.19
Fund 11-Audit Fund					
Local Government Sources	\$85,631.46	\$85,668.00	99.96	\$71,563.88	\$71,563.88
Investment Revenue	\$228.06	\$45.00	506.8	\$56.06	\$64.76
Total Revenue Fund 11	\$85,859.52	\$85,713.00	100.17	\$71,619.94	\$71,628.64
Fund 12-Liab,Protect,Settlement					
Local Government Sources	\$1,656,948.08	\$1,657,186.00	99.99	\$1,448,325.93	\$1,448,325.93
Student Tuition & Fees	\$13,404.00	\$20,000.00	67.02	\$16,920.00	\$16,920.00
Investment Revenue	\$7,137.14	\$850.00	839.66	\$1,027.06	\$1,241.18
Total Revenue Fund 12	\$1,677,489.22	\$1,678,036.00	99.97	\$1,466,272.99	\$1,466,487.11
Total Revenue	\$30,571,221.94	\$31,550,621.47	96.9	\$31,899,176.04	\$33,754,251.35

Revenues by Fund

	Actual Revenue YTD 5/31/2017	Budget 1617	%	Actual Revenue YTD 5/31/2016	Prior Year Revenue 6/30/2016
Fund 01-Education Fund					
Local Government Sources					
Bond Proceeds	\$730,000.00	\$0.00	0	\$0.00	\$0.00
Current Taxes	\$6,148,836.98	\$6,209,722.00	99.02	\$6,077,181.63	\$6,077,181.63
Interest on Taxes	\$707.75	\$500.00	141.55	\$300.08	\$300.08
	<u>\$6,879,544.73</u>	<u>\$6,210,222.00</u>	110.78	<u>\$6,077,481.71</u>	<u>\$6,077,481.71</u>
State Government Sources					
ICCB CTE Formula Grant	\$187,134.00	\$0.00	0	\$0.00	\$0.00
ICCB Credit Hour Grants	\$728,766.66	\$0.00	0	\$462,416.62	\$433,399.90
ICCB Equalization Grant	\$0.00	\$0.00	0	\$50,000.01	\$50,000.01
Replacement Taxes	\$447,915.38	\$442,000.00	101.34	\$369,491.40	\$445,777.61
	<u>\$1,363,816.04</u>	<u>\$442,000.00</u>	308.56	<u>\$881,908.03</u>	<u>\$929,177.52</u>
Student Tuition & Fees					
Chargeback	\$2,533.14	\$6,200.00	40.86	\$6,227.12	\$6,227.12
Tuition-Credit	\$6,083,106.97	\$6,339,573.00	95.95	\$5,614,294.43	\$5,625,671.17
Various Fees	\$655,554.84	\$726,616.00	90.22	\$722,895.50	\$723,001.50
	<u>\$6,741,194.95</u>	<u>\$7,072,389.00</u>	95.32	<u>\$6,343,417.05</u>	<u>\$6,354,899.79</u>
Investment Revenue					
Investment Revenue	\$6,652.59	\$2,000.00	332.63	\$1,331.20	\$2,009.97
	<u>\$6,652.59</u>	<u>\$2,000.00</u>	332.63	<u>\$1,331.20</u>	<u>\$2,009.97</u>
Other Revenue					
Other Revenue	\$431,428.20	\$309,600.00	139.35	\$321,478.58	\$334,872.71
Transfer In	\$31,678.27	\$5,000.00	633.57	\$6,407.16	\$9,712.84
	<u>\$463,106.47</u>	<u>\$314,600.00</u>	147.2	<u>\$327,885.74</u>	<u>\$344,585.55</u>
Total Revenue Fund 01	\$15,454,314.78	\$14,041,211.00	110.06	\$13,632,023.73	\$13,708,154.54
Fund 02-Operations & Maintenance					
Local Government Sources					
Current Taxes	\$894,317.04	\$894,350.00	100	\$883,800.59	\$883,800.59
Interest on Taxes	\$102.95	\$500.00	20.59	\$43.57	\$43.57
	<u>\$894,419.99</u>	<u>\$894,850.00</u>	99.95	<u>\$883,844.16</u>	<u>\$883,844.16</u>
State Government Sources					
ICCB Credit Hour Grants	\$54,853.34	\$0.00	0	\$47,133.38	\$47,133.38
	<u>\$54,853.34</u>	<u>\$0.00</u>	0	<u>\$47,133.38</u>	<u>\$47,133.38</u>
Student Tuition & Fees					
Tuition-Credit	\$203,765.03	\$222,446.00	91.6	\$538,307.23	\$538,371.49
Various Fees	\$109,375.16	\$96,000.00	113.93	\$102,392.00	\$102,392.00
	<u>\$313,140.19</u>	<u>\$318,446.00</u>	98.33	<u>\$640,699.23</u>	<u>\$640,763.49</u>
Other Revenue					
Facility Rental	\$229,786.10	\$293,608.00	78.26	\$232,052.70	\$237,232.40
Other Revenue	\$113,148.30	\$292,103.00	38.74	\$123,445.76	\$404,455.92
	<u>\$342,934.40</u>	<u>\$585,711.00</u>	58.55	<u>\$355,498.46</u>	<u>\$641,688.32</u>
Total Revenue Fund 02	\$1,605,347.92	\$1,799,007.00	89.24	\$1,927,175.23	\$2,213,429.35
Fund 03-Oper & Maint Restricted					
Investment Revenue					

Revenues by Fund

	Actual Revenue YTD 5/31/2017	Budget 1617	%	Actual Revenue YTD 5/31/2016	Prior Year Revenue 6/30/2016
Fund 03-Oper & Maint Restricted					
Investment Revenue					
Int on Cash/IL Funds Acc	\$2,512.13	\$500.00	502.43	\$611.95	\$683.52
Interest on Investments	\$29.90	\$100.00	29.9	\$0.00	\$517.32
	<u>\$2,542.03</u>	<u>\$600.00</u>	423.67	<u>\$611.95</u>	<u>\$1,200.84</u>
Other Revenue					
FundBalanceAppropriation	\$0.00	\$95,800.00	0	\$0.00	\$0.00
Gifts/Donations	\$166,687.61	\$535,000.00	31.16	\$419,136.00	\$435,386.00
Grants Revenue	\$2,793.00	\$0.00	0	\$0.00	\$0.00
Reimbursed Expenditures	\$0.00	\$0.00	0	\$13,032.00	\$13,032.00
	<u>\$169,480.61</u>	<u>\$630,800.00</u>	26.87	<u>\$432,168.00</u>	<u>\$448,418.00</u>
Total Revenue Fund 03	\$172,022.64	\$631,400.00	27.24	\$432,779.95	\$449,618.84
Fund 04-Bond & Interest Fund					
Local Government Sources					
Current Taxes	\$3,294,896.93	\$3,295,396.00	99.98	\$2,403,247.98	\$2,403,247.98
Interest on Taxes	\$379.89	\$100.00	379.89	\$118.61	\$118.61
	<u>\$3,295,276.82</u>	<u>\$3,295,496.00</u>	99.99	<u>\$2,403,366.59</u>	<u>\$2,403,366.59</u>
Investment Revenue					
Int on Cash/IL Funds Acc	\$3,776.48	\$100.00	3776.4	\$460.99	\$512.13
	<u>\$3,776.48</u>	<u>\$100.00</u>	3776.4	<u>\$460.99</u>	<u>\$512.13</u>
Total Revenue Fund 04	\$3,299,053.30	\$3,295,596.00	100.1	\$2,403,827.58	\$2,403,878.72
Fund 05-Auxiliary Enterprises					
Local Government Sources					
CPED Contract Revenue	\$46,613.67	\$53,900.00	86.48	\$56,117.68	\$62,323.39
CPED Credit Revenue	\$325,930.91	\$327,000.00	99.67	\$301,717.96	\$342,422.96
CPED Non-Credit Revenue	\$125,458.91	\$167,000.00	75.13	\$128,304.52	\$142,147.52
	<u>\$498,003.49</u>	<u>\$547,900.00</u>	90.89	<u>\$486,140.16</u>	<u>\$546,893.87</u>
State Government Sources					
ICCB Credit Hour Grants	\$0.00	\$0.00	0	\$0.00	\$29,016.72
	<u>\$0.00</u>	<u>\$0.00</u>	0	<u>\$0.00</u>	<u>\$29,016.72</u>
Student Tuition & Fees					
Fitness Membership Fees	\$15,645.00	\$20,000.00	78.23	\$19,924.17	\$21,599.17
Fitness Tuition	\$13,559.00	\$32,000.00	42.37	\$19,160.00	\$19,160.00
	<u>\$29,204.00</u>	<u>\$52,000.00</u>	56.16	<u>\$39,084.17</u>	<u>\$40,759.17</u>
Student Organization Rev					
Sales Revenue	\$100,200.49	\$144,500.00	69.34	\$121,650.99	\$124,530.76
Special Event Revenue	\$62,656.95	\$86,276.00	72.62	\$88,365.96	\$98,732.22
Theatre Ticket Revenue	\$1,947.00	\$1,950.00	99.85	\$1,176.00	\$1,176.00
Vending Service Revenue	\$10,478.98	\$14,000.00	74.85	\$10,833.15	\$13,832.30
	<u>\$175,283.42</u>	<u>\$246,726.00</u>	71.04	<u>\$222,026.10</u>	<u>\$238,271.28</u>
Investment Revenue					
Int on Cash/IL Funds Acc	\$1,243.13	\$0.00	0	\$302.21	\$373.68
	<u>\$1,243.13</u>	<u>\$0.00</u>	0	<u>\$302.21</u>	<u>\$373.68</u>
Other Revenue					

Revenues by Fund

	Actual Revenue YTD 5/31/2017	Budget 1617	%	Actual Revenue YTD 5/31/2016	Prior Year Revenue 6/30/2016
Fund 05-Auxiliary Enterprises					
Other Revenue					
Facility Rental	\$24,158.50	\$35,000.00	69.02	\$31,516.25	\$34,396.25
CCRS Paid Revenue	\$11,087.51	\$22,000.00	50.4	\$9,952.63	\$11,011.94
Child Care Revenue	\$86,833.75	\$105,000.00	82.7	\$106,937.50	\$114,059.00
Child Care Transfer Rev	\$51,200.00	\$70,000.00	73.14	\$49,500.00	\$83,162.00
Copy Center Fees	\$26,533.10	\$36,000.00	73.7	\$36,385.29	\$72,514.56
FundBalanceAppropriation	\$0.00	\$1,000.00	0	\$0.00	\$0.00
Reimbursed Expenditures	\$0.00	\$0.00	0	\$47,959.72	\$47,959.72
Revenue-Contractual	\$3,378.00	\$3,500.00	96.51	\$4,073.00	\$5,390.00
Revenue-Misc/OtherSource	\$6,686.27	\$11,700.00	57.15	\$10,626.59	\$11,050.85
Transfer In	\$0.00	\$75,000.00	0	\$0.00	\$101,295.00
	<u>\$209,877.13</u>	<u>\$359,200.00</u>	58.43	<u>\$296,950.98</u>	<u>\$480,839.32</u>
Total Revenue Fund 05	\$913,611.17	\$1,205,826.00	75.77	\$1,044,503.62	\$1,336,154.04
Fund 06-Restricted Purposes Fund					
Financial Aid					
Financial Aid	\$5,997,522.04	\$7,040,892.00	85.18	\$6,886,491.67	\$7,265,979.76
	<u>\$5,997,522.04</u>	<u>\$7,040,892.00</u>	85.18	<u>\$6,886,491.67</u>	<u>\$7,265,979.76</u>
Investment Revenue					
Int on Cash/IL Funds Acc	\$256.35	\$0.00	0	\$105.22	\$119.18
Interest on Investments	\$84.24	\$0.00	0	\$227.61	\$902.32
	<u>\$340.59</u>	<u>\$0.00</u>	0	<u>\$332.83</u>	<u>\$1,021.50</u>
Other Revenue					
FundBalanceAppropriation	\$0.00	\$43,093.00	0	\$1,198.38	\$71,538.97
Gifts/Donations	\$42,297.42	\$55,709.00	75.93	\$64,303.23	\$99,687.49
Grants Revenue	\$1,032,066.62	\$1,561,738.47	66.08	\$792,024.59	\$1,196,619.11
PIE-College Fair Rev	\$0.00	\$0.00	0	\$7,287.80	\$7,602.11
PIE-Contributions	\$0.00	\$0.00	0	\$1,887.75	\$1,887.75
PIE-Partners Salute	\$0.00	\$0.00	0	\$6,185.00	\$6,310.00
PIE-Youth Leadership	\$0.00	\$0.00	0	\$6,600.00	\$6,600.00
Revenue-Contractual	\$71,234.39	\$8,000.00	890.43	\$5,806.00	\$220,565.25
Revenue-Misc/OtherSource	\$9,300.00	\$8,700.00	106.9	\$9,350.00	\$9,400.00
Sale of Equipment	\$400.00	\$0.00	0	\$12,414.00	\$12,414.00
Transfer In	\$97,095.85	\$0.00	0	\$40,286.26	\$113,499.55
	<u>\$1,252,394.28</u>	<u>\$1,677,240.47</u>	74.67	<u>\$947,343.01</u>	<u>\$1,746,124.23</u>
Total Revenue Fund 06	\$7,250,256.91	\$8,718,132.47	83.16	\$7,834,167.51	\$9,013,125.49
Fund 07-Working Cash Fund					
Local Government Sources					
Bond Proceeds	\$0.00	\$0.00	0	\$3,000,000.00	\$3,000,000.00
	<u>\$0.00</u>	<u>\$0.00</u>	0	<u>\$3,000,000.00</u>	<u>\$3,000,000.00</u>
Investment Revenue					
Interest on Working Cash	\$25,941.16	\$5,000.00	518.82	\$7,544.88	\$9,462.43
	<u>\$25,941.16</u>	<u>\$5,000.00</u>	518.82	<u>\$7,544.88</u>	<u>\$9,462.43</u>
Total Revenue Fund 07	\$25,941.16	\$5,000.00	518.82	\$3,007,544.88	\$3,009,462.43
Fund 10-Trust & Agency Fund					
Student Organization Rev					

Revenues by Fund

	Actual Revenue YTD 5/31/2017	Budget 1617	%	Actual Revenue YTD 5/31/2016	Prior Year Revenue 6/30/2016
Fund 10-Trust & Agency Fund					
Student Organization Rev					
Club Revenue	\$25,054.23	\$28,100.00	89.16	\$27,659.12	\$30,682.47
	<u>\$25,054.23</u>	<u>\$28,100.00</u>	89.16	<u>\$27,659.12</u>	<u>\$30,682.47</u>
Investment Revenue					
Int on Cash/IL Funds Acc	\$931.09	\$0.00	0	\$121.49	\$149.72
	<u>\$931.09</u>	<u>\$0.00</u>	0	<u>\$121.49</u>	<u>\$149.72</u>
Other Revenue					
Contributions	\$48,000.00	\$50,200.00	95.62	\$50,500.00	\$50,500.00
PIE-College Fair Rev	\$3,575.00	\$3,900.00	91.67	\$0.00	\$0.00
PIE-Partners Salute	\$5,020.00	\$3,600.00	139.44	\$0.00	\$0.00
PIE-Youth Leadership	\$2,770.00	\$2,900.00	95.52	\$0.00	\$0.00
Transfer In	\$1,975.00	\$2,000.00	98.75	\$980.00	\$980.00
	<u>\$61,340.00</u>	<u>\$62,600.00</u>	97.99	<u>\$51,480.00</u>	<u>\$51,480.00</u>
Total Revenue Fund 10	\$87,325.32	\$90,700.00	96.28	\$79,260.61	\$82,312.19
Fund 11-Audit Fund					
Local Government Sources					
Current Taxes	\$85,621.62	\$85,658.00	99.96	\$71,560.35	\$71,560.35
Interest on Taxes	\$9.84	\$10.00	98.4	\$3.53	\$3.53
	<u>\$85,631.46</u>	<u>\$85,668.00</u>	99.96	<u>\$71,563.88</u>	<u>\$71,563.88</u>
Investment Revenue					
Int on Cash/IL Funds Acc	\$228.06	\$45.00	506.8	\$56.06	\$64.76
	<u>\$228.06</u>	<u>\$45.00</u>	506.8	<u>\$56.06</u>	<u>\$64.76</u>
Total Revenue Fund 11	\$85,859.52	\$85,713.00	100.17	\$71,619.94	\$71,628.64
Fund 12-Liab,Protect,Settlement					
Local Government Sources					
Current Taxes	\$1,656,757.32	\$1,656,986.00	99.99	\$1,448,204.57	\$1,448,204.57
Interest on Taxes	\$190.76	\$200.00	95.38	\$121.36	\$121.36
	<u>\$1,656,948.08</u>	<u>\$1,657,186.00</u>	99.99	<u>\$1,448,325.93</u>	<u>\$1,448,325.93</u>
Student Tuition & Fees					
Insurance-StudentFees	\$13,404.00	\$20,000.00	67.02	\$16,920.00	\$16,920.00
	<u>\$13,404.00</u>	<u>\$20,000.00</u>	67.02	<u>\$16,920.00</u>	<u>\$16,920.00</u>
Investment Revenue					
Int on Cash/IL Funds Acc	\$7,063.17	\$800.00	882.9	\$1,027.06	\$1,215.15
Interest on Investments	\$73.97	\$50.00	147.94	\$0.00	\$26.03
	<u>\$7,137.14</u>	<u>\$850.00</u>	839.66	<u>\$1,027.06</u>	<u>\$1,241.18</u>
Total Revenue Fund 12	\$1,677,489.22	\$1,678,036.00	99.97	\$1,466,272.99	\$1,466,487.11
Total Revenue	\$30,571,221.94	\$31,550,621.47	96.9	\$31,899,176.04	\$33,754,251.35

Expenses by Fund Summary

	Budget 1617	Actual YTD as of 5/31/2017	Encumbered as of 5/31/2017	Total Expenses YTD	%	Prior YTD Expenses	Pr YTD %
Fund 01-Education Fund							
Salaries	\$10,101,009.00	\$8,909,567.31	\$0.00	\$8,909,567.31	88.2	\$10,582,707.74	90.4
Employee Benefits	\$1,872,545.00	\$1,950,161.56	\$0.00	\$1,950,161.56	104.14	\$1,980,621.08	92.93
Contractual Services	\$323,235.00	\$308,126.79	\$6,473.28	\$314,600.07	97.33	\$303,960.16	94.4
Materials & Supplies	\$663,381.00	\$503,191.15	\$44,813.61	\$548,004.76	82.61	\$672,662.18	90.05
Conference & Meeting Exp	\$70,141.00	\$73,803.15	\$6,185.31	\$79,988.46	114.04	\$76,475.42	88.78
Fixed Charges	\$76,000.00	\$55,629.42	\$0.00	\$55,629.42	73.2	\$75,164.43	84.62
Utilities	\$14,400.00	\$12,232.66	\$245.00	\$12,477.66	86.65	\$14,153.10	89.49
Capital Outlay	\$0.00	\$76,605.00	\$0.00	\$76,605.00	0	\$0.00	0
Financial Aid Expense	\$240,000.00	\$212,801.80	\$0.00	\$212,801.80	88.67	\$249,898.46	56.13
Chargeback Expense	\$25,000.00	\$49,795.11	\$0.00	\$49,795.11	199.18	\$18,795.29	59.12
Tuition Adjustments	\$442,000.00	\$416,109.94	\$0.00	\$416,109.94	94.14	\$504,087.51	97.48
Other Expense	\$128,500.00	\$106,966.71	\$22.00	\$106,988.71	83.26	\$149,212.61	75.52
Transfers	\$85,000.00	\$97,090.75	\$0.00	\$97,090.75	114.22	\$214,794.43	18.76
Total Expense Fund 01	\$14,041,211.00	\$12,772,081.35	\$57,739.20	\$12,829,820.55	91.37	\$14,842,532.41	89.2
Fund 02-Operations & Maintenance							
Salaries	\$282,708.00	\$246,285.40	\$0.00	\$246,285.40	87.12	\$354,319.33	94.05
Employee Benefits	\$84,278.00	\$80,927.09	\$0.00	\$80,927.09	96.02	\$105,303.95	92.64
Contractual Services	\$528,111.00	\$497,226.09	\$45,975.26	\$543,201.35	102.86	\$487,239.35	92.17
Materials & Supplies	\$120,050.00	\$67,891.77	\$5,105.67	\$72,997.44	60.81	\$136,211.86	80.72
Conference & Meeting Exp	\$950.00	\$202.48	\$0.00	\$202.48	21.31	\$316.85	52.97
Fixed Charges	\$326,665.00	\$307,556.17	\$13,050.74	\$320,606.91	98.15	\$241,268.23	92.7
Utilities	\$454,170.00	\$417,708.39	\$2,031.23	\$419,739.62	92.42	\$491,831.43	84.42
Capital Outlay	\$2,075.00	\$2,075.00	\$0.00	\$2,075.00	100	\$269,399.14	2.48
Total Expense Fund 02	\$1,799,007.00	\$1,619,872.39	\$66,162.90	\$1,686,035.29	93.72	\$2,085,890.14	78.41
Fund 03-Oper & Maint Restricted							
Contractual Services	\$0.00	\$8,300.00	\$1,003.67	\$9,303.67	0	\$9,870.00	100
Materials & Supplies	\$0.00	\$0.00	\$0.00	\$0.00	0	\$5,353.26	100
Capital Outlay	\$631,400.00	\$259,852.09	\$52,587.09	\$312,439.18	49.48	\$1,119,783.78	98.02
Total Expense Fund 03	\$631,400.00	\$268,152.09	\$53,590.76	\$321,742.85	50.96	\$1,135,007.04	98.04
Fund 04-Bond & Interest Fund							
Contractual Services	\$0.00	\$0.00	\$0.00	\$0.00	0	\$0.00	0
Fixed Charges	\$3,292,596.00	\$3,285,856.11	\$0.00	\$3,285,856.11	99.8	\$2,421,076.25	100
Financial Aid Expense	\$3,000.00	\$3,000.00	\$0.00	\$3,000.00	100	\$2,500.00	100
Total Expense Fund 04	\$3,295,596.00	\$3,288,856.11	\$0.00	\$3,288,856.11	99.8	\$2,423,576.25	100
Fund 05-Auxiliary Enterprises							
Salaries	\$670,991.00	\$592,286.32	\$0.00	\$592,286.32	88.27	\$703,373.42	90.69
Employee Benefits	\$148,828.00	\$127,153.78	\$0.00	\$127,153.78	85.44	\$165,788.91	92.48
Contractual Services	\$78,850.00	\$70,135.59	\$1,307.30	\$71,442.89	90.61	\$134,693.30	79.86
Materials & Supplies	\$214,147.00	\$172,071.18	\$5,020.56	\$177,091.74	82.7	\$226,123.96	92.67
Conference & Meeting Exp	\$5,140.00	\$2,120.23	\$0.00	\$2,120.23	41.25	\$3,898.48	100
Fixed Charges	\$83,600.00	\$67,954.69	\$2,000.00	\$69,954.69	83.68	\$79,225.45	87.89
Utilities	\$120.00	\$219.71	\$0.00	\$219.71	183.09	\$117.98	100
Capital Outlay	\$0.00	\$0.00	\$0.00	\$0.00	0	\$10,333.33	0
Financial Aid Expense	\$500.00	\$0.00	\$0.00	\$0.00	0	\$0.00	0
Other Expense	\$3,650.00	\$1,686.69	\$0.00	\$1,686.69	46.21	\$3,005.52	100
Total Expense Fund 05	\$1,205,826.00	\$1,033,628.19	\$8,327.86	\$1,041,956.05	86.41	\$1,326,560.35	89.33
Fund 06-Restricted Purposes Fund							
Salaries	\$874,541.96	\$653,851.54	\$0.00	\$653,851.54	74.77	\$1,074,500.04	94.65
Employee Benefits	\$255,041.63	\$187,994.77	\$0.00	\$187,994.77	73.71	\$308,189.30	94.73
Contractual Services	\$223,206.50	\$191,722.73	\$4,500.00	\$196,222.73	87.91	\$146,656.72	77.88
Materials & Supplies	\$155,433.31	\$112,480.97	\$1,865.88	\$114,346.85	73.57	\$114,027.09	86.62
Conference & Meeting Exp	\$56,973.05	\$33,427.62	\$2,201.00	\$35,628.62	62.54	\$43,602.62	95.03
Fixed Charges	\$70,900.00	\$57,856.02	\$250.00	\$58,106.02	81.95	\$80,091.32	94.45
Utilities	\$2,880.00	\$2,080.38	\$259.62	\$2,340.00	81.25	\$3,104.77	85.12

Expenses by Fund Summary

	Budget 1617	Actual YTD as of 5/31/2017	Encumbered as of 5/31/2017	Total Expenses YTD	%	Prior YTD Expenses	Pr YTD %
Fund 06-Restricted Purposes Fund							
Capital Outlay	\$104,064.00	\$77,620.87	\$17,991.25	\$95,612.12	91.88	\$151,655.36	73.54
Financial Aid Expense	\$6,975,092.00	\$6,145,170.69	\$0.00	\$6,145,170.69	88.1	\$7,196,522.82	95.13
Transfers	\$0.00	\$13,686.25	\$0.00	\$13,686.25	0	(\$59.75)	0
Total Expense Fund 06	\$8,718,132.45	\$7,475,891.84	\$27,067.75	\$7,502,959.59	86.06	\$9,118,290.29	94.31
Fund 07-Working Cash Fund							
Transfers	\$5,000.00	\$17,997.12	\$0.00	\$17,997.12	359.94	\$9,462.43	67.71
Total Expense Fund 07	\$5,000.00	\$17,997.12	\$0.00	\$17,997.12	359.9	\$9,462.43	67.71
Fund 10-Trust & Agency Fund							
Contractual Services	\$47,770.00	\$23,137.58	\$39.26	\$23,176.84	48.52	\$30,049.16	99.97
Materials & Supplies	\$30,355.00	\$29,054.27	\$0.00	\$29,054.27	95.71	\$29,698.64	94.8
Conference & Meeting Exp	\$8,225.00	\$13,806.50	\$0.00	\$13,806.50	167.86	\$15,132.20	98.82
Capital Outlay	\$0.00	\$0.00	\$0.00	\$0.00	0	\$674.96	100
Other Expense	\$2,350.00	\$4,019.90	\$0.00	\$4,019.90	171.06	\$5,627.51	100
Transfers	\$0.00	\$1,975.00	\$0.00	\$1,975.00	0	\$980.00	100
Total Expense Fund 10	\$88,700.00	\$71,993.25	\$39.26	\$72,032.51	81.21	\$82,162.47	97.89
Fund 11-Audit Fund							
Salaries	\$13,139.00	\$12,314.94	\$0.00	\$12,314.94	93.73	\$13,293.68	90.6
Employee Benefits	\$2,894.00	\$3,018.25	\$0.00	\$3,018.25	104.29	\$3,047.91	91.61
Contractual Services	\$45,200.00	\$45,200.00	\$0.00	\$45,200.00	100	\$45,800.00	100
Total Expense Fund 11	\$61,233.00	\$60,533.19	\$0.00	\$60,533.19	98.86	\$62,141.59	97.58
Fund 12-Liab,Protect,Settlement							
Salaries	\$650,349.00	\$598,344.16	\$0.00	\$598,344.16	92	\$458,182.14	88.19
Employee Benefits	\$365,539.00	\$282,720.78	\$0.00	\$282,720.78	77.34	\$287,535.41	109.37
Contractual Services	\$298,765.00	\$267,063.22	\$47,684.21	\$314,747.43	105.35	\$265,438.76	88.27
Materials & Supplies	\$16,450.00	\$7,859.73	\$0.00	\$7,859.73	47.78	\$5,821.08	93.76
Conference & Meeting Exp	\$3,000.00	\$0.00	\$0.00	\$0.00	0	\$1,483.92	100
Fixed Charges	\$270,000.00	\$234,886.19	\$2,267.00	\$237,153.19	87.83	\$236,459.57	100.13
Total Expense Fund 12	\$1,604,103.00	\$1,390,874.08	\$49,951.21	\$1,440,825.29	89.82	\$1,254,920.88	95.35
Total Expenses	\$31,450,208.45	\$27,999,879.61	\$262,878.94	\$28,262,758.55	89.87	\$32,340,543.85	91.34

Expenses by Fund

	Budget 1617	Actual YTD as of 5/31/2017	Encumbered as of 5/31/2017	Total Expenses YTD	%	Prior YTD Expenses	Pr YTD %
Fund 01-Education Fund							
Salaries							
Academic Support Salary	\$179,702.00	\$160,173.91	\$0.00	\$160,173.91	89.13	\$177,896.80	90.37
Academic Support-PT	\$106,000.00	\$153,788.93	\$0.00	\$153,788.93	145.08	\$167,889.23	96.64
Administrative Staff Sal	\$1,512,184.00	\$1,312,030.96	\$0.00	\$1,312,030.96	86.76	\$1,760,956.87	94.04
Administrative Staff-PT	\$0.00	\$0.00	\$0.00	\$0.00	0	\$40,250.00	95.65
Car Allowance	\$8,250.00	\$7,500.00	\$0.00	\$7,500.00	90.91	\$0.00	0
Classified-Temporary	\$0.00	\$0.00	\$0.00	\$0.00	0	\$2,463.48	100
Clinical Risk Stipends	\$35,700.00	\$34,060.15	\$0.00	\$34,060.15	95.41	\$34,900.00	100
F/T Classified Salary	\$940,750.12	\$839,986.35	\$0.00	\$839,986.35	89.29	\$1,015,809.83	91.31
F/T Faculty Salary	\$4,005,927.00	\$3,347,333.37	\$0.00	\$3,347,333.37	83.56	\$3,971,315.52	83.19
F/T Faculty-Summer Sal	\$323,324.00	\$285,571.91	\$0.00	\$285,571.91	88.32	\$324,575.25	100
Faculty Curriculum Dev OL	\$0.00	\$0.00	\$0.00	\$0.00	0	\$5,970.00	100
Faculty Tutors Salary	\$90,000.00	\$48,657.69	\$0.00	\$48,657.69	54.06	\$68,189.74	96.12
Independent Study Salary	\$32,257.50	\$32,895.00	\$0.00	\$32,895.00	101.98	\$27,860.00	95.15
Interpreter Salary	\$30,000.00	\$48,962.17	\$0.00	\$48,962.17	163.21	\$61,157.50	97.62
LabFacilitators	\$20,000.00	\$14,391.02	\$0.00	\$14,391.02	71.96	\$18,881.84	97.1
Overload Salary	\$477,918.00	\$485,525.86	\$0.00	\$485,525.86	101.59	\$510,873.70	100
Overtime Wages	\$3,428.00	\$2,419.75	\$0.00	\$2,419.75	70.59	\$3,309.37	96.33
P/T Classified Salary	\$50,300.00	\$40,772.50	\$0.00	\$40,772.50	81.06	\$56,760.23	93.72
P/T Faculty Salary	\$920,445.00	\$743,274.21	\$0.00	\$743,274.21	80.75	\$902,321.91	100.33
P/T Faculty-Summer Sal	\$82,785.00	\$42,911.67	\$0.00	\$42,911.67	51.84	\$90,262.17	100
Professional/Tech Salary	\$667,396.00	\$601,766.74	\$0.00	\$601,766.74	90.17	\$706,051.99	89.76
Professional/Tech-PT	\$48,050.00	\$48,597.67	\$0.00	\$48,597.67	101.14	\$53,996.67	93.4
Proficiency Exam Salary	\$0.00	\$183.75	\$0.00	\$183.75	0	\$577.50	100
SURS Fringe Benefit	\$11,750.00	\$0.00	\$0.00	\$0.00	0	\$13,036.59	141.04
Severance Payments	\$0.00	\$109,851.54	\$0.00	\$109,851.54	0	\$0.00	0
Student Workers Salary	\$26,500.00	\$16,285.94	\$0.00	\$16,285.94	61.46	\$34,636.60	97.52
Subs Instructors Salary	\$5,705.38	\$7,493.33	\$0.00	\$7,493.33	131.34	\$12,924.51	97.83
Supervisory Staff Salary	\$516,637.00	\$485,443.30	\$0.00	\$485,443.30	93.96	\$516,626.96	89.87
Test Proctor Salary	\$6,000.00	\$11,043.37	\$0.00	\$11,043.37	184.06	\$3,213.48	89.45
Voluntary Separation Prg	\$0.00	\$28,646.22	\$0.00	\$28,646.22	0	\$0.00	0
	\$10,101,009.00	\$8,909,567.31	\$0.00	\$8,909,567.31	88.2	\$10,582,707.74	90.4
Employee Benefits							
EmployeeBenefitsTotal	\$35,000.00	\$31,302.01	\$0.00	\$31,302.01	89.43	\$5,122.16	85.86
Group Dental Ins	\$60,504.00	\$54,386.87	\$0.00	\$54,386.87	89.89	\$63,603.33	92.77
Group LTD Ins	\$19,395.00	\$17,091.79	\$0.00	\$17,091.79	88.12	\$20,368.86	92.72
Group Life Ins	\$31,638.00	\$27,901.07	\$0.00	\$27,901.07	88.19	\$33,682.05	92.82
Group Medical Ins	\$1,642,407.00	\$1,739,240.17	\$0.00	\$1,739,240.17	105.9	\$1,762,287.94	92.76
Long-Term Care Ins	\$0.00	\$0.00	\$0.00	\$0.00	0	\$3,853.39	100
SURS-RetireeHealthContri	\$43,601.00	\$40,407.15	\$0.00	\$40,407.15	92.67	\$45,297.10	92.91
Staff/Family Waivers	\$40,000.00	\$39,832.50	\$0.00	\$39,832.50	99.58	\$46,406.25	100
	\$1,872,545.00	\$1,950,161.56	\$0.00	\$1,950,161.56	104.14	\$1,980,621.08	92.93
Contractual Services							
Accreditation Fees	\$15,675.00	\$11,475.00	\$550.00	\$12,025.00	76.71	\$2,750.00	100
Admin Computer-Maint	\$209,600.00	\$212,179.02	\$0.00	\$212,179.02	101.23	\$208,852.66	100
Consultants/Workshops	\$6,820.00	\$1,350.00	\$5,470.00	\$6,820.00	100	\$243.48	100
Contractual-Other	\$23,390.00	\$18,079.18	\$453.28	\$18,532.46	79.23	\$18,136.37	54.27
Employee Awards	\$600.00	\$60.00	\$0.00	\$60.00	10	\$586.40	100
Employee Recognition EAT	\$1,000.00	\$880.00	\$0.00	\$880.00	88	\$888.50	100
Equip Repair/Maint Agree	\$26,550.00	\$10,889.75	\$0.00	\$10,889.75	41.02	\$15,961.15	94.56
Faculty Development	\$0.00	\$0.00	\$0.00	\$0.00	0	\$412.50	100
Legal Services-Admin	\$30,000.00	\$45,445.59	\$0.00	\$45,445.59	151.49	\$46,345.13	82.98
Meals	\$0.00	\$0.00	\$0.00	\$0.00	0	\$1,349.32	100
Professional Fees	\$9,000.00	\$7,168.25	\$0.00	\$7,168.25	79.65	\$7,166.25	100
Student Awards	\$600.00	\$600.00	\$0.00	\$600.00	100	\$1,268.40	101.58

Expenses by Fund

	Budget 1617	Actual YTD as of 5/31/2017	Encumbered as of 5/31/2017	Total Expenses YTD	%	Prior YTD Expenses	Pr YTD %
Fund 01-Education Fund							
Contractual Services							
	\$323,235.00	\$308,126.79	\$6,473.28	\$314,600.07	97.33	\$303,960.16	94.4
Materials & Supplies							
Advertising	\$110,000.00	\$76,224.46	\$28,112.61	\$104,337.07	94.85	\$115,220.64	84.85
Audio Visual Materials	\$8,300.00	\$1,830.10	\$2,575.10	\$4,405.20	53.07	\$5,900.47	100
Books-Library Collection	\$11,500.00	\$6,955.68	\$0.00	\$6,955.68	60.48	\$8,856.74	99.53
Catalog Printing	\$6,000.00	\$5,419.38	\$0.00	\$5,419.38	90.32	\$5,734.74	100
Computer Software	\$145,002.00	\$126,890.25	\$0.00	\$126,890.25	87.51	\$124,895.53	99.62
Credit Schedules	\$10,000.00	\$0.00	\$0.00	\$0.00	0	\$0.00	0
Event Expense	\$100.00	\$100.00	\$0.00	\$100.00	100	\$352.08	100
Graphic Supplies	\$2,500.00	\$714.76	\$0.00	\$714.76	28.59	\$1,449.08	70.23
Instructional Supplies	\$97,456.19	\$84,236.34	\$4,681.75	\$88,918.09	91.24	\$101,025.75	97.61
Laundry/Linen Supplies	\$500.00	\$200.90	\$0.00	\$200.90	40.18	\$366.03	90.09
Materials	\$41,267.09	\$20,381.89	\$876.77	\$21,258.66	51.51	\$35,701.17	96.9
Office Supplies	\$23,483.52	\$17,508.87	\$975.89	\$18,484.76	78.71	\$25,207.93	88.03
Postage	\$26,192.00	\$15,907.32	\$6,167.68	\$22,075.00	84.28	\$21,043.34	78.09
Printing	\$32,150.00	\$20,635.53	\$1,423.81	\$22,059.34	68.61	\$65,142.83	44.52
Publications & Dues	\$122,460.00	\$120,715.69	\$0.00	\$120,715.69	98.58	\$132,412.49	100.32
Reference Materials	\$303.00	\$0.00	\$0.00	\$0.00	0	\$631.16	100
Specialities	\$167.20	\$167.20	\$0.00	\$167.20	100	\$1,649.38	3.78
Transcripts	\$25,000.00	\$4,850.00	\$0.00	\$4,850.00	19.4	\$26,000.00	100
WYSE Activities	\$1,000.00	\$452.78	\$0.00	\$452.78	45.28	\$1,072.82	100
	\$663,381.00	\$503,191.15	\$44,813.61	\$548,004.76	82.61	\$672,662.18	90.05
Conference & Meeting Exp							
Meeting Expense	\$5,593.88	\$6,688.96	\$0.00	\$6,688.96	119.58	\$8,163.86	94.24
Recruitment	\$25,000.00	\$35,923.01	\$0.00	\$35,923.01	143.69	\$30,456.43	79.99
Registration Fees	\$12,188.00	\$12,993.00	\$2,437.95	\$15,430.95	126.61	\$10,609.00	100
Travel-In State	\$9,155.35	\$7,219.69	\$838.72	\$8,058.41	88.02	\$3,546.37	88.09
Travel-In State Mileage	\$9,300.00	\$4,706.32	\$589.95	\$5,296.27	56.95	\$8,130.61	92.02
Travel-In State-Admin	\$0.00	\$0.00	\$0.00	\$0.00	0	\$1,519.59	100
Travel-Out of State	\$8,903.77	\$6,272.17	\$2,318.69	\$8,590.86	96.49	\$14,049.56	93.27
	\$70,141.00	\$73,803.15	\$6,185.31	\$79,988.46	114.04	\$76,475.42	88.78
Fixed Charges							
Collection Co Charges	\$1,000.00	\$16.66	\$0.00	\$16.66	1.67	\$5,478.19	100
Credit Card Fees	\$27,000.00	\$24,181.24	\$0.00	\$24,181.24	89.56	\$20,618.18	95.46
Equipment Rental	\$30,000.00	\$17,589.64	\$0.00	\$17,589.64	58.63	\$29,729.25	87.92
Graduation Expense	\$18,000.00	\$11,367.30	\$0.00	\$11,367.30	63.15	\$19,338.81	63.63
Install Pymt Lease/Purch	\$0.00	\$2,474.58	\$0.00	\$2,474.58	0	\$0.00	0
	\$76,000.00	\$55,629.42	\$0.00	\$55,629.42	73.2	\$75,164.43	84.62
Utilities							
Internet	\$13,800.00	\$12,232.66	\$245.00	\$12,477.66	90.42	\$13,307.89	89.57
Telephone	\$600.00	\$0.00	\$0.00	\$0.00	0	\$845.21	88.16
	\$14,400.00	\$12,232.66	\$245.00	\$12,477.66	86.65	\$14,153.10	89.49
Capital Outlay							
Equipment-Instructional	\$0.00	\$0.00	\$0.00	\$0.00	0	\$0.00	0
Equipment-Office	\$0.00	\$76,605.00	\$0.00	\$76,605.00	0	\$0.00	0
	\$0.00	\$76,605.00	\$0.00	\$76,605.00	0	\$0.00	0
Financial Aid Expense							
Financial Aid	\$240,000.00	\$212,801.80	\$0.00	\$212,801.80	88.67	\$249,898.46	56.13
	\$240,000.00	\$212,801.80	\$0.00	\$212,801.80	88.67	\$249,898.46	56.13
Chargeback Expense							
Chargeback Expense	\$25,000.00	\$49,795.11	\$0.00	\$49,795.11	199.18	\$18,795.29	59.12

Expenses by Fund

	Budget 1617	Actual YTD as of 5/31/2017	Encumbered as of 5/31/2017	Total Expenses YTD	%	Prior YTD Expenses	Pr YTD %
Fund 01-Education Fund							
Chargeback Expense							
	\$25,000.00	\$49,795.11	\$0.00	\$49,795.11	199.18	\$18,795.29	59.12
Tuition Adjustments							
Illinois Veterans Grants	\$72,000.00	\$65,231.00	\$0.00	\$65,231.00	90.6	\$68,425.00	104.71
Tuition Waiver	\$340,000.00	\$316,422.94	\$0.00	\$316,422.94	93.07	\$404,101.46	100.12
Unfunded ING/MIA/POW	\$30,000.00	\$34,456.00	\$0.00	\$34,456.00	114.85	\$31,561.05	47.97
	\$442,000.00	\$416,109.94	\$0.00	\$416,109.94	94.14	\$504,087.51	97.48
Other Expense							
Bank Service Charges	\$7,500.00	\$6,383.23	\$22.00	\$6,405.23	85.4	\$7,999.56	90.53
Contributions	\$118,000.00	\$99,200.00	\$0.00	\$99,200.00	84.07	\$136,897.99	73.88
Expense-Other	\$3,000.00	\$1,383.48	\$0.00	\$1,383.48	46.12	\$4,315.06	99.78
	\$128,500.00	\$106,966.71	\$22.00	\$106,988.71	83.26	\$149,212.61	75.52
Transfers							
Transfer Out	\$85,000.00	\$97,090.75	\$0.00	\$97,090.75	114.22	\$214,794.43	18.76
	\$85,000.00	\$97,090.75	\$0.00	\$97,090.75	114.22	\$214,794.43	18.76
Total Expense Fund 01	\$14,041,211.00	\$12,772,081.35	\$57,739.20	\$12,829,820.55	91.37	\$14,842,532.4	89.2
Fund 02-Operations & Maintenance							
Salaries							
Administrative Staff Sal	\$32,624.00	\$27,772.34	\$0.00	\$27,772.34	85.13	\$42,521.39	110.01
Custodial, Maint Stf Sal	\$125,927.00	\$109,647.57	\$0.00	\$109,647.57	87.07	\$154,784.37	93.1
F/T Classified Salary	\$26,202.00	\$23,428.34	\$0.00	\$23,428.34	89.41	\$16,936.31	86.96
Overtime Wages	\$4,000.00	\$1,781.24	\$0.00	\$1,781.24	44.53	\$4,411.62	100
Professional/Tech Salary	\$12,896.00	\$10,777.54	\$0.00	\$10,777.54	83.57	\$29,764.55	90.27
Supervisory Staff Salary	\$81,059.00	\$72,878.37	\$0.00	\$72,878.37	89.91	\$105,901.09	90.98
	\$282,708.00	\$246,285.40	\$0.00	\$246,285.40	87.12	\$354,319.33	94.05
Employee Benefits							
Group Dental Ins	\$2,660.00	\$2,441.99	\$0.00	\$2,441.99	91.8	\$3,381.45	92.32
Group LTD Ins	\$697.00	\$637.19	\$0.00	\$637.19	91.42	\$904.01	92.27
Group Life Ins	\$1,137.00	\$1,040.08	\$0.00	\$1,040.08	91.48	\$1,475.72	92.27
Group Medical Ins	\$72,890.00	\$73,459.69	\$0.00	\$73,459.69	100.78	\$92,672.86	92.27
SURS-RetireeHealthContri	\$1,394.00	\$1,284.14	\$0.00	\$1,284.14	92.12	\$1,812.91	92.29
Staff/Family Waivers	\$5,500.00	\$2,064.00	\$0.00	\$2,064.00	37.53	\$5,057.00	100
	\$84,278.00	\$80,927.09	\$0.00	\$80,927.09	96.02	\$105,303.95	92.64
Contractual Services							
Building Repair/Maint	\$10,897.00	\$16,697.61	\$0.00	\$16,697.61	153.23	\$0.00	0
Contractual-Other	\$18,690.00	\$14,988.41	\$956.62	\$15,945.03	85.31	\$12,416.68	96.13
Custodial Services	\$390,780.00	\$369,676.75	\$39,271.00	\$408,947.75	104.65	\$369,141.10	91.67
Equip Repair/Maint Agree	\$76,785.00	\$71,174.29	\$4,557.20	\$75,731.49	98.63	\$68,480.11	95.88
Grounds Maintenance	\$7,425.00	\$4,134.88	\$0.00	\$4,134.88	55.69	\$8,486.59	94.18
Pest Control	\$12,000.00	\$12,433.64	\$855.00	\$13,288.64	110.74	\$11,121.53	90.92
Security	\$9,534.00	\$8,120.51	\$335.44	\$8,455.95	88.69	\$10,293.55	88.58
Telephone Maint Agree	\$2,000.00	\$0.00	\$0.00	\$0.00	0	\$7,299.79	80.23
	\$528,111.00	\$497,226.09	\$45,975.26	\$543,201.35	102.86	\$487,239.35	92.17
Materials & Supplies							
Advertising	\$100.00	\$46.72	\$51.10	\$97.82	97.82	\$116.51	56.14
Computer Software	\$0.00	\$0.00	\$0.00	\$0.00	0	\$29.95	100
Maintenance Supplies	\$88,050.00	\$43,573.16	\$4,697.71	\$48,270.87	54.82	\$110,337.34	78.44
Materials	\$700.00	\$124.36	\$0.00	\$124.36	17.77	\$315.42	100
Office Supplies	\$1,200.00	\$990.42	\$0.00	\$990.42	82.54	\$1,396.46	80.19
Postage	\$0.00	\$0.00	\$0.00	\$0.00	0	\$169.03	82.12
Printing	\$450.00	\$409.95	\$0.00	\$409.95	91.1	\$714.68	92.83

Expenses by Fund

	Budget 1617	Actual YTD as of 5/31/2017	Encumbered as of 5/31/2017	Total Expenses YTD	%	Prior YTD Expenses	Pr YTD %
Fund 02-Operations & Maintenance							
Materials & Supplies							
Publications & Dues	\$450.00	\$549.00	\$0.00	\$549.00	122	\$1,158.36	94.71
Uniforms	\$5,000.00	\$3,338.05	\$143.00	\$3,481.05	69.62	\$2,407.44	90.65
Vehicle Expense	\$18,600.00	\$9,844.94	\$213.86	\$10,058.80	54.08	\$12,920.05	86.29
Wind Turbine Maintenance	\$5,500.00	\$9,015.17	\$0.00	\$9,015.17	163.91	\$6,646.62	100
	<u>\$120,050.00</u>	<u>\$67,891.77</u>	<u>\$5,105.67</u>	<u>\$72,997.44</u>	60.81	<u>\$136,211.86</u>	80.72
Conference & Meeting Exp							
Meeting Expense	\$150.00	\$24.43	\$0.00	\$24.43	16.29	\$139.25	100
Registration Fees	\$300.00	\$150.00	\$0.00	\$150.00	50	\$149.00	0
Travel-In State	\$500.00	\$28.05	\$0.00	\$28.05	5.61	\$28.60	100
	<u>\$950.00</u>	<u>\$202.48</u>	<u>\$0.00</u>	<u>\$202.48</u>	21.31	<u>\$316.85</u>	52.97
Fixed Charges							
Equipment Rental	\$280.00	\$278.85	\$0.00	\$278.85	99.59	\$478.60	100
Facility Rental	\$133,105.00	\$121,960.43	\$11,136.61	\$133,097.04	99.99	\$132,891.00	91.76
Install Pymt Lease/Purch	\$169,880.00	\$156,857.38	\$1,914.13	\$158,771.51	93.46	\$76,002.96	96.48
Interest Expense	\$6,000.00	\$5,707.18	\$0.00	\$5,707.18	95.12	\$3,990.41	0
Property Taxes	\$17,400.00	\$22,752.33	\$0.00	\$22,752.33	130.76	\$27,905.26	100
	<u>\$326,665.00</u>	<u>\$307,556.17</u>	<u>\$13,050.74</u>	<u>\$320,606.91</u>	98.15	<u>\$241,268.23</u>	92.7
Utilities							
Electricity and Nat Gas	\$362,890.00	\$338,536.38	\$0.00	\$338,536.38	93.29	\$393,906.90	84.4
Internet	\$4,200.00	\$2,458.08	\$404.30	\$2,862.38	68.15	\$1,690.45	100
Propane	\$1,000.00	\$0.00	\$0.00	\$0.00	0	\$304.90	100
Refuse Disposal	\$20,480.00	\$13,040.87	\$315.94	\$13,356.81	65.22	\$20,128.74	87.44
Telephone	\$37,500.00	\$32,962.93	\$886.75	\$33,849.68	90.27	\$39,381.78	84.87
Water, Sewage	\$28,100.00	\$30,710.13	\$424.24	\$31,134.37	110.8	\$36,418.66	81.65
	<u>\$454,170.00</u>	<u>\$417,708.39</u>	<u>\$2,031.23</u>	<u>\$419,739.62</u>	92.42	<u>\$491,831.43</u>	84.42
Capital Outlay							
Building Improvements	\$0.00	\$0.00	\$0.00	\$0.00	0	\$0.00	0
Equipment-Service	\$2,075.00	\$2,075.00	\$0.00	\$2,075.00	100	\$269,399.14	2.48
	<u>\$2,075.00</u>	<u>\$2,075.00</u>	<u>\$0.00</u>	<u>\$2,075.00</u>	100	<u>\$269,399.14</u>	2.48
Total Expense Fund 02	\$1,799,007.00	\$1,619,872.39	\$66,162.90	\$1,686,035.29	93.72	\$2,085,890.14	78.41
Fund 03-Oper & Maint Restricted							
Contractual Services							
Building Repair/Maint	\$0.00	\$8,300.00	\$1,003.67	\$9,303.67	0	\$0.00	0
Contractual-Other	\$0.00	\$0.00	\$0.00	\$0.00	0	\$9,870.00	100
	<u>\$0.00</u>	<u>\$8,300.00</u>	<u>\$1,003.67</u>	<u>\$9,303.67</u>	0	<u>\$9,870.00</u>	100
Materials & Supplies							
Materials	\$0.00	\$0.00	\$0.00	\$0.00	0	\$5,353.26	100
	<u>\$0.00</u>	<u>\$0.00</u>	<u>\$0.00</u>	<u>\$0.00</u>	0	<u>\$5,353.26</u>	100
Capital Outlay							
Building Improvements	\$574,400.00	\$225,064.66	\$50,353.09	\$275,417.75	47.95	\$1,097,812.78	99.98
Equipment-Service	\$57,000.00	\$34,787.43	\$2,234.00	\$37,021.43	64.95	\$21,971.00	0
	<u>\$631,400.00</u>	<u>\$259,852.09</u>	<u>\$52,587.09</u>	<u>\$312,439.18</u>	49.48	<u>\$1,119,783.78</u>	98.02
Total Expense Fund 03	\$631,400.00	\$268,152.09	\$53,590.76	\$321,742.85	50.96	\$1,135,007.04	98.04
Fund 04-Bond & Interest Fund							
Contractual Services							
Contractual-Other	\$0.00	\$0.00	\$0.00	\$0.00	0	\$0.00	0
	<u>\$0.00</u>	<u>\$0.00</u>	<u>\$0.00</u>	<u>\$0.00</u>	0	<u>\$0.00</u>	0

Expenses by Fund

	Budget 1617	Actual YTD as of 5/31/2017	Encumbered as of 5/31/2017	Total Expenses YTD	%	Prior YTD Expenses	Pr YTD %
Fund 04-Bond & Interest Fund							
Fixed Charges							
Defeasance Bonds Payable	\$2,450,000.00	\$2,450,000.00	\$0.00	\$2,450,000.00	100	\$1,635,000.00	100
Interest Expense	\$842,596.00	\$835,856.11	\$0.00	\$835,856.11	99.2	\$786,076.25	100
	<u>\$3,292,596.00</u>	<u>\$3,285,856.11</u>	<u>\$0.00</u>	<u>\$3,285,856.11</u>	<u>99.8</u>	<u>\$2,421,076.25</u>	<u>100</u>
Financial Aid Expense							
Financial Aid	\$3,000.00	\$3,000.00	\$0.00	\$3,000.00	100	\$2,500.00	100
	<u>\$3,000.00</u>	<u>\$3,000.00</u>	<u>\$0.00</u>	<u>\$3,000.00</u>	<u>100</u>	<u>\$2,500.00</u>	<u>100</u>
Total Expense Fund 04	\$3,295,596.00	\$3,288,856.11	\$0.00	\$3,288,856.11	99.8	\$2,423,576.25	100
Fund 05-Auxiliary Enterprises							
Salaries							
Academic Support-PT	\$1,500.00	\$1,500.00	\$0.00	\$1,500.00	100	\$2,650.00	62.26
Administrative Staff Sal	\$119,118.00	\$107,634.29	\$0.00	\$107,634.29	90.36	\$131,746.71	87.73
Classified-Temporary	\$1,200.00	\$1,167.38	\$0.00	\$1,167.38	97.28	\$0.00	0
F/T Classified Salary	\$123,064.00	\$93,827.11	\$0.00	\$93,827.11	76.24	\$120,549.76	92.06
LabFacilitators	\$12,625.00	\$15,033.41	\$0.00	\$15,033.41	119.08	\$13,742.62	93.6
Overtime Wages	\$1,825.00	\$2,170.44	\$0.00	\$2,170.44	118.93	\$4,927.09	97.72
P/T Classified Salary	\$300.00	\$302.38	\$0.00	\$302.38	100.79	\$0.00	0
P/T Faculty Salary	\$91,500.00	\$82,930.42	\$0.00	\$82,930.42	90.63	\$87,029.07	95.21
P/T Faculty-Summer Sal	\$24,750.00	\$28,692.00	\$0.00	\$28,692.00	115.93	\$39,749.84	80.28
Professional/Tech Salary	\$165,032.00	\$110,763.69	\$0.00	\$110,763.69	67.12	\$123,921.26	89.49
Professional/Tech-PT	\$43,990.00	\$69,673.53	\$0.00	\$69,673.53	158.38	\$92,056.46	92.95
Professional/Tech-Temp	\$2,100.00	\$2,738.65	\$0.00	\$2,738.65	130.41	\$2,395.64	100
Student Workers Salary	\$37,875.00	\$35,377.32	\$0.00	\$35,377.32	93.41	\$39,112.29	91.57
Subs Instructors Salary	\$0.00	\$556.00	\$0.00	\$556.00	0	\$319.41	81.22
Supervisory Staff Salary	\$46,112.00	\$39,919.70	\$0.00	\$39,919.70	86.57	\$45,173.27	93.57
	<u>\$670,991.00</u>	<u>\$592,286.32</u>	<u>\$0.00</u>	<u>\$592,286.32</u>	<u>88.27</u>	<u>\$703,373.42</u>	<u>90.69</u>
Employee Benefits							
FICA-Social Security	\$639.00	\$760.68	\$0.00	\$760.68	119.04	\$1,313.53	93.92
Group Dental Ins	\$4,505.00	\$3,338.75	\$0.00	\$3,338.75	74.11	\$4,684.93	92.11
Group LTD Ins	\$1,123.00	\$951.17	\$0.00	\$951.17	84.7	\$1,191.93	91.69
Group Life Ins	\$1,838.00	\$1,572.57	\$0.00	\$1,572.57	85.56	\$1,939.69	91.66
Group Medical Ins	\$133,330.00	\$112,351.14	\$0.00	\$112,351.14	84.27	\$143,204.31	92.41
Medicare	\$361.00	\$360.73	\$0.00	\$360.73	99.93	\$495.45	89.88
SURS-RetireeHealthContri	\$2,032.00	\$1,863.74	\$0.00	\$1,863.74	91.72	\$2,206.18	91.47
Staff/Family Waivers	\$5,000.00	\$5,955.00	\$0.00	\$5,955.00	119.1	\$10,752.00	94
Workers Compensation	\$0.00	\$0.00	\$0.00	\$0.00	0	\$0.89	100
	<u>\$148,828.00</u>	<u>\$127,153.78</u>	<u>\$0.00</u>	<u>\$127,153.78</u>	<u>85.44</u>	<u>\$165,788.91</u>	<u>92.48</u>
Contractual Services							
Contractual-Other	\$47,145.00	\$43,621.86	\$0.00	\$43,621.86	92.53	\$82,072.83	91.18
Custodial Services	\$205.00	\$0.00	\$0.00	\$0.00	0	\$0.00	0
Equip Repair/Maint Agree	\$1,050.00	\$2,501.06	\$0.00	\$2,501.06	238.2	\$996.65	100
Meals	\$22,550.00	\$19,609.52	\$0.00	\$19,609.52	86.96	\$24,271.34	72.56
Royalties	\$900.00	\$468.00	\$0.00	\$468.00	52	\$586.14	100
Snacks and Milk	\$6,000.00	\$3,146.50	\$609.30	\$3,755.80	62.6	\$5,560.83	87.44
Student Development	\$1,000.00	\$788.65	\$698.00	\$1,486.65	148.67	\$21,205.51	40.89
	<u>\$78,850.00</u>	<u>\$70,135.59</u>	<u>\$1,307.30</u>	<u>\$71,442.89</u>	<u>90.61</u>	<u>\$134,693.30</u>	<u>79.86</u>
Materials & Supplies							
Advertising	\$22,800.00	\$13,043.61	\$0.00	\$13,043.61	57.21	\$31,883.60	85.51
Computer Software	\$0.00	\$0.00	\$0.00	\$0.00	0	\$3,473.65	100
Frequent Purchase Discnt	\$1,600.00	\$737.57	\$0.00	\$737.57	46.1	\$1,492.49	99.8
Instructional Supplies	\$69,675.00	\$69,617.27	\$4,990.43	\$74,607.70	107.08	\$71,548.17	91.07
Maintenance Supplies	\$150.00	\$0.00	\$0.00	\$0.00	0	\$0.00	0
Materials	\$76,987.00	\$47,871.06	\$30.13	\$47,901.19	62.22	\$62,380.87	97.75

Expenses by Fund

	Budget 1617	Actual YTD as of 5/31/2017	Encumbered as of 5/31/2017	Total Expenses YTD	%	Prior YTD Expenses	Pr YTD %
Fund 05-Auxiliary Enterprises							
Materials & Supplies							
Non Consumable Supplies	\$75.00	\$59.96	\$0.00	\$59.96	79.95	\$0.00	0
Office Supplies	\$4,200.00	\$2,460.35	\$0.00	\$2,460.35	58.58	\$3,418.11	95.33
Postage	\$18,550.00	\$17,829.70	\$0.00	\$17,829.70	96.12	\$18,863.88	97.03
Printing	\$5,320.00	\$2,871.64	\$0.00	\$2,871.64	53.98	\$17,743.27	90.26
Publications & Dues	\$4,840.00	\$6,663.79	\$0.00	\$6,663.79	137.68	\$4,530.00	99.23
Repair Materials & Suppl	\$500.00	\$4,042.54	\$0.00	\$4,042.54	808.51	\$972.03	100
Vehicle Expense	\$9,450.00	\$6,873.69	\$0.00	\$6,873.69	72.74	\$9,817.89	82.99
	<u>\$214,147.00</u>	<u>\$172,071.18</u>	<u>\$5,020.56</u>	<u>\$177,091.74</u>	82.7	<u>\$226,123.96</u>	92.67
Conference & Meeting Exp							
Meeting Expense	\$730.00	\$136.00	\$0.00	\$136.00	18.63	\$154.57	100
Registration Fees	\$2,310.00	\$535.30	\$0.00	\$535.30	23.17	\$2,487.00	100
Travel-In State	\$2,100.00	\$1,448.93	\$0.00	\$1,448.93	69	\$1,187.46	100
Travel-Out of State	\$0.00	\$0.00	\$0.00	\$0.00	0	\$69.45	100
	<u>\$5,140.00</u>	<u>\$2,120.23</u>	<u>\$0.00</u>	<u>\$2,120.23</u>	41.25	<u>\$3,898.48</u>	100
Fixed Charges							
Credit Card Fees	\$6,400.00	\$8,423.62	\$0.00	\$8,423.62	131.62	\$6,953.26	98.46
Equipment Rental	\$77,200.00	\$58,083.62	\$2,000.00	\$60,083.62	77.83	\$50,194.00	97.02
Install Pymt Lease/Purch	\$0.00	\$1,447.45	\$0.00	\$1,447.45	0	\$21,822.88	63.38
Interest Expense	\$0.00	\$0.00	\$0.00	\$0.00	0	\$255.31	100
	<u>\$83,600.00</u>	<u>\$67,954.69</u>	<u>\$2,000.00</u>	<u>\$69,954.69</u>	83.68	<u>\$79,225.45</u>	87.89
Utilities							
Electricity and Nat Gas	\$0.00	\$0.00	\$0.00	\$0.00	0	\$117.98	100
Refuse Disposal	\$120.00	\$219.71	\$0.00	\$219.71	183.09	\$0.00	0
	<u>\$120.00</u>	<u>\$219.71</u>	<u>\$0.00</u>	<u>\$219.71</u>	183.09	<u>\$117.98</u>	100
Capital Outlay							
Depreciation-BuildImprov	\$0.00	\$0.00	\$0.00	\$0.00	0	\$10,333.33	0
	<u>\$0.00</u>	<u>\$0.00</u>	<u>\$0.00</u>	<u>\$0.00</u>	0	<u>\$10,333.33</u>	0
Financial Aid Expense							
Financial Aid	\$500.00	\$0.00	\$0.00	\$0.00	0	\$0.00	0
	<u>\$500.00</u>	<u>\$0.00</u>	<u>\$0.00</u>	<u>\$0.00</u>	0	<u>\$0.00</u>	0
Other Expense							
Depreciation Expense	\$0.00	\$0.00	\$0.00	\$0.00	0	(\$0.08)	0
Donations/Gifts	\$1,000.00	\$1,077.00	\$0.00	\$1,077.00	107.7	\$2,310.00	100
Expense-Other	\$575.00	\$595.69	\$0.00	\$595.69	103.6	\$681.60	100
Sales Tax	\$2,075.00	\$14.00	\$0.00	\$14.00	0.67	\$14.00	100
	<u>\$3,650.00</u>	<u>\$1,686.69</u>	<u>\$0.00</u>	<u>\$1,686.69</u>	46.21	<u>\$3,005.52</u>	100
Total Expense Fund 05	\$1,205,826.00	\$1,033,628.19	\$8,327.86	\$1,041,956.05	86.41	\$1,326,560.35	89.33
Fund 06-Restricted Purposes Fund							
Salaries							
Academic Support-PT	\$0.00	\$0.00	\$0.00	\$0.00	0	\$2,565.00	100
Administrative Staff Sal	\$82,603.00	\$74,405.95	\$0.00	\$74,405.95	90.08	\$128,322.22	94.28
F/T Classified Salary	\$144,219.82	\$104,084.48	\$0.00	\$104,084.48	72.17	\$145,936.77	94.14
F/T Faculty Salary	\$42,300.00	\$45,070.30	\$0.00	\$45,070.30	106.55	\$241,328.20	98.3
F/T Faculty-Summer Sal	\$6,909.00	\$0.00	\$0.00	\$0.00	0	\$0.00	0
FWSP Workers Salary	\$65,800.00	\$38,410.81	\$0.00	\$38,410.81	58.38	\$55,028.53	95.79
Faculty Curriculum Dev	\$0.00	\$0.00	\$0.00	\$0.00	0	\$894.98	100
Faculty Tutors Salary	\$7,402.00	\$825.92	\$0.00	\$825.92	11.16	\$5,238.40	72.78
Interpreter Salary	\$22,102.00	(\$2,859.00)	\$0.00	(\$2,859.00)	-12.94	\$0.00	0
Overtime Wages	\$0.00	\$0.00	\$0.00	\$0.00	0	\$62.64	100
P/T Classified Salary	\$58,243.00	\$55,456.70	\$0.00	\$55,456.70	95.22	\$58,523.51	93.59

Expenses by Fund

	Budget 1617	Actual YTD as of 5/31/2017	Encumbered as of 5/31/2017	Total Expenses YTD	%	Prior YTD Expenses	Pr YTD %
Fund 06-Restricted Purposes Fund							
Salaries							
P/T Faculty Salary	\$118,987.00	\$93,361.36	\$0.00	\$93,361.36	78.46	\$84,414.65	90.04
P/T Faculty-Summer Sal	\$0.00	\$0.00	\$0.00	\$0.00	0	\$2,640.00	100
Professional/Tech Salary	\$170,757.00	\$141,905.94	\$0.00	\$141,905.94	83.1	\$147,567.84	91.26
Professional/Tech-PT	\$20,839.82	\$8,127.00	\$0.00	\$8,127.00	39	\$17,157.50	90.21
Stipend	\$4,500.00	\$2,750.00	\$0.00	\$2,750.00	61.11	\$0.00	0
Student Tutors Salary	\$1,300.00	\$0.00	\$0.00	\$0.00	0	\$0.00	0
Student Workers Salary	\$3,300.00	\$0.00	\$0.00	\$0.00	0	\$792.00	100
Subs Instructors Salary	\$0.00	\$440.31	\$0.00	\$440.31	0	\$600.00	100
Supervisory Staff Salary	\$125,279.32	\$91,871.77	\$0.00	\$91,871.77	73.33	\$183,427.80	96.18
	<u>\$874,541.96</u>	<u>\$653,851.54</u>	<u>\$0.00</u>	<u>\$653,851.54</u>	<u>74.77</u>	<u>\$1,074,500.04</u>	<u>94.65</u>
Employee Benefits							
EmployeeBenefitsTotal	\$0.00	\$0.00	\$0.00	\$0.00	0	(\$3,057.00)	0
FICA-Social Security	\$5,499.51	\$3,672.64	\$0.00	\$3,672.64	66.78	\$2,817.38	85.74
Grants Share of SURS	\$50,145.34	\$40,528.46	\$0.00	\$40,528.46	80.82	\$44,868.81	91.09
Group Dental Ins	\$5,032.44	\$4,186.51	\$0.00	\$4,186.51	83.19	\$7,627.15	95.13
Group LTD Ins	\$1,657.84	\$1,120.44	\$0.00	\$1,120.44	67.58	\$2,040.26	95.13
Group Life Ins	\$2,644.42	\$1,828.81	\$0.00	\$1,828.81	69.16	\$3,291.81	95.08
Group Medical Ins	\$169,012.70	\$121,206.08	\$0.00	\$121,206.08	71.71	\$218,470.92	95.49
Medicare	\$10,841.15	\$8,439.25	\$0.00	\$8,439.25	77.84	\$13,467.09	94.47
SURS-RetireeHealthContri	\$2,935.44	\$2,276.27	\$0.00	\$2,276.27	77.54	\$4,159.47	95.23
Unemployment Insurance	\$1,134.00	\$850.00	\$0.00	\$850.00	74.96	\$9,960.13	99
Workers Compensation	\$6,138.79	\$3,886.31	\$0.00	\$3,886.31	63.31	\$4,543.28	93.13
	<u>\$255,041.63</u>	<u>\$187,994.77</u>	<u>\$0.00</u>	<u>\$187,994.77</u>	<u>73.71</u>	<u>\$308,189.30</u>	<u>94.73</u>
Contractual Services							
Assessment Fees	\$500.00	\$0.00	\$0.00	\$0.00	0	\$0.00	0
Audit Services	\$6,250.00	\$4,350.00	\$0.00	\$4,350.00	69.6	\$4,950.00	100
Contractual-Other	\$56,884.50	\$81,962.56	\$0.00	\$81,962.56	144.09	\$62,981.98	73.8
Contractual-RCC	\$500.00	\$500.00	\$0.00	\$500.00	100	\$0.00	0
Equip Repair/Maint Agree	\$530.00	\$109.00	\$0.00	\$109.00	20.57	\$1,885.06	100
Meals	\$0.00	\$0.00	\$0.00	\$0.00	0	\$950.00	100
Participant Supplies	\$11,342.00	\$3,958.65	\$4,500.00	\$8,458.65	74.58	\$7,829.14	67.36
Staff Development	\$1,300.00	\$493.82	\$0.00	\$493.82	37.99	\$762.04	100
Stipends	\$142,000.00	\$98,633.70	\$0.00	\$98,633.70	69.46	\$66,403.50	79.86
Testing	\$3,900.00	\$1,715.00	\$0.00	\$1,715.00	43.97	\$895.00	100
	<u>\$223,206.50</u>	<u>\$191,722.73</u>	<u>\$4,500.00</u>	<u>\$196,222.73</u>	<u>87.91</u>	<u>\$146,656.72</u>	<u>77.88</u>
Materials & Supplies							
Advertising	\$19,500.00	\$18,227.60	\$0.00	\$18,227.60	93.47	\$25,259.10	100
Books-Library Collection	\$10,000.00	\$8,295.00	\$0.00	\$8,295.00	82.95	\$0.00	0
Computer Software	\$5,134.00	\$4,833.33	\$0.00	\$4,833.33	94.14	\$5,062.50	0
Instructional Supplies	\$46,208.50	\$45,042.09	\$1,283.40	\$46,325.49	100.25	\$38,580.61	82.34
Materials	\$59,026.81	\$24,466.51	\$0.00	\$24,466.51	41.45	\$31,762.61	94.83
Office Supplies	\$2,899.00	\$1,279.90	\$0.00	\$1,279.90	44.15	\$1,663.83	85.15
Postage	\$1,115.00	\$257.89	\$0.00	\$257.89	23.13	\$1,830.24	71.33
Printing	\$4,125.00	\$3,228.65	\$582.48	\$3,811.13	92.39	\$5,813.20	83.45
Publications & Dues	\$7,425.00	\$6,850.00	\$0.00	\$6,850.00	92.26	\$4,055.00	100
Reference Materials	\$0.00	\$0.00	\$0.00	\$0.00	0	\$0.00	0
	<u>\$155,433.31</u>	<u>\$112,480.97</u>	<u>\$1,865.88</u>	<u>\$114,346.85</u>	<u>73.57</u>	<u>\$114,027.09</u>	<u>86.62</u>
Conference & Meeting Exp							
Meeting Expense	\$5,100.00	\$7,649.62	\$0.00	\$7,649.62	149.99	\$4,332.68	95.99
Registration Fees	\$8,601.00	\$3,013.00	\$599.00	\$3,612.00	42	\$7,600.09	100
Travel-In State	\$23,985.65	\$13,040.92	\$1,602.00	\$14,642.92	61.05	\$14,057.27	95.62
Travel-Out of State	\$19,286.40	\$9,724.08	\$0.00	\$9,724.08	50.42	\$17,612.58	92.18

Expenses by Fund

	Budget 1617	Actual YTD as of 5/31/2017	Encumbered as of 5/31/2017	Total Expenses YTD	%	Prior YTD Expenses	Pr YTD %
Fund 06-Restricted Purposes Fund							
Conference & Meeting Exp							
	\$56,973.05	\$33,427.62	\$2,201.00	\$35,628.62	62.54	\$43,602.62	95.03
Fixed Charges							
Accounting Services	\$3,800.00	\$2,000.00	\$0.00	\$2,000.00	52.63	\$4,000.00	87.5
Equipment Rental	\$5,000.00	\$3,415.58	\$0.00	\$3,415.58	68.31	\$12,080.99	106.45
Facility Rental	\$23,216.00	\$21,187.00	\$250.00	\$21,437.00	92.34	\$21,150.00	91.94
Indirect Expense	\$38,884.00	\$31,253.44	\$0.00	\$31,253.44	80.38	\$42,860.33	92.96
	\$70,900.00	\$57,856.02	\$250.00	\$58,106.02	81.95	\$80,091.32	94.45
Utilities							
Telephone	\$2,880.00	\$2,080.38	\$259.62	\$2,340.00	81.25	\$3,104.77	85.12
	\$2,880.00	\$2,080.38	\$259.62	\$2,340.00	81.25	\$3,104.77	85.12
Capital Outlay							
Equipment-Instructional	\$101,261.00	\$73,436.11	\$17,991.25	\$91,427.36	90.29	\$151,655.36	73.54
Equipment-Office	\$2,803.00	\$4,184.76	\$0.00	\$4,184.76	149.3	\$0.00	0
	\$104,064.00	\$77,620.87	\$17,991.25	\$95,612.12	91.88	\$151,655.36	73.54
Financial Aid Expense							
Financial Aid	\$6,975,092.00	\$6,145,170.69	\$0.00	\$6,145,170.69	88.1	\$7,196,522.82	95.13
	\$6,975,092.00	\$6,145,170.69	\$0.00	\$6,145,170.69	88.1	\$7,196,522.82	95.13
Transfers							
Transfer Out	\$0.00	\$13,686.25	\$0.00	\$13,686.25	0	(\$59.75)	0
	\$0.00	\$13,686.25	\$0.00	\$13,686.25	0	(\$59.75)	0
Total Expense Fund 06	\$8,718,132.45	\$7,475,891.84	\$27,067.75	\$7,502,959.59	86.06	\$9,118,290.29	94.31
Fund 07-Working Cash Fund							
Transfers							
Transfer Out	\$5,000.00	\$17,997.12	\$0.00	\$17,997.12	359.94	\$9,462.43	67.71
	\$5,000.00	\$17,997.12	\$0.00	\$17,997.12	359.94	\$9,462.43	67.71
Total Expense Fund 07	\$5,000.00	\$17,997.12	\$0.00	\$17,997.12	359.9	\$9,462.43	67.71
Fund 10-Trust & Agency Fund							
Contractual Services							
Contractual-Other	\$47,770.00	\$22,205.58	\$39.26	\$22,244.84	46.57	\$29,819.16	99.97
Meals	\$0.00	\$450.00	\$0.00	\$450.00	0	\$0.00	0
Student Development	\$0.00	\$482.00	\$0.00	\$482.00	0	\$230.00	100
	\$47,770.00	\$23,137.58	\$39.26	\$23,176.84	48.52	\$30,049.16	99.97
Materials & Supplies							
Event Expense	\$17,000.00	\$12,593.67	\$0.00	\$12,593.67	74.08	\$6,253.24	96.53
Instructional Supplies	\$0.00	\$0.00	\$0.00	\$0.00	0	\$235.91	100
Maintenance Supplies	\$0.00	\$0.00	\$0.00	\$0.00	0	\$50.88	100
Materials	\$4,230.00	\$5,908.78	\$0.00	\$5,908.78	139.69	\$10,376.04	92.58
Office Supplies	\$25.00	\$696.12	\$0.00	\$696.12	2784.4	\$971.13	62.95
Postage	\$800.00	\$432.23	\$0.00	\$432.23	54.03	\$631.47	95.95
Printing	\$5,600.00	\$6,229.47	\$0.00	\$6,229.47	111.24	\$5,869.57	98.79
Publications & Dues	\$2,700.00	\$3,194.00	\$0.00	\$3,194.00	118.3	\$5,310.40	98.12
	\$30,355.00	\$29,054.27	\$0.00	\$29,054.27	95.71	\$29,698.64	94.8
Conference & Meeting Exp							
Meeting Expense	\$3,825.00	\$4,641.54	\$0.00	\$4,641.54	121.35	\$3,407.18	98.16
Registration Fees	\$1,050.00	\$2,748.00	\$0.00	\$2,748.00	261.71	\$3,881.00	100
Travel-In State	\$3,350.00	\$5,973.96	\$0.00	\$5,973.96	178.33	\$5,143.99	97.74
Travel-Out of State	\$0.00	\$443.00	\$0.00	\$443.00	0	\$2,700.03	100

Expenses by Fund

	Budget 1617	Actual YTD as of 5/31/2017	Encumbered as of 5/31/2017	Total Expenses YTD	%	Prior YTD Expenses	Pr YTD %
Fund 10-Trust & Agency Fund							
Conference & Meeting Exp							
	\$8,225.00	\$13,806.50	\$0.00	\$13,806.50	167.86	\$15,132.20	98.82
Capital Outlay							
Equipment-Office	\$0.00	\$0.00	\$0.00	\$0.00	0	\$674.96	100
	\$0.00	\$0.00	\$0.00	\$0.00	0	\$674.96	100
Other Expense							
Donations/Gifts	\$2,350.00	\$3,974.90	\$0.00	\$3,974.90	169.14	\$5,627.51	100
Expense-Other	\$0.00	\$45.00	\$0.00	\$45.00	0	\$0.00	0
	\$2,350.00	\$4,019.90	\$0.00	\$4,019.90	171.06	\$5,627.51	100
Transfers							
Transfer Out	\$0.00	\$1,975.00	\$0.00	\$1,975.00	0	\$980.00	100
	\$0.00	\$1,975.00	\$0.00	\$1,975.00	0	\$980.00	100
Total Expense Fund 10	\$88,700.00	\$71,993.25	\$39.26	\$72,032.51	81.21	\$82,162.47	97.89
Fund 11-Audit Fund							
Salaries							
Administrative Staff Sal	\$13,139.00	\$12,314.94	\$0.00	\$12,314.94	93.73	\$13,293.68	90.6
	\$13,139.00	\$12,314.94	\$0.00	\$12,314.94	93.73	\$13,293.68	90.6
Employee Benefits							
Group Dental Ins	\$101.00	\$91.74	\$0.00	\$91.74	90.83	\$100.04	91.67
Group LTD Ins	\$33.00	\$30.22	\$0.00	\$30.22	91.58	\$32.67	91.58
Group Life Ins	\$54.00	\$49.08	\$0.00	\$49.08	90.89	\$53.09	91.6
Group Medical Ins	\$2,640.00	\$2,624.88	\$0.00	\$2,624.88	99.43	\$2,617.74	91.6
Medicare	\$0.00	\$161.58	\$0.00	\$161.58	0	\$178.21	91.73
SURS-RetireeHealthContri	\$66.00	\$60.75	\$0.00	\$60.75	92.05	\$66.16	91.69
	\$2,894.00	\$3,018.25	\$0.00	\$3,018.25	104.29	\$3,047.91	91.61
Contractual Services							
Audit Services	\$45,200.00	\$45,200.00	\$0.00	\$45,200.00	100	\$45,800.00	100
	\$45,200.00	\$45,200.00	\$0.00	\$45,200.00	100	\$45,800.00	100
Total Expense Fund 11	\$61,233.00	\$60,533.19	\$0.00	\$60,533.19	98.86	\$62,141.59	97.58
Fund 12-Liab,Protect,Settlement							
Salaries							
Administrative Staff Sal	\$340,639.00	\$304,003.66	\$0.00	\$304,003.66	89.25	\$264,527.27	85.54
Custodial, Maint Stf Sal	\$120,988.00	\$113,765.92	\$0.00	\$113,765.92	94.03	\$106,130.94	93.29
F/T Classified Salary	\$1,199.00	\$1,099.36	\$0.00	\$1,099.36	91.69	\$0.00	0
Professional/Tech Salary	\$125,385.00	\$119,039.23	\$0.00	\$119,039.23	94.94	\$54,397.33	88.61
Professional/Tech-PT	\$6,000.00	\$6,484.55	\$0.00	\$6,484.55	108.08	\$2,748.24	92.7
SURS Fringe Benefit	\$0.00	\$0.00	\$0.00	\$0.00	0	\$2,043.09	100
Supervisory Staff Salary	\$56,138.00	\$53,951.44	\$0.00	\$53,951.44	96.11	\$28,335.27	91.61
	\$650,349.00	\$598,344.16	\$0.00	\$598,344.16	92	\$458,182.14	88.19
Employee Benefits							
FICA-Social Security	\$15,000.00	\$8,224.64	\$0.00	\$8,224.64	54.83	\$11,163.72	92.57
Group Dental Ins	\$4,854.00	\$4,046.13	\$0.00	\$4,046.13	83.36	\$3,333.98	91.23
Group LTD Ins	\$1,562.00	\$1,398.46	\$0.00	\$1,398.46	89.53	\$1,088.74	91.18
Group Life Ins	\$2,549.00	\$2,308.17	\$0.00	\$2,308.17	90.55	\$1,710.39	90.84
Group Medical Ins	\$123,352.00	\$119,178.62	\$0.00	\$119,178.62	96.62	\$91,136.49	91.83
Medicare	\$165,000.00	\$144,663.79	\$0.00	\$144,663.79	87.68	\$164,781.21	92.75
SURS-RetireeHealthContri	\$3,222.00	\$2,900.97	\$0.00	\$2,900.97	90.04	\$2,174.45	91.54
Unemployment Insurance	\$50,000.00	\$0.00	\$0.00	\$0.00	0	\$12,142.85	494.39
Workers Compensation	\$0.00	\$0.00	\$0.00	\$0.00	0	\$3.58	100

Expenses by Fund

	Budget 1617	Actual YTD as of 5/31/2017	Encumbered as of 5/31/2017	Total Expenses YTD	%	Prior YTD Expenses	Pr YTD %
Fund 12-Liab,Protect,Settlement							
Employee Benefits							
	\$365,539.00	\$282,720.78	\$0.00	\$282,720.78	77.34	\$287,535.41	109.37
Contractual Services							
Contractual-Other	\$1,000.00	\$750.00	\$0.00	\$750.00	75	\$600.00	100
Custodial Services	\$40,000.00	\$25,734.00	\$7,574.00	\$33,308.00	83.27	\$35,505.92	91.76
Equip Repair/Maint Agree	\$0.00	\$0.00	\$0.00	\$0.00	0	\$5,215.95	100
Grounds Maintenance	\$2,765.00	\$2,763.60	\$0.00	\$2,763.60	99.95	\$0.00	0
Legal Services-Admin	\$25,000.00	\$47,925.83	\$0.00	\$47,925.83	191.7	\$0.00	0
Security	\$230,000.00	\$189,889.79	\$40,110.21	\$230,000.00	100	\$224,116.89	87.41
	\$298,765.00	\$267,063.22	\$47,684.21	\$314,747.43	105.35	\$265,438.76	88.27
Materials & Supplies							
Computer Software	\$12,700.00	\$6,497.08	\$0.00	\$6,497.08	51.16	\$4,128.82	91.2
Materials	\$2,000.00	\$1,362.65	\$0.00	\$1,362.65	68.13	\$1,646.99	100
Postage	\$250.00	\$0.00	\$0.00	\$0.00	0	\$0.00	0
Printing	\$0.00	\$0.00	\$0.00	\$0.00	0	\$45.27	100
Publications & Dues	\$500.00	\$0.00	\$0.00	\$0.00	0	\$0.00	0
Repair Materials & Suppl	\$1,000.00	\$0.00	\$0.00	\$0.00	0	\$0.00	0
	\$16,450.00	\$7,859.73	\$0.00	\$7,859.73	47.78	\$5,821.08	93.76
Conference & Meeting Exp							
Meeting Expense	\$1,000.00	\$0.00	\$0.00	\$0.00	0	\$0.00	0
Registration Fees	\$0.00	\$0.00	\$0.00	\$0.00	0	\$220.00	100
Travel-In State	\$2,000.00	\$0.00	\$0.00	\$0.00	0	\$1,263.92	100
	\$3,000.00	\$0.00	\$0.00	\$0.00	0	\$1,483.92	100
Fixed Charges							
General Insurance	\$270,000.00	\$234,886.19	\$2,267.00	\$237,153.19	87.83	\$236,459.57	100.13
	\$270,000.00	\$234,886.19	\$2,267.00	\$237,153.19	87.83	\$236,459.57	100.13
Total Expense Fund 12	\$1,604,103.00	\$1,390,874.08	\$49,951.21	\$1,440,825.29	89.82	\$1,254,920.88	95.35
Total Expenses	\$31,450,208.45	\$27,999,879.61	\$262,878.94	\$28,262,758.55	89.87	\$32,340,543.85	91.34

Restricted Purposes Fund Revenue & Expenses

MAY 1617

			Budget	Actual Revenue	Actual Expenses	Encumbered Expenses	Net
GRANTS							
Federally Funded Grants							
11117-ADM Sequestration Grant	7/1/2010	12/31/2017	\$76,020.00	\$39,904.70	\$73,258.04	\$582.48	\$2,179.48
11696-DCP-STOP Act Grnt	9/30/2015	9/29/2016	\$30,756.70	\$30,756.70	\$30,756.70	\$0.00	\$0.00
11795-DCP-Strategic Prevention	7/1/2016	6/30/2017	\$150,000.00	\$81,435.41	\$101,464.74	\$509.62	\$48,025.64
11615-Intelligent Monitor Sys	10/2/2015	9/30/2018	\$0.00	\$1,555.22	\$7,427.13	\$0.00	(\$7,427.13)
11680-TRIO Grant	9/1/2015	8/31/2016	\$64,171.77	\$47,111.77	\$61,930.77	\$0.00	\$2,241.00
11780-TRIO Grant	9/1/2016	8/31/2017	\$291,341.00	\$180,000.00	\$207,735.11	\$0.00	\$83,605.89
Federally Funded through State							
11712-Carl Perkins-ICCB	7/1/2016	6/30/2017	\$181,733.00	\$141,654.00	\$143,879.88	\$20,365.91	\$17,487.21
11732-Federal Adult Ed Basic	7/1/2016	6/30/2017	\$76,109.98	\$0.00	\$69,192.39	\$0.00	\$6,917.59
11713-Perkins Leadership Suppl	7/1/2016	6/30/2017	\$10,000.00	\$5,540.00	\$5,630.55	\$0.00	\$4,369.45
11756-Program Improvement Grnt	7/1/2016	6/30/2017	\$20,793.00	\$20,793.00	\$17,144.06	\$0.00	\$3,648.94
Locally Funded Grants							
11681-Bridging The Gap SU16	5/20/2016	8/31/2016	\$9,821.00	\$1,210.51	\$1,210.51	\$0.00	\$8,610.49
8999 -Decatur Comm Partnership	10/1/2007	6/30/2017	\$39,500.00	\$9,289.00	\$3,963.85	\$1,101.00	\$34,435.15
11782-Math Boot Camp SU17	4/1/2017	8/31/2017	\$600.00	\$0.00	\$43.18	\$377.52	\$179.30
RCC Foundation Funded Grants							
11733-Foundation Gifts to RCC	7/1/2016	6/30/2017	\$28,709.00	\$21,023.14	\$21,358.02	\$0.00	\$7,350.98
RCC Restricted Programs							
11458-Project READ			\$59,260.00	\$59,055.92	\$63,890.78	\$0.00	(\$4,630.78)
EQUI -Reserved for Equipment			\$8,033.00	\$740.59	\$8,032.94	\$0.00	\$0.06
State Funded Grants							
11654-Adult Ed Performance Grt	7/1/2015	12/31/2016	\$58,025.00	\$33,298.30	\$33,298.30	\$0.00	\$24,726.70
11672-Adult Ed State Basic	7/1/2015	12/31/2016	\$131,500.00	\$116,549.29	\$116,960.27	\$579.15	\$13,960.58
11781-Bridging the Gap Grant	11/1/2016	6/30/2017	\$19,467.00	\$0.00	\$2,663.21	\$0.00	\$16,803.79
11640-Decatur DOC	10/1/2015	9/30/2016	\$0.00	\$52,338.98	\$0.00	\$0.00	\$0.00
11718-Hwy Construct Career Grt	7/1/2016	6/30/2017	\$354,400.00	\$245,257.72	\$245,297.72	\$5,204.25	\$103,898.03
11641-Lincoln DOC	10/1/2015	9/30/2016	\$0.00	\$37,900.60	\$0.00	\$0.00	\$0.00
11642-Logan DOC	10/1/2015	9/30/2016	\$0.00	\$54,472.56	\$0.00	\$0.00	\$0.00
11764-SOS Literacy Grant	7/1/2016	6/30/2017	\$67,000.00	\$67,000.00	\$63,413.47	\$0.00	\$3,586.53
Total			\$1,677,240.45	\$1,246,887.41	\$1,278,551.62	\$28,719.93	\$369,968.90

Auxiliary Enterprises Revenue & Expenses

MAY 1617

	Actual Revenue	Budget Revenue	Actual Expenses	Budget Expenses	Net Actual	Net Budget
Community Events						
6019 -Admin Outdoor Events	\$0.00	\$8,287.00	\$29,292.90	\$36,251.00	(\$29,292.90)	(\$27,964.00)
6014 -Dance Productions	\$31,253.62	\$35,000.00	\$22,300.75	\$27,362.00	\$8,952.87	\$7,638.00
6024 -Dog Show	\$0.00	\$0.00	\$0.00	\$0.00	\$0.00	\$0.00
6030 -Misc Events	\$15,345.00	\$22,276.00	\$812.96	\$1,950.00	\$14,532.04	\$20,326.00
	<u>\$46,598.62</u>	<u>\$65,563.00</u>	<u>\$52,406.61</u>	<u>\$65,563.00</u>	<u>(\$5,807.99)</u>	<u>\$0.00</u>
Continuing & Professional Education						
6000 -Adminstration-CPED	\$29,831.42	\$88,713.00	\$114,482.65	\$139,957.00	(\$84,651.23)	(\$51,244.00)
6001 -CDL	\$173,675.00	\$206,000.00	\$156,063.80	\$170,232.00	\$17,611.20	\$35,768.00
6002 -Computer & Technology	\$4,908.75	\$16,400.00	\$12,532.17	\$19,795.00	(\$7,623.42)	(\$3,395.00)
6013 -Culinary Arts	\$15,258.00	\$18,000.00	\$11,536.25	\$12,830.00	\$3,721.75	\$5,170.00
6003 -Dance	\$43,332.59	\$55,100.00	\$45,586.54	\$47,012.00	(\$2,253.95)	\$8,088.00
6004 -Hobby & Leisure	\$27,003.50	\$43,000.00	\$63,379.81	\$70,285.00	(\$36,376.31)	(\$27,285.00)
6027 -Manufacturing Camp	\$20,000.00	\$20,000.00	\$20,000.00	\$20,000.00	\$0.00	\$0.00
6007 -Safety-Industrial	\$163,681.23	\$131,100.00	\$127,111.36	\$143,054.00	\$36,569.87	(\$11,954.00)
6008 -Shilling Rentals	\$24,158.50	\$35,000.00	\$16,338.60	\$20,236.00	\$7,819.90	\$14,764.00
	<u>\$501,848.99</u>	<u>\$613,313.00</u>	<u>\$567,031.18</u>	<u>\$643,401.00</u>	<u>(\$65,182.19)</u>	<u>(\$30,088.00)</u>
Culinary						
8907 -Bistro 537	\$61,921.00	\$84,500.00	\$56,752.62	\$57,600.00	\$5,168.38	\$26,900.00
8908 -Coffee House	\$36,836.04	\$59,500.00	\$42,965.94	\$54,000.00	(\$6,129.90)	\$5,500.00
8915 -Misc Culinary Events	\$2,972.00	\$4,000.00	\$2,036.76	\$2,900.00	\$935.24	\$1,100.00
	<u>\$101,729.04</u>	<u>\$148,000.00</u>	<u>\$101,755.32</u>	<u>\$114,500.00</u>	<u>(\$26.28)</u>	<u>\$33,500.00</u>
Fitness Center						
0000 -Fitness Center	\$29,204.00	\$52,000.00	\$38,657.66	\$44,850.00	(\$9,453.66)	\$7,150.00
	<u>\$29,204.00</u>	<u>\$52,000.00</u>	<u>\$38,657.66</u>	<u>\$44,850.00</u>	<u>(\$9,453.66)</u>	<u>\$7,150.00</u>
Horticulture						
4503 -Garden Center	\$19,615.35	\$30,000.00	\$14,225.64	\$25,000.00	\$5,389.71	\$5,000.00
9099 -Produce Market	\$4,953.70	\$6,000.00	\$1,382.62	\$2,025.00	\$3,571.08	\$3,975.00
	<u>\$24,569.05</u>	<u>\$36,000.00</u>	<u>\$15,608.26</u>	<u>\$27,025.00</u>	<u>\$8,960.79</u>	<u>\$8,975.00</u>
Theatre Events						
6032 -Theatre Productions	\$1,947.00	\$1,950.00	\$2,299.11	\$1,950.00	(\$352.11)	\$0.00
	<u>\$1,947.00</u>	<u>\$1,950.00</u>	<u>\$2,299.11</u>	<u>\$1,950.00</u>	<u>(\$352.11)</u>	<u>\$0.00</u>
Traffic Safety School						
6009 -Traffic Safety	\$20,338.00	\$37,000.00	\$39,302.20	\$37,106.00	(\$18,964.20)	(\$106.00)
	<u>\$20,338.00</u>	<u>\$37,000.00</u>	<u>\$39,302.20</u>	<u>\$37,106.00</u>	<u>(\$18,964.20)</u>	<u>(\$106.00)</u>

Bills for Ratification

May 2017

Vendor Account	Center	Amount	Ed Fund	O&M Fund	Other Fund
ADM Trucking					
Repair Materials & Suppl	Credit	\$358.24			\$358.24
AFLAC					
AFLAC		\$790.66	\$790.66		
AT&T					
Telephone	Utilities	\$770.09		\$770.09	
Telephone	Utilities	\$661.68		\$661.68	
Telephone	Utilities	\$136.05		\$136.05	
Telephone	Utilities	\$619.47		\$619.47	
Telephone	CommunityService	\$40.00			\$40.00
Telephone	Fairview Plaza O&M	\$1.97		\$1.97	
Telephone	Fairview Plaza O&M	\$174.67		\$174.67	
Telephone	CommunityService	\$45.41			\$45.41
Telephone	CommunityService	\$211.33			\$211.33
Airgas-Mid America					
Instructional Supplies	Collision Repair Tech	\$68.88	\$68.88		
Airweld Industrial Gases					
Instructional Supplies	Welding-Technical Occ	\$133.34	\$133.34		
Instructional Supplies	Welding-Technical Occ	\$18.95	\$18.95		
Instructional Supplies	Welding-Technical Occ	\$51.80	\$51.80		
Instructional Supplies	Welding-Technical Occ	\$100.91	\$100.91		
AmerenIP					
Electricity and Nat Gas	Utilities	\$4,216.63		\$4,216.63	
Electricity and Nat Gas	Workforce Development Ct	\$43.28		\$43.28	
Telephone	Utilities	\$61.50		\$61.50	
Electricity and Nat Gas	Utilities	\$129.08		\$129.08	
Electricity and Nat Gas	Fairview Plaza O&M	\$98.92		\$98.92	
Electricity and Nat Gas	Utilities	\$23.92		\$23.92	
Electricity and Nat Gas	Macon Co Soil & Water Bd	\$154.42		\$154.42	
Electricity and Nat Gas	Sequestration Bldg O&M	\$231.34		\$231.34	
Electricity and Nat Gas	Utilities	\$172.92		\$172.92	
Electricity and Nat Gas	Clinton Center O&M	\$219.43		\$219.43	
Electricity and Nat Gas	Utilities	\$212.99		\$212.99	
Electricity and Nat Gas	Fairview Plaza O&M	\$91.88		\$91.88	
Electricity and Nat Gas	Macon Co Soil & Water Bd	\$102.32		\$102.32	
Electricity and Nat Gas	Clinton Center O&M	\$84.20		\$84.20	
Electricity and Nat Gas	Utilities	\$905.81		\$905.81	
Electricity and Nat Gas	Workforce Development Ct	\$43.28		\$43.28	
Electricity and Nat Gas	Utilities	\$4,667.97		\$4,667.97	
Electricity and Nat Gas	Workforce Development Ct	\$1,563.64		\$1,563.64	
Electricity and Nat Gas	Clinton Center O&M	\$3.29		\$3.29	
American Association of					
Prepaid Expenses		\$1,000.00	\$1,000.00		
American Library Association					
Publications & Dues	LRC	\$200.00	\$200.00		
Aramark - AUS St Louis MC					
Uniforms	Maintenance	\$71.50		\$71.50	
Uniforms	Maintenance	\$71.50		\$71.50	
Uniforms	Maintenance	\$71.50		\$71.50	
Uniforms	Maintenance	\$71.50		\$71.50	
Uniforms	Maintenance	\$71.50		\$71.50	
Aramark Corporation					
Meals	Child Care Services	\$1,310.54			\$1,310.54
Meals	Child Care Services	\$1,636.88			\$1,636.88
Area Disposal Service Inc					
Refuse Disposal	Clinton Center O&M	\$66.59		\$66.59	
Association of University Resear					
Publications & Dues	General Expenses	\$525.00	\$525.00		
Bauer, Gail					
RCC Foundation A/R		\$500.00	\$500.00		
Travel-Out of State	Dean-Liberal Arts	\$125.00	\$125.00		
BearMail Co					
Postage	Admission & Recruitment	\$164.39	\$164.39		
Heartland Academy Recv		\$17.02	\$17.02		
Other Receivables		\$3.01	\$3.01		
RCC Foundation A/R		\$91.90	\$91.90		
Postage	Business Office	\$459.01	\$459.01		
Postage	Club Expenses	\$29.90			\$29.90
Postage	Club Expenses	\$1.61			\$1.61
Postage	Continuing&ProfEdAdmin	\$39.94			\$39.94
Postage	Fin Aid & Vet Affairs	\$30.36	\$30.36		
Postage	General Expenses	\$315.97	\$315.97		
Postage	Instruction-Other	\$23.11			\$23.11

Bills for Ratification

May 2017

Vendor Account	Center	Amount	Ed Fund	O&M Fund	Other Fund
BearMail Co					
Postage	Marketing	\$0.92	\$0.92		
Postage	NonCredit	\$41.86			\$41.86
Postage	Presidents Office	\$19.30	\$19.30		
Beavers, John Burton					
Student Tuition Rec		\$625.00	\$625.00		
Beck's Studio					
Inventory-CentralStores		\$10.00	\$10.00		
Inventory-CentralStores		\$13.00	\$13.00		
Inventory-CentralStores		\$5.00	\$5.00		
Bent, Kathryn					
Contractual-Other	Instruction-Other	\$50.00			\$50.00
Bill Doran Company					
Materials	Culinary Events	\$23.00			\$23.00
Bolletta, John & Deana					
Materials	Partner's Salute	\$272.00			\$272.00
Brimm, Elizabeth					
Special Event Revenue		\$68.00			\$68.00
Brinkoetter, Elizabeth A					
Contractual-Other	Instruction-Other	\$50.00			\$50.00
Brush College LLC					
Credit Card Clearing		\$128.51	\$128.51		
Burries, Danielle C					
Stipends	Grant-SupportServices	\$720.00			\$720.00
Stipends	Grant-SupportServices	\$585.00			\$585.00
CDS Leasing					
Equipment Rental	Copiers	\$90.00	\$90.00		
Equipment Rental	Copiers	\$280.00	\$280.00		
Equipment Rental	Copiers	\$387.63	\$387.63		
Equipment Rental	Copiers	\$139.77	\$139.77		
Equipment Rental	Copiers	\$150.00	\$150.00		
CDS Office Technologies					
Printing	Copiers	\$38.59	\$38.59		
Printing	Copiers	\$1,468.32	\$1,468.32		
Printing	Copiers	\$332.73	\$332.73		
CDWG Government Inc					
Materials	LRC Audio Visual	\$181.76	\$181.76		
Heartland Academy Recv		\$446.90	\$446.90		
Heartland Academy Recv		\$597.87	\$597.87		
Materials	Academic Lab Support	\$754.26	\$754.26		
Heartland Academy Recv		\$1,045.37	\$1,045.37		
Heartland Academy Recv		\$1,489.02	\$1,489.02		
Heartland Academy Recv		\$4,543.60	\$4,543.60		
Heartland Academy Recv		\$4,630.99	\$4,630.99		
Heartland Academy Recv		\$7,383.35	\$7,383.35		
Heartland Academy Recv		\$1,703.85	\$1,703.85		
Heartland Academy Recv		\$4,543.60	\$4,543.60		
Equipment-Service	Renovations / Remodeling	\$222.06			\$222.06
Equipment-Service	Renovations / Remodeling	\$223.68			\$223.68
Heartland Academy Recv		\$13,724.50	\$13,724.50		
Equipment-Service	Renovations / Remodeling	\$98.94			\$98.94
COE					
Publications & Dues	Grant-Administration	\$2,950.00			\$2,950.00
CTB McGraw Hill					
Instructional Supplies	Instruction-Other	\$243.74			\$243.74
Cardinal, Matthew S					
Travel-In State	Club Expenses	\$94.16			\$94.16
Travel-In State Mileage	Radiology Tech-Hlth Occ	\$476.15	\$476.15		
Chaney, Marlon Leon					
Student Awards	Art-Baccalaureate	\$30.00	\$30.00		
City of Clinton					
Water,Sewage	Clinton Center O&M	\$21.44		\$21.44	
City of Decatur					
Accrued Sales Tax		\$7.79			\$7.79
Accrued Sales Tax		\$7.43			\$7.43
Accrued Sales Tax		\$65.22			\$65.22
Accrued Sales Tax		\$122.28			\$122.28
City of Decatur IL					
Publications & Dues	Bistro 537	\$2,200.00			\$2,200.00
Water,Sewage	Utilities	\$211.16		\$211.16	
Water,Sewage	Utilities	\$1,415.55		\$1,415.55	
Water,Sewage	Sequestration Bldg O&M	\$149.31		\$149.31	
Water,Sewage	Utilities	\$415.19		\$415.19	

Bills for Ratification

May 2017

Vendor Account	Center	Amount	Ed Fund	O&M Fund	Other Fund
City of Decatur IL					
Water, Sewage	Utilities	\$302.51		\$302.51	
Water, Sewage	Macon Co Soil & Water Bd	\$150.01		\$150.01	
Water, Sewage	CSI Building O&M	\$67.05		\$67.05	
Water, Sewage	Utilities	\$228.72		\$228.72	
Water, Sewage	Fairview Plaza O&M	\$54.76		\$54.76	
Clay, Joyce A					
Travel-In State Mileage	AAS Nursing -Health Occ	\$593.85	\$593.85		
Cliff, Josh Lamare					
Stipends	Grant-SupportServices	\$750.00			\$750.00
Stipends	Grant-SupportServices	\$170.00			\$170.00
Clifton, Jill					
Contractual-Other	Instruction-Other	\$150.00			\$150.00
Clinton RCC LLC					
Facility Rental	Clinton Center O&M	\$6,523.33		\$6,523.33	
Comcast					
Materials	LRC Audio Visual	\$53.91	\$53.91		
Internet	Fairview Plaza O&M	\$144.85		\$144.85	
Commerce Bank Leasing					
Expense-Other	General Expenses	\$250.00	\$250.00		
Confidential On-Site Paper					
Contractual-Other	General Expenses	\$109.20	\$109.20		
Consociate Group					
Contractual-Other	Human Resources	\$257.25	\$257.25		
Group Insurance		\$31,252.04	\$31,252.04		
Health Insurance		\$196,253.15	\$196,253.15		
EmployeeBenefitsTotal	General Expenses	\$16.00	\$16.00		
Contractual-Other	Human Resources	\$283.50	\$283.50		
Contractual-Other	Human Resources	\$252.00	\$252.00		
Contract Paper Group, Inc					
Inventory-CentralStores		(\$23.34)	(\$23.34)		
Inventory-CentralStores		\$3,734.40	\$3,734.40		
Cope Plastics Inc					
Instructional Supplies	Engineering Technology	\$399.45	\$399.45		
Cowgill, Geoffrey Ray					
Contractual-Other	Instruction-Other	\$150.00			\$150.00
Crews, Denise,, Dr					
Internet	VP Academic Services	\$60.00	\$60.00		
Cromwell Radio Group Inc					
Advertising	Marketing	\$903.00	\$903.00		
Crume, Paul					
Student Awards	Engl/Human/Journal-Bacca	\$100.00	\$100.00		
Cunningham, Nicole					
Contractual-Other	Instruction-Other	\$50.00			\$50.00
Custom Trophies & Silk Screening					
Other Current Obligation		\$192.00			\$192.00
D C Body Works					
Event Expense	Club Expenses	\$350.00			\$350.00
D and D Farms					
Materials	Outdoor Exposition SpcEv	\$100.00			\$100.00
Daly, Larry					
Contractual-Other	Instruction-Other	\$50.00			\$50.00
Davis, Charles Anthony					
Stipends	Grant-SupportServices	\$750.00			\$750.00
Stipends	Grant-SupportServices	\$750.00			\$750.00
DeBose Consulting					
Contractual-Other	Credit	\$1,920.00			\$1,920.00
DeBouck, Judy					
Materials	Culinary Events	\$354.06			\$354.06
Decatur Awards & Screen					
Instructional Supplies	AAS Nursing -Health Occ	\$8.00	\$8.00		
Decatur Memorial Hospital					
Contractual-Other	Credit	\$105.00			\$105.00
Contractual-Other	Credit	\$655.00			\$655.00
Decatur Public Schools					
Meeting Expense	Club Expenses	\$168.75			\$168.75
Del's Popcorn Shop					
Instructional Supplies	Coffee House	\$18.60			\$18.60
Instructional Supplies	Coffee House	\$20.30			\$20.30
Instructional Supplies	Coffee House	\$29.80			\$29.80
Instructional Supplies	Coffee House	\$32.80			\$32.80
Instructional Supplies	Coffee House	\$37.60			\$37.60
Instructional Supplies	Coffee House	\$40.80			\$40.80

Bills for Ratification

May 2017

Vendor Account	Center	Amount	Ed Fund	O&M Fund	Other Fund
Del's Popcorn Shop					
Instructional Supplies	Coffee House	\$41.60			\$41.60
Instructional Supplies	Coffee House	\$45.40			\$45.40
Instructional Supplies	Coffee House	\$45.40			\$45.40
Instructional Supplies	Coffee House	\$53.60			\$53.60
Instructional Supplies	Coffee House	\$55.00			\$55.00
Instructional Supplies	Coffee House	\$64.40			\$64.40
Instructional Supplies	Coffee House	\$89.20			\$89.20
Dell Marketing L P					
Computer Software	Academic Lab Support	\$15,524.21	\$15,524.21		
Department of Rehabilitation					
Misc Scholarship Clearin		\$357.00	\$357.00		
Dept of Financial & Professional					
Publications & Dues	Credit	\$1,650.00			\$1,650.00
Dunker Electric					
Maintenance Supplies	Maintenance	\$90.00		\$90.00	
Maintenance Supplies	Maintenance	\$42.57		\$42.57	
Dust & Son Auto Supply					
Instructional Supplies	Collision Repair Tech	\$34.36	\$34.36		
Instructional Supplies	Automotive-Tech Occ	\$86.26	\$86.26		
Instructional Supplies	Collision Repair Tech	\$109.50	\$109.50		
Instructional Supplies	Collision Repair Tech	\$186.46	\$186.46		
Dynagraphics Inc					
Printing	Dean-Math Science Busine	\$35.91	\$35.91		
Contractual-Other	Grant-SupportServices	\$125.10			\$125.10
Contractual-Other	Grant-SupportServices	\$389.34			\$389.34
Other Current Obligation		\$35.91			\$35.91
Contractual-Other	CommunityService	\$599.80			\$599.80
Contractual-Other	CommunityService	\$108.74			\$108.74
Contractual-Other	CommunityService	\$389.34			\$389.34
EMCO Corporation					
Instructional Supplies	Engineering Technology	\$139.08	\$139.08		
Elan Corporate Payment					
Credit Card Pmt Clearing		\$23,331.14	\$23,331.14		
Elsevier Inc					
Fees Pass Thru Nursing		\$192.00	\$192.00		
Fees Pass Thru Nursing		\$848.00	\$848.00		
Fees Pass Thru Nursing		\$265.00	\$265.00		
Fees Pass Thru Nursing		\$186.00	\$186.00		
Fees Pass Thru Nursing		\$106.00	\$106.00		
Fees Pass Thru Nursing		\$160.00	\$160.00		
Fees Pass Thru Rad Tech		\$371.00	\$371.00		
Fees Pass Thru Nursing		\$7.68	\$7.68		
Fees Pass Thru Nursing		\$186.00	\$186.00		
Fees Pass Thru Nursing		\$589.00	\$589.00		
Fees Pass Thru Nursing		\$672.00	\$672.00		
Fees Pass Thru Nursing		\$713.00	\$713.00		
Fees Pass Thru Nursing		\$736.00	\$736.00		
Fees Pass Thru Nursing		\$744.00	\$744.00		
Emergency Medical Products Inc					
Equipment-Instructional	AAS Nursing -Health Occ	\$32.95			\$32.95
Equipment-Instructional	AAS Nursing -Health Occ	\$6,995.00			\$6,995.00
Enterprise					
Travel-In State	Business Office	\$109.07	\$109.07		
Travel-In State	Fin Aid & Vet Affairs	\$129.78	\$129.78		
Travel-In State	General Expenses	\$169.49	\$169.49		
Evergreen FS-Stephens #24					
Vehicle Expense	Credit	\$214.18			\$214.18
Vehicle Expense	Credit	\$255.38			\$255.38
Vehicle Expense	Credit	\$287.95			\$287.95
Fairview Park Plaza LLC					
Facility Rental	Fairview Plaza O&M	\$4,615.92		\$4,615.92	
Building Repair/Maint	Fairview Plaza O&M	\$6,689.89		\$6,689.89	
Property Taxes	Fairview Plaza O&M	\$5,177.29		\$5,177.29	
Fidelity Investments					
Misc Deductions		\$400.00	\$400.00		
Firm Systems					
Fees Pass Thru Backgrnd		\$70.00	\$70.00		
FirstEnergy Solutions					
Electricity and Nat Gas	Utilities	\$24.98		\$24.98	
Electricity and Nat Gas	Fairview Plaza O&M	\$90.97		\$90.97	
Electricity and Nat Gas	Macon Co Soil & Water Bd	\$178.74		\$178.74	
Electricity and Nat Gas	Utilities	\$15,850.39		\$15,850.39	

Bills for Ratification

May 2017

Vendor Account	Center	Amount	Ed Fund	O&M Fund	Other Fund
FirstEnergy Solutions					
Electricity and Nat Gas	Utilities	\$138.46		\$138.46	
Electricity and Nat Gas	Sequestration Bldg O&M	\$311.34		\$311.34	
Electricity and Nat Gas	Workforce Development Ct	\$1,886.63		\$1,886.63	
Electricity and Nat Gas	Utilities	\$16,463.97		\$16,463.97	
Electricity and Nat Gas	Fairview Plaza O&M	\$85.94		\$85.94	
Foertsch, Niki					
Special Event Revenue		\$68.00			\$68.00
Franczek Radelet					
Legal Services-Admin	Board of Trustees	\$2,888.00	\$2,888.00		
Legal Services-Admin	Liab Protection & Settle	\$8,481.00			\$8,481.00
Frontier					
Telephone	Clinton Center O&M	\$147.45		\$147.45	
G J Builders Hardware Inc					
Maintenance Supplies	Maintenance	\$34.50		\$34.50	
Gallagher, Sean M					
Other Current Obligation		\$3,058.12			\$3,058.12
Gardner, Stephen M					
Student Awards	Art-Baccalaureate	\$15.00	\$15.00		
Student Awards	Art-Baccalaureate	\$40.00	\$40.00		
Garrett, Janean A					
Travel-In State	Admission & Recruitment	\$114.49	\$114.49		
Gaskins, Teresa Joy					
Student Awards	Art-Baccalaureate	\$25.00	\$25.00		
Glosser, Anthony W					
Stipends	Grant-SupportServices	\$750.00			\$750.00
Stipends	Grant-SupportServices	\$750.00			\$750.00
Goodman, Vivian T					
Postage	CommunityService	\$31.80			\$31.80
Telephone	CommunityService	\$90.00			\$90.00
Travel-In State	CommunityService	\$106.56			\$106.56
Travel-In State	CommunityService	\$120.31			\$120.31
Grey, Thomas					
Contractual-Other	Credit	\$640.00			\$640.00
Contractual-Other	Instruction-Other	\$3,200.00			\$3,200.00
Contractual-Other	NonCredit	\$640.00			\$640.00
Grimm, Susan					
Travel-In State	Club Expenses	\$88.00			\$88.00
Travel-In State Mileage	Radiology Tech-Hlth Occ	\$240.75	\$240.75		
HSHS Medical Group Inc					
Fees Pass Thru Nursing		\$38.00	\$38.00		
Group Medical Ins	General Expenses	\$1,821.81	\$1,821.81		
Hale, Kylie M					
Special Event Revenue		\$75.00			\$75.00
Hartrick Employment Law LTD					
Legal Services-Admin	Liab Protection & Settle	\$17,674.25			\$17,674.25
Heartland Bank & Trust					
Interest Expense	Bond & Interest	\$21,892.50			\$21,892.50
Interest Expense	Bond & Interest	\$44,600.00			\$44,600.00
Interest Expense	Bond & Interest	\$24,168.75			\$24,168.75
Herff Jones Inc					
Graduation Expense	General Expenses	\$160.19	\$160.19		
Graduation Expense	General Expenses	\$3,143.50	\$3,143.50		
Graduation Expense	General Expenses	\$44.49	\$44.49		
Graduation Expense	General Expenses	\$63.55	\$63.55		
Graduation Expense	General Expenses	\$140.88	\$140.88		
Graduation Expense	General Expenses	\$198.33	\$198.33		
Graduation Expense	General Expenses	\$963.98	\$963.98		
Hoelting & Co					
Instructional Supplies	Culinary Arts	\$67.55	\$67.55		
Inventory-CentralStores		\$99.52	\$99.52		
Instructional Supplies	Culinary Arts	\$25.70	\$25.70		
Houchen Bindery Ltd					
Materials	LRC	\$125.00	\$125.00		
Houck Transit Advertising					
Advertising	CommunityService	\$1,625.00			\$1,625.00
Howard, Jesse Paul					
Stipends	Grant-SupportServices	\$750.00			\$750.00
Stipends	Grant-SupportServices	\$597.50			\$597.50
Hurelbrink, Eric					
Contractual-Other	Instruction-Other	\$50.00			\$50.00
IBM Corporation					
Prepaid Expenses		\$398.80	\$398.80		

Bills for Ratification

May 2017

Vendor	Account	Center	Amount	Ed Fund	O&M Fund	Other Fund
ICCSAA	Publications & Dues	Club Expenses	\$100.00			\$100.00
ICCTA	Registration Fees	Board of Trustees	\$335.00	\$335.00		
	Registration Fees	Presidents Office	\$335.00	\$335.00		
	Publications & Dues	Presidents Office	\$70.00	\$70.00		
Illinois Century Network	Internet	Networking Support	\$765.00	\$765.00		
	Internet	Networking Support	\$765.00	\$765.00		
Illinois Dept of Empl Security	Accrued Unemployment Ins		\$3,713.93			\$3,713.93
Illinois Federation of Teachers	Union Dues-RFT		\$2,249.73	\$2,249.73		
	Union Dues-RFT		\$2,249.73	\$2,249.73		
Inceptia	Publications & Dues	VP Student Success	\$143.55	\$143.55		
InterVarsity Christian Fellowshi	Travel-Out of State	Club Expenses	\$209.00			\$209.00
	Travel-Out of State	Club Expenses	\$234.00			\$234.00
J J Keller	Instructional Supplies	Credit	\$1,332.22			\$1,332.22
Jan Master Cleaning Services Inc	Custodial Services	Custodial	\$30,930.50		\$30,930.50	
	Custodial Services	Liab Protection & Settle	\$3,404.50			\$3,404.50
	Contractual-Other	Outdoor Exposition SpcEv	\$97.50			\$97.50
	Contractual-Other	Culinary Events	\$113.75			\$113.75
Jason's Lawn Care	Grounds Maintenance	Clinton Center O&M	\$320.00		\$320.00	
Jenzabar Inc	Consultants/Workshops	Administrative Info Syst	\$450.00	\$450.00		
	Registration Fees	Fin Aid & Vet Affairs	\$300.00	\$300.00		
Jones & Sullivan Ent	Contractual-Other	Macon Co Soil & Water Bd	\$1,219.86		\$1,219.86	
Jones, Bradley David	Stipends	Grant-SupportServices	\$750.00			\$750.00
	Stipends	Grant-SupportServices	\$745.00			\$745.00
Jones, Kendall	Student Tuition Rec		\$73.00	\$73.00		
KONE Inc	Equip Repair/Maint Agree	Maintenance	\$337.13		\$337.13	
King-Lar Company	Materials	Garden Center Ag/Hort	\$493.75			\$493.75
	Instructional Supplies	Instruction-Other	\$442.50			\$442.50
Kocher, Janilyn	Registration Fees	History-Baccalaureate	\$105.00	\$105.00		
	Travel-Out of State	History-Baccalaureate	\$395.00	\$395.00		
Lamar Companies	Advertising	CommunityService	\$375.00			\$375.00
	Advertising	CommunityService	\$3,400.00			\$3,400.00
Lebre, Tessa Julianne	Student Awards	Art-Baccalaureate	\$100.00	\$100.00		
Lee Enterprises Inc	Publications & Dues	Business Office	\$77.38	\$77.38		
	Advertising	Marketing	\$39.00	\$39.00		
	Publications & Dues	Business Office	\$51.10	\$51.10		
	Advertising	Marketing	\$160.00	\$160.00		
	Advertising	Marketing	\$2,015.09	\$2,015.09		
Livingston, Julia R	Child Care Receivable		\$15.00			\$15.00
Lowe's Home Centers Inc	Instructional Supplies	Instruction-Other	\$79.38			\$79.38
	Instructional Supplies	Instruction-Other	\$295.75			\$295.75
	Participant Supplies	Grant-SupportServices	\$1,248.25			\$1,248.25
Luckey, Megan E	Interpreter Salary	Academic Success	\$1,022.76	\$1,022.76		
	Interpreter Salary	Academic Success	\$1,084.01	\$1,084.01		
MANCOMM	Instructional Supplies	Credit	\$137.14			\$137.14
MR Systems Wirless	Internet	Clinton Center O&M	\$57.00		\$57.00	
Macon County Collector	Property Taxes	Grounds	\$98.71		\$98.71	
	Property Taxes	Grounds	\$566.15		\$566.15	

Bills for Ratification

May 2017

Vendor Account	Center	Amount	Ed Fund	O&M Fund	Other Fund
Macon County Collector					
Property Taxes	Grounds	\$582.43		\$582.43	
Main Street Church of the					
Facility Rental	CommunityService	\$250.00			\$250.00
Maloney, Judy Ann					
Publications & Dues	Dean-Health Professions	\$350.00	\$350.00		
Mangle Management Systems					
Other Current Obligation		\$80.00			\$80.00
PIE-Youth Leadership		\$130.00			\$130.00
Meeting Expense	Club Expenses	\$270.00			\$270.00
Meeting Expense	Club Expenses	\$45.00			\$45.00
Meeting Expense	Presidents Office	\$130.00	\$130.00		
Meals	Credit	\$255.50			\$255.50
RCC Foundation A/R		\$125.00	\$125.00		
Meeting Expense	Instruction-Other	\$170.00			\$170.00
Marquis Beverage Service					
Instructional Supplies	Coffee House	\$801.85			\$801.85
Massey, Tyler					
Stipends	Grant-SupportServices	\$750.00			\$750.00
Stipends	Grant-SupportServices	\$750.00			\$750.00
Mathews, Jerome,, Jr					
Stipends	Grant-SupportServices	\$747.50			\$747.50
Stipends	Grant-SupportServices	\$612.50			\$612.50
Mazzotti Services					
Materials	Club Expenses	\$111.70			\$111.70
McMillen, Glay Dakota					
Stipends	Grant-SupportServices	\$750.00			\$750.00
Stipends	Grant-SupportServices	\$750.00			\$750.00
McQuality, Christel					
Contractual-Other	Instruction-Other	\$150.00			\$150.00
Melton, Julie Lynn					
Internet	Foundation & Development	\$60.00	\$60.00		
Menard Inc					
Maintenance Supplies	Maintenance	\$17.88		\$17.88	
Maintenance Supplies	Maintenance	\$49.90		\$49.90	
Maintenance Supplies	Maintenance	\$10.79		\$10.79	
Building Repair/Maint	Renovations / Remodeling	\$69.97		\$69.97	
Building Repair/Maint	Renovations / Remodeling	\$125.94		\$125.94	
Maintenance Supplies	Maintenance	\$17.02		\$17.02	
Receivable-BrushColl LLC		\$27.19	\$27.19		
Maintenance Supplies	Maintenance	\$1.19		\$1.19	
Maintenance Supplies	Maintenance	\$54.07		\$54.07	
Mercer					
Instructional Supplies	NonCredit	\$363.41			\$363.41
Mid-America Advertising					
Advertising	Marketing	\$250.00	\$250.00		
MidAmerica Tire & Performance					
Vehicle Expense	College Vehicle	\$73.45		\$73.45	
Midstate Electrical Training Cen					
Travel-In State	Grant-Administration	\$35.00			\$35.00
Midwest Fiber Inc of Decatur					
Refuse Disposal	Utilities	\$90.00		\$90.00	
Miller, Mary Christine					
Interpreter Salary	Academic Success	\$362.88	\$362.88		
Moody, Candice Diane					
Student Awards	Art-Baccalaureate	\$50.00	\$50.00		
Moore, Deana R					
Contractual-Other	Instruction-Other	\$100.00			\$100.00
Moss Enterprises					
Equipment-Instructional	Engineering Technology	\$32,990.00			\$32,990.00
N-OADN					
Publications & Dues	Club Expenses	\$50.00			\$50.00
NAACP-Decatur Branch					
Advertising	Marketing	\$100.00	\$100.00		
Napa Auto Parts					
Instructional Supplies	Automotive-Tech Occ	\$36.25	\$36.25		
Vehicle Expense	College Vehicle	\$87.74		\$87.74	
Vehicle Expense	College Vehicle	\$8.62		\$8.62	
Vehicle Expense	College Vehicle	\$53.72		\$53.72	
National Safety Council					
Publications & Dues	NonCredit	\$340.00			\$340.00
Nave, Amber					
Donations/Gifts	Club Expenses	\$300.00			\$300.00

Bills for Ratification



May 2017

Vendor	Account	Center	Amount	Ed Fund	O&M Fund	Other Fund
Niemann Foods						
	Instructional Supplies	Culinary Arts	\$25.44	\$25.44		
	Instructional Supplies	Culinary Arts	\$37.91	\$37.91		
	Instructional Supplies	Culinary Arts	\$97.22	\$97.22		
	Instructional Supplies	Culinary Arts	\$7.77	\$7.77		
	Instructional Supplies	Culinary Arts	\$9.33	\$9.33		
	Instructional Supplies	Culinary Arts	\$17.59	\$17.59		
	Instructional Supplies	Culinary Arts	\$33.55	\$33.55		
	Instructional Supplies	Culinary Arts	\$48.04	\$48.04		
	Instructional Supplies	Culinary Arts	\$20.33	\$20.33		
	Instructional Supplies	Culinary Arts	\$22.04	\$22.04		
	Instructional Supplies	Culinary Arts	\$45.43	\$45.43		
	Instructional Supplies	Culinary Arts	\$1.08	\$1.08		
	Instructional Supplies	Culinary Arts	\$12.48	\$12.48		
	Instructional Supplies	Culinary Arts	\$14.78	\$14.78		
	Instructional Supplies	Culinary Arts	\$17.10	\$17.10		
	Instructional Supplies	Culinary Arts	\$23.97	\$23.97		
	Instructional Supplies	Culinary Arts	\$33.41	\$33.41		
	Instructional Supplies	Culinary Arts	\$104.16	\$104.16		
O'Reilly Auto Parts						
	Instructional Supplies	Automotive-Tech Occ	\$16.99	\$16.99		
	Instructional Supplies	Automotive-Tech Occ	\$26.99	\$26.99		
	Instructional Supplies	Automotive-Tech Occ	\$71.38	\$71.38		
	Instructional Supplies	Automotive-Tech Occ	\$14.29	\$14.29		
	Instructional Supplies	Automotive-Tech Occ	\$16.56	\$16.56		
	Instructional Supplies	Automotive-Tech Occ	\$27.52	\$27.52		
	Instructional Supplies	Automotive-Tech Occ	\$48.70	\$48.70		
	Instructional Supplies	Automotive-Tech Occ	(\$121.89)	(\$121.89)		
	Instructional Supplies	Automotive-Tech Occ	\$12.99	\$12.99		
	Instructional Supplies	Automotive-Tech Occ	\$48.70	\$48.70		
	Instructional Supplies	Automotive-Tech Occ	\$98.05	\$98.05		
Oasis						
	Donations/Gifts	Club Expenses	\$200.00			\$200.00
Office Depot Inc						
	Inventory-CentralStores		\$336.89	\$336.89		
Office Max						
	Inventory-CentralStores		\$376.37	\$376.37		
	Inventory-CentralStores		\$67.12	\$67.12		
Oliver, Brooke D						
	Travel-In State Mileage	Surgical Tech-Health Occ	\$410.88	\$410.88		
Orv Graham Radio Advertising						
	Advertising	Marketing	\$240.00	\$240.00		
Pangrac, Julia E						
	Telephone	Utilities	\$965.02		\$965.02	
Parks Sewer Service						
	Contractual-Other	Maintenance	\$135.00		\$135.00	
Pauley, Taylor Dakota						
	RCC Foundation A/R		\$50.00	\$50.00		
Per Mar Security & Research						
	Security	Liab Protection & Settle	\$4,011.91			\$4,011.91
	Security	Security	\$167.17		\$167.17	
	Security	Liab Protection & Settle	\$4,127.93			\$4,127.93
	Security	Security	\$172.00		\$172.00	
	Security	Liab Protection & Settle	\$4,011.91			\$4,011.91
	Security	Security	\$167.17		\$167.17	
	Security	Liab Protection & Settle	\$198.72			\$198.72
	Security	Security	\$8.28		\$8.28	
	Security	Liab Protection & Settle	\$3,723.99			\$3,723.99
	Security	Security	\$155.17		\$155.17	
	Security	Liab Protection & Settle	\$4,129.92			\$4,129.92
	Security	Security	\$172.08		\$172.08	
Perovanovich, Zoran V						
	Contractual-Other	NonCredit	\$292.50			\$292.50
Phillips, Taylor Elizabeth						
	Student Awards	Engl/Human/Journal-Bacca	\$100.00	\$100.00		
Pilkington						
	Instructional Supplies	Collision Repair Tech	\$62.39	\$62.39		
	Instructional Supplies	Collision Repair Tech	\$124.68	\$124.68		
Poindexter, Lynne M						
	Interpreter Salary	Academic Success	\$492.40	\$492.40		
	Interpreter Salary	Academic Success	\$984.80	\$984.80		
	Interpreter Salary	Academic Success	\$984.80	\$984.80		
	Interpreter Salary	Academic Success	\$1,447.20	\$1,447.20		

Bills for Ratification

May 2017

Vendor Account	Center	Amount	Ed Fund	O&M Fund	Other Fund
Powers-Pygott, Katlynn E					
RCC Foundation A/R		\$50.00	\$50.00		
Pride Cleaners					
Contractual-Other	Culinary Arts	\$86.43	\$86.43		
Contractual-Other	Culinary Arts	\$77.40	\$77.40		
Contractual-Other	Culinary Arts	\$104.49	\$104.49		
Contractual-Other	Culinary Arts	\$79.98	\$79.98		
Contractual-Other	Culinary Arts	\$91.59	\$91.59		
Contractual-Other	Culinary Arts	\$94.17	\$94.17		
Contractual-Other	Culinary Arts	\$104.49	\$104.49		
Quality Elevator Inspections					
Equip Repair/Maint Agree	Maintenance	\$250.00		\$250.00	
R D McMillen Enterprises					
Maintenance Supplies	Custodial	\$100.80		\$100.80	
Maintenance Supplies	Custodial	\$140.32		\$140.32	
RCC Bookstore					
NonTaxBooks -Workforce		\$40.00	\$40.00		
Materials	Club Expenses	\$198.00			\$198.00
Instructional Supplies	Credit	\$1,682.67			\$1,682.67
RCC-Foundation					
Richland Foundation		\$114.66	\$114.66		
Credit Card Clearing		(\$100.00)	(\$100.00)		
Revenue-Misc/OtherSource		\$25.00	\$25.00		
RCC Foundation Sclrships		\$400.00			\$400.00
RCC Foundation Sclrships		\$743.00			\$743.00
Credit Card Clearing		\$25.00	\$25.00		
Other Current Obligation		\$250.00			\$250.00
Richland Foundation		\$114.66	\$114.66		
Revenue-Misc/OtherSource		\$50.00	\$50.00		
Credit Card Clearing		\$2,000.00	\$2,000.00		
Radinsky, Michael					
Stipends	Grant-SupportServices	\$750.00			\$750.00
Stipends	Grant-SupportServices	\$750.00			\$750.00
Ramsay, Kimberly N					
Graduation Expense	General Expenses	\$150.00	\$150.00		
Reliance Standard					
LTD Insurance		\$1,859.02	\$1,859.02		
Life Insurance		\$3,033.93	\$3,033.93		
Supplemental Life Insur		\$1,444.66	\$1,444.66		
Riley, Alyssa					
Contractual-Other	Instruction-Other	\$150.00			\$150.00
Robert's Sysco Inc					
Instructional Supplies	Coffee House	\$407.71			\$407.71
Instructional Supplies	Culinary Arts	\$2,121.48	\$2,121.48		
Instructional Supplies	Culinary Arts	\$286.49	\$286.49		
Materials	Culinary Arts	\$191.65	\$191.65		
Instructional Supplies	Coffee House	\$296.41			\$296.41
Materials	Culinary Arts	\$369.81	\$369.81		
Instructional Supplies	Culinary Arts	\$1,070.11	\$1,070.11		
Materials	Culinary Arts	\$36.52	\$36.52		
Materials	Culinary Arts	\$66.20	\$66.20		
Materials	Culinary Arts	\$72.83	\$72.83		
Instructional Supplies	Coffee House	\$76.45			\$76.45
Instructional Supplies	Coffee House	\$181.86			\$181.86
Instructional Supplies	Culinary Arts	\$210.63	\$210.63		
Instructional Supplies	Coffee House	\$562.89			\$562.89
Instructional Supplies	Culinary Arts	\$740.15	\$740.15		
Rockey, Marci					
Child Care Receivable		\$120.00			\$120.00
Rotary Club of Decatur #180					
Publications & Dues	Presidents Office	\$175.00	\$175.00		
Rotramel, Lynette					
Contractual-Other	Instruction-Other	\$50.00			\$50.00
Rude, John F					
Contractual-Other	Instruction-Other	\$150.00			\$150.00
Rush Truck Leasing					
Install Pymt Lease/Purch	Grounds	\$2,204.68		\$2,204.68	
Rutherford, Angie					
Contractual-Other	Instruction-Other	\$50.00			\$50.00
Rutherford, Jamie M					
Student Awards	Art-Baccalaureate	\$40.00	\$40.00		
Ruyle Mechanical Services Inc					
Equip Repair/Maint Agree	Maintenance	\$2,948.25		\$2,948.25	

Bills for Ratification

May 2017

Vendor Account	Center	Amount	Ed Fund	O&M Fund	Other Fund
S J Smith Company Inc					
Instructional Supplies	Human Simulator	\$86.18	\$86.18		
Instructional Supplies	Welding-Technical Occ	\$267.07	\$267.07		
Instructional Supplies	Welding-Technical Occ	\$398.42	\$398.42		
Instructional Supplies	Automotive-Tech Occ	\$20.40	\$20.40		
Instructional Supplies	Human Simulator	\$34.62	\$34.62		
Instructional Supplies	Human Simulator	\$38.50	\$38.50		
Instructional Supplies	Welding-Technical Occ	\$46.47	\$46.47		
Contractual-Other	Club Expenses	\$10.20			\$10.20
Instructional Supplies	Human Simulator	\$83.40	\$83.40		
Instructional Supplies	Welding-Technical Occ	\$621.91	\$621.91		
Safety Shoe Distributors					
Participant Supplies	Grant-SupportServices	\$200.00			\$200.00
Sam's Club Direct					
Inventory-CentralStores		\$95.32	\$95.32		
Maintenance Supplies	Maintenance	\$6.98		\$6.98	
Samuels Miller Schroeder Jackson					
Legal Services-Admin	Board of Trustees	\$5,050.50	\$5,050.50		
Sangamon Valley High School					
Advertising	Marketing	\$100.00	\$100.00		
Schmidt, Emily					
Contractual-Other	Instruction-Other	\$50.00			\$50.00
Schulteis, Ellen					
Contractual-Other	Instruction-Other	\$100.00			\$100.00
Scott Fisher Enterprises Inc					
Pest Control	Fairview Plaza O&M	\$36.75		\$36.75	
Pest Control	Macon Co Soil & Water Bd	\$52.00		\$52.00	
Pest Control	Maintenance	\$656.25		\$656.25	
Pest Control	Workforce Development Ct	\$105.00		\$105.00	
Pest Control	Fairview Plaza O&M	\$36.75		\$36.75	
Pest Control	Macon Co Soil & Water Bd	\$52.00		\$52.00	
Pest Control	Maintenance	\$656.25		\$656.25	
Pest Control	Workforce Development Ct	\$105.00		\$105.00	
Screen This					
Instructional Supplies	Welding-Technical Occ	\$470.00	\$470.00		
Sebok, Catherine L					
Travel-In State	Admission & Recruitment	\$130.01	\$130.01		
Travel-In State	Admission & Recruitment	\$58.85	\$58.85		
Secretary of State					
Instructional Supplies	Credit	\$50.00			\$50.00
Instructional Supplies	Credit	\$50.00			\$50.00
Instructional Supplies	Credit	\$50.00			\$50.00
Sherwin Williams					
Maintenance Supplies	Maintenance	\$18.51		\$18.51	
Shippers Rental Inc					
Equipment Rental	Credit	\$2,000.00			\$2,000.00
Showcard Studio					
Advertising	Marketing	\$270.00	\$270.00		
Sinclair Digital					
Advertising	Marketing	\$1,300.00	\$1,300.00		
Slater, Cameron Dominic					
Stipends	Grant-SupportServices	\$750.00			\$750.00
Stipends	Grant-SupportServices	\$750.00			\$750.00
Snead, Ken W					
Social Security Deduct		\$175.26	\$175.26		
Sound & Light Creations					
Contractual-Other	Culinary Events	\$2,200.00			\$2,200.00
Specialty Paint					
Instructional Supplies	Collision Repair Tech	\$161.79	\$161.79		
Instructional Supplies	Collision Repair Tech	\$31.51	\$31.51		
Instructional Supplies	Collision Repair Tech	\$41.60	\$41.60		
Instructional Supplies	Collision Repair Tech	\$49.26	\$49.26		
Instructional Supplies	Collision Repair Tech	\$10.83	\$10.83		
Spectrum Janitorial Supply					
Maintenance Supplies	Custodial	\$125.42		\$125.42	
Maintenance Supplies	Custodial	\$576.25		\$576.25	
Maintenance Supplies	Custodial	\$607.01		\$607.01	
Maintenance Supplies	Custodial	\$767.39		\$767.39	
Star Silkscreen Design Inc					
Event Expense	Club Expenses	\$558.25			\$558.25
State Universities Retirement					
SURSRetiremtInstallPurch		\$166.13	\$166.13		
SURS 8%		\$1,944.25	\$1,944.25		

Bills for Ratification

May 2017

Vendor Account	Center	Amount	Ed Fund	O&M Fund	Other Fund
State Universities Retirement					
SURS 1/2%		\$4,175.66	\$4,175.66		
SURS 8%		\$36,450.77	\$36,450.77		
SURS 8%		\$1,181.23	\$1,181.23		
SURSRetiremtInstallPurch		\$37.19	\$37.19		
SURS 8%		\$1,944.25	\$1,944.25		
SURS 1/2%		\$4,288.08	\$4,288.08		
SURS 8%		\$37,387.30	\$37,387.30		
SURS 8%		\$1,192.54	\$1,192.54		
Sunbelt					
Equipment Rental	Instruction-Other	\$437.94			\$437.94
Equipment Rental	Instruction-Other	\$513.01			\$513.01
Equipment Rental	Instruction-Other	\$593.29			\$593.29
Superior Fire Protection Sys Inc					
Equip Repair/Maint Agree	Maintenance	\$339.00		\$339.00	
Swain, Michael					
Donations/Gifts	Club Expenses	\$300.00			\$300.00
Talferro, April R					
Stipends	Grant-SupportServices	\$712.50			\$712.50
Stipends	Grant-SupportServices	\$747.50			\$747.50
The Beach House Inc					
Contractual-Other	Culinary Events	\$200.00			\$200.00
The Decatur Club					
Publications & Dues		\$100.00			\$100.00
The Omni Group					
Bank Service Charges	General Expenses	\$10.00	\$10.00		
Thomas, Jennifer					
Contractual-Other	Instruction-Other	\$100.00			\$100.00
USA Clean Inc					
Maintenance Supplies	Maintenance	\$3.64		\$3.64	
Equip Repair/Maint Agree	Custodial	\$72.00		\$72.00	
United Graphics Inc					
Advertising	Continuing&ProfEdAdmin	\$4,552.86			\$4,552.86
United Parcel Service					
Postage	Continuing&ProfEdAdmin	\$4.62			\$4.62
Postage	General Expenses	\$95.20	\$95.20		
Postage	LRC	\$6.57	\$6.57		
Postage	Advising and Records	\$6.15	\$6.15		
Postage	Continuing&ProfEdAdmin	\$4.98			\$4.98
Postage	Fin Aid & Vet Affairs	\$3.67	\$3.67		
Postage	General Expenses	\$119.37	\$119.37		
Postage	Online Learning	\$4.18	\$4.18		
Postage	Outdoor Exposition SpcEv	\$4.72			\$4.72
United Way of Decatur/Macon					
United Way		\$163.67	\$163.67		
United Way		\$163.67	\$163.67		
Valdez, Cristobal O					
Travel-In State	Presidents Office	\$40.00	\$40.00		
Internet	Presidents Office	\$125.00	\$125.00		
Travel-Out of State	Presidents Office	\$594.76	\$594.76		
Van Horn Inc					
Grounds Maintenance	Grounds	\$208.04		\$208.04	
Vercellino, Karen A					
Publications & Dues	Dean-Health Professions	\$150.00	\$150.00		
Publications & Dues	Dean-Health Professions	\$350.00	\$350.00		
Verizon Wireless					
Telephone	Utilities	\$197.54		\$197.54	
Internet	Presidents Office	\$50.02	\$50.02		
Telephone	Utilities	\$231.20		\$231.20	
Voices for All LLC					
Contractual-Other	NonCredit	\$117.60			\$117.60
WAND-TV					
Advertising	Marketing	\$1,598.00	\$1,598.00		
Advertising	Marketing	\$1,598.00	\$1,598.00		
WDKR Radio Station					
Advertising	Marketing	\$112.50	\$112.50		
WXFM					
Advertising	Marketing	\$112.50	\$112.50		
Wal-Mart					
Snacks and Milk	Child Care Services	\$131.00			\$131.00
Walker Funeral Services					
Materials	Presidents Office	\$50.00	\$50.00		
Weiffenbach, Miranda M					

Bills for Ratification



May 2017

<i>Vendor Account</i>	<i>Center</i>	<i>Amount</i>	<i>Ed Fund</i>	<i>O&M Fund</i>	<i>Other Fund</i>
Weiffenbach, Miranda M					
Student Awards	Engl/Human/Journal-Bacca	\$100.00	\$100.00		
Wheels and Deals					
Advertising	Marketing	\$500.00	\$500.00		
Wilder, Mark Anthony					
Stipends	Grant-SupportServices	\$750.00			\$750.00
Stipends	Grant-SupportServices	\$80.00			\$80.00
Wise, Charlene L					
Stipends	Grant-SupportServices	\$665.00			\$665.00
Stipends	Grant-SupportServices	\$727.50			\$727.50
World Point ECC Inc					
Instructional Supplies	NonCredit	\$242.95			\$242.95
Instructional Supplies	NonCredit	\$361.90			\$361.90
Instructional Supplies	NonCredit	\$582.80			\$582.80
Wright, Michelle D					
Special Event Revenue		\$75.00			\$75.00
Xerox Corp					
Equipment Rental	Copy Center	\$194.99			\$194.99
Equipment Rental	Copy Center	\$1,065.07			\$1,065.07
Equipment Rental	Copy Center	\$22.18			\$22.18
Equipment Rental	Copy Center	\$385.11			\$385.11
Install Pymt Lease/Purch	Copy Center	\$186.19			\$186.19
Install Pymt Lease/Purch	Copy Center	\$1,261.26			\$1,261.26
Zindel-McWilliams, Teena					
Travel-Out of State	General Expenses	\$10.00	\$10.00		
		<u>\$872,750.18</u>	<u>\$481,296.10</u>	<u>\$124,538.75</u>	<u>\$266,915.33</u>

ITEMS FROM THE BOARD

EXECUTIVE SESSION

Executive Session- June 20, 2017

MOTION FOR CLOSED SESSION

I move that the Board enter into closed session for the purpose of discussing individual employments, as specified in Section 2 (c) (1); for the purpose of discussing collective negotiating matters, as specified in Section 2(c) (2); for discussion of purchase or lease of real property, as specified in Section 2 (c) (5); for discussion of pending or probable litigation, as specified in Section 2(c) (11); and for self –evaluation, as specified in Section 2 (c)(16) of the Open Meetings Act.

Richland Community College is in compliance with Public Act 93-0523, requiring the tape or video recording of all executive sessions.

ADJOURNMENT